



## QUALIFIER 2-INTO-1 EXHAUST SYSTEM

- Full stainless steel construction with a brushed stainless steel finish
- Computer-aided stepped header design to maximize power output
- Precision bends allow for class-leading ground clearance
- Full-length heat shields on front and rear header pipes
- Race-inspired S&S end cap
- Sound reducer dB insert included
- Oxygen sensor ports allow use of wide band or stock O<sub>2</sub> sensors

PART #	DESCRIPTION
1800-2662	For 06-07 Dyna models (except CVO models)



## HP35 3,5" SLIP-ON MUFFLERS

- Race-inspired performance and style
- All-new design 3,5" OD muffler body with DBX Performance baffle delivers a serious boost in horsepower and torque
- Chrome muffler bodies with gloss black end caps and muffler badging
- Easy installation
- Tuning recommended, but not required
- Require replacement exhaust gaskets for installation (gaskets not included)
- Sold in pairs



PART #	DESCRIPTION
1801-1802	For 18-24 FLSL, FLXR/S, FXBB/S, FXFB/S and FXBR/S

## VANCE HINES



1802-0406



1802-0407



### POWER DUALS PCX™ HEADER SYSTEMS

- PCX™ (Power Chamber Exhaust) Technology
- Chambered high-flow catalyst cartridge designed to increase torque
- Catalysts repositioned downstream for rider comfort
- Full-coverage heat shields
- Accepts 17-23 style mufflers (sold separately)
- Mounting hardware and installation instructions included

PART #	DESCRIPTION
FOR 17-23 FLHT/FLHTK/FLHX/FLHR/FLTRX/FLTRU/FLTRK	
<b>1802-0406</b>	Chrome

PART #	DESCRIPTION
FOR 17-23 FLHT/FLHTK/FLHX/FLHR/FLTRX/FLTRU/FLTRK (CONT)	
<b>1802-0407</b>	Matte black



1802-0408

### DRESSER DUALS PCX HEADER SYSTEMS

- PCX™ (Power Chamber Exhaust) Technology
- Chambered high-flow catalyst cartridge designed to increase torque
- Catalysts repositioned downstream for rider comfort
- Full-coverage heat shields
- Accepts 17-23 style mufflers (sold separately)
- CVO spacer kit included with system


PART #	DESCRIPTION
FOR 17-23 FLHT/FLHTK/FLHR/FLHX/FLTRX/FLTRU/FLTRK	
<b>1802-0408</b>	Chrome



1802-0409

PART #	DESCRIPTION
FOR 17-23 FLHT/FLHTK/FLHR/FLHX/FLTRX/FLTRU/FLTRK (CONT)	
<b>1802-0409</b>	Matte black ceramic





0414-0746



## AXEO PERFORMANCE FRONT SUSPENSION

- Performance spring rate delivers agile handling for aggressive riders without sacrificing comfort
- Specifically designed to retain factory ride height on FL touring models
- Improves cornering clearance and minimizes dragging floorboard and footpegs
- Improves ride quality, straight-line stability, high-speed cornering, and maneuverability
- Increases resistance to bottoming out on large bumps or potholes
- Threaded pre-load adjuster allows tuning for various rider weights and increased pre-load range
- Reduces front-end dive and improves front tire traction under aggressive braking
- Designed for optimum performance with all Legend's rear suspensions
- Includes two stock length monotube, dual chambered damper cartridges, and two top out springs
- Designed to be used with stock diameter front wheels
- Compatible with 21" and 23" wheels with the addition of a Legend Travel Limiting Kit (sold separately)


### PART #

0414-0747<sup>3,4</sup>0414-0746<sup>1,2</sup>

### DESCRIPTION

For 17-23 FLHX/FLHR/FLHT/FLTR (except 18-22 FLTRXSE and 23 FLHXSE/FLTRXSE)

For 14-16 FLHX/FLHR/FLHT/FLTR

<sup>1</sup> Requires PART #0414-0758 for use with 21" front wheels.<sup>2</sup> Requires PART #0414-0759 for use with 23" front wheels.<sup>3</sup> Requires PART #0414-0760 for use with 21" front wheels.<sup>4</sup> Requires PART #0414-0761 for use with 23" front wheels.

0414-0752



## +2" AXEO PERFORMANCE FRONT SUSPENSION


- Performance spring rate delivers agile handling for aggressive riders without sacrificing comfort
  - Specifically designed to increase ride height on FL touring models
  - Improves cornering clearance, lean angles, and eliminates dragging floorboards and footpegs
  - Improves straight-line stability, high-speed cornering, and maneuverability
  - Increases resistance to bottoming out on large bumps or potholes
  - Threaded pre-load adjuster allows tuning for various rider weights and increased pre-load range
  - Reduces front-end dive and improves front tire traction under aggressive braking
  - Designed for optimum performance with Legend's 355 mm (14") Revo-Arc rear suspensions
  - Includes two 2" over monotube, dual chambered damper cartridges, and two top out springs
  - Designed to be used with stock diameter front wheels
- NOTE:** This product is NOT designed for use with 21" and 23" wheels.
- NOTE:** Requires the use of Harley Davidson upper fork tubes OEM # 45500123 (617 mm (24,31") L) or Drag Specialties PART #0404-0505.
- NOTE:** Does not fit 2023 CVO Road Glide or CVO Street Glide models with inverted forks.

### PART #

0414-0752

### DESCRIPTION

For 17-24 FLHX/FLHR/FLHT/FLTR (except 23 FLHXSE/FLTRXSE)



0414-0750



## AXEO -1" FRONT SUSPENSION FOR FL MODELS

- Touring spring rate delivers improved rider comfort and chassis balance for a better connection to the road
- Specifically designed to reduce the factory ride height by one inch on FL touring models
- Offers a low stance and sure-footed confidence for shorter riders
- Improves ride quality, straight-line stability, high-speed cornering, and maneuverability
- Increases resistance to bottoming out on large bumps or potholes
- Threaded pre-load adjuster allows tuning for various rider weights and increased pre-load range
- Reduces front-end dive and improves front tire traction during aggressive braking

- Designed for optimum performance with Legend's air ride or 304 mm (12") coil rear suspensions
- Includes two 1" lowered monotube, dual-chambered damper cartridges, and two top-out springs
- Designed to be used with stock diameter front wheels

**NOTE:** This product is not designed for use with 21" or 23" front wheels.

PART #	DESCRIPTION
0414-0750	For 17-23 FLHX/FLHR/FLHT/FLTR (except 23 FLHXSE/FLTRXSE)

PART #	DESCRIPTION
0414-0749	For 14-16 FLHX/FLHR/FLHT/FLTR
0414-0751	For 99-13 FLHX/FLHR/FLHT/FLTR



## AXEO TRIKE FRONT SUSPENSION

- Touring spring rate delivers improved rider comfort and chassis balance for a better connection to the road
- Specifically designed for H-D trike models with the rider's comfort and confidence in mind
- Improves ride quality, straight-line stability, high-speed cornering, and maneuverability
- Increases resistance to bottoming out on large bumps or potholes
- Threaded pre-load adjuster allows tuning for various rider weights and increased pre-load range
- Reduces front-end dive and improves front tire traction under aggressive braking

- Designed for optimum performance with all Legend's rear suspensions
- Includes two stock length monotube, dual chambered damper cartridges, and two top out springs
- Designed to be used with stock diameter front wheels

**NOTE:** This product is NOT designed for use with 21" and 23" wheels.

PART #	DESCRIPTION
0414-0755	For 19-24 FLHTCUTG/FLRT, 23-24 FLTRT

PART #	DESCRIPTION
0414-0753	For 14-18 FLHTCUTG/FLRT

## AXEO TRAVEL LIMITING KITS

- Designed specifically for use with AXEO Performance Cartridge kits PART #s 0414-0746, 0414-0747, 0414-0748
- Prevents front fender from contacting the lower triple clamp or fairing at full bottom-out
- Kit includes two 1" travel limiters
- Made in the U.S.A.



0414-0756

PART #	DESCRIPTION
FOR 17-23 FLHX/FLHR/FLHT/FLTR	
0414-0760	21" wheel
0414-0761	23" wheel

PART #	DESCRIPTION
FOR 97-13 FLHX/FLHR/FLHT/FLTR	
0414-0756	21" wheel
0414-0757	23" wheel



## 32 MM (1 1/4") EZ INSTALL ROUND TOP HANDLEBARS

- Revolutionary interlocking bolt-together two-piece handlebar design that takes up half the shelf space, is economical to ship and even faster to install
- CNC mandrel-bent from 32 mm (1 1/4") diameter x 3 mm (0,120") wall heavy tube
- EZ Install - no more need to fight internal wiring; with our handlebars you can install wiring in minutes
- Bars are knurled

**NOTE:** Accepts OEM heated grips.

**NOTE:** U.S. Patent No. 10,946,926.



GLOSS BLACK PART #	END RISE	WIDTH	CENTER WIDTH	PULLBACK
<b>FOR 24 FLHX, 23-24 FLHXSE (25,4 MM (1") DIAMETER CLAMPING AREA)</b>				
0601-6365	25,5 cm (10")	91 cm (36")	39,5 cm (15 1/2")	23 cm (9")
0601-6367	30,5 cm (12")	91 cm (36")	39,5 cm (15 1/2")	23 cm (9")
0601-6369	35,5 cm (14")	91 cm (36")	39,5 cm (15 1/2")	23 cm (9")
<b>FOR 20-23 FXLRS, 22-24 FXLRST (32 MM (1 1/4") DIAMETER CLAMPING AREA)</b>				
0601-6329	20,5 cm (8")	81,25 cm (32")	25,5 cm (10")	23 cm (9")

## 32 MM 1 1/4" EZ INSTALL POINTED TOP HANDLEBARS

- Revolutionary interlocking bolt-together two-piece handlebar design that takes up half the shelf space, is economical to ship and even faster to install
- CNC mandrel-bent from 32 mm (1 1/4") diameter x 3 mm (0,120") wall heavy tube
- EZ Install - no more need to fight internal wiring; with our handlebars you can install wiring in minutes
- Feature a billet machined top with a large internal machined radius that allows for EZ pulling of wiring (non-welded top corner)
- Bars with "squared" lower bends also have additional slots to ease wire routing
- Bars are knurled

**NOTE:** Accepts OEM heated grips.

**NOTE:** U.S. Patent No. 10,946,926.



GLOSS BLACK PART #	END RISE	WIDTH	CENTER WIDTH	PULLBACK
<b>FOR 24 FLHX, 23-24 FLHXSE (25,4 MM (1") DIAMETER CLAMPING AREA)</b>				
0601-6348	25,5 cm (10")	91 cm (36")	39,5 cm (15 1/2")	23 cm (9")
0601-6350	28 cm (11")	91 cm (36")	39,5 cm (15 1/2")	23 cm (9")
0601-6355	35,5 cm (14")	91 cm (36")	39,5 cm (15 1/2")	23 cm (9")






## 32 MM (1 1/4") EZ INSTALL FLAT TOP HANDLEBARS

- Revolutionary interlocking bolt-together two-piece handlebar design that takes up half the shelf space, is economical to ship and even faster to install
- CNC mandrel-bent from 32 mm (1 1/4") diameter x 3 mm (0,120") wall heavy tube
- EZ Install - no more need to fight internal wiring; with our handlebars you can install wiring in minutes
- Bars are knurled
- Bars with "squared" lower bends also have additional slots to ease wire routing

**NOTE:** Accepts OEM heated grips.

**NOTE:** U.S. Patent No. 10,946,926.

GLOSS BLACK	END RISE	WIDTH	CENTER WIDTH	PULLBACK
FOR 24 FLHX, 23-24 FLHXSE (25,4 MM (1") DIAMETER CLAMPING AREA)				
0601-6334	28 cm (11")	91 cm (36")	39,5 cm (15 1/2")	23 cm (9")
0601-6336	30,5 cm (12")	91 cm (36")	39,5 cm (15 1/2")	23 cm (9")
0601-6338	35,5 cm (14")	91 cm (36")	39,5 cm (15 1/2")	23 cm (9")



## REPLACEMENT TWIST GRIP SENSORS

- Pre-installed terminals that utilize MIL-SPEC crimping presses
- Hardwired, like OEM CVO versions, from the sensor to the main connection on the harness
- 100% plug-n-play
- PART #2130-0347, sensor includes OEM HD# 72188-07BK male 6-position connector for installation after the harness is routed through the handlebar
- PART #2130-0348, sensor includes OEM # 72414-07BK female 6-position connector for installation after the harness is routed through the handlebar
- PART #2130-0349, sensor includes installed OEM # 69201162 micro-connector for easy installation after routed through the handlebar
- Additionally includes an installed male 2-position heated grip connection OEM #72902-01BK, which is NOT installed to place wiring harness through handlebar

**Note:** Make sure grip is snug against gear drive to prevent damage.

PART #	DESCRIPTION	PART #	DESCRIPTION	PART #	DESCRIPTION
2130-0349	For all 16-23 H-D Throttle-By-Wire models	2130-0348	For all 14-15 H-D Throttle-By-Wire models	2130-0347	For all 08-13 H-D Throttle-By-Wire models



### BRAKE/CLUTCH CONTROL LEVER SET

- Aluminum construction
- Uses OEM switches or equivalent (not included unless otherwise indicated)
- Switches available separately

**NOTE:** Models with dealer-installed cruise control may require different or additional lower switch housings. Upper and lower switch housings are not compatible with OEM housings.

PART #	DESCRIPTION
0610-2299	For 21-23 RA1250 Pan America



### MECHANICAL CLUTCH LEVER ASSEMBLY

- Die-cast aluminum construction
- Black finish to match OEM switch housings
- Sold each

PART #	DESCRIPTION
0613-2131	For 21-23 RA1250 Pan America



### WIDE BLADE BRAKE LEVER

- Top-quality brake lever resemble the late-style wide, flat design
- Constructed of lightweight aluminum with a flat black finish
- Compatible with OEM lever perches
- Sold each

PART #	DESCRIPTION
0614-1928	For 21-23 RA1250 Pan America



## FRONT BRAKE MASTER CYLINDER COVERS

- Groove-style cover with black finish
- Include rubber cover gasket

PART #	DESCRIPTION
<b>0611-0190</b>	For 08-23 FLHT/FLHX/FLHR/FLTR/FLTRX/FLTRU/FLTRK, 09-13/19-23 FLHTCUTG/FLHXXX/FLRT and 06-17 V-Rod models; repl. OEM #41700334
<b>0611-0188</b>	For 05-07 Touring models, 06-14 Softail models, 06-17 Dyna models and 14-17 H-D FL Trike models; repl. OEM #41700336



## SHIFTER LINKAGES

- Steel construction
- Features a custom round heim joint end with 5/16" hole and/or ball joint ends with 5/16"-24 stud
- Rod lengths are measured from the center of the hole to the center of the stud with the adjusters collapsed
- Gloss black finish
- Sold each

PART #	DESCRIPTION
<b>1601-0538</b>	12 1/4" for 99-23 FLHT/FLHR/FLHX/FLTRX/FLTRU/H-D FL Trike, 00-17 FLST/FLS
<b>1601-0540</b>	12 1/4" for 99-23 FLHT/FLHR/FLHX/FLTRU/FLTRX/H-D FL Trike, 00-17 FLST/FLS (w/ arm cover)

## MUFFLER GASKETS

- Use when installing aftermarket mufflers, or to replace worn gaskets on the original mufflers
- See chart for OEM # cross reference
- Sold each



PART #	REPL. OEM #	PART #	REPL. OEM #	PART #	REPL. OEM #	PART #	REPL. OEM #
<b>0934-7523</b>	65900056	<b>0934-7524</b>	65900040	<b>0934-7525</b>	66813-09	<b>0934-7526</b>	65900017





## DRYFORCE™ QUICK RELEASE WATERPROOF COOLER

- Insulated waterproof interior
- Custom tailored for Harley-Davidson's factory Tour-Pak luggage rack
- Quick release latch mechanism
- Hard molded top and bottom
- Rugged adjustable straps and oversized handles
- Four heavy-duty nylon attachment points
- YKK zippers on exterior pockets and T-handles for heavy-duty pull zippers
- Custom 840d nylon TPU laminate with welded seams
- Reflective Giro logo
- Dimensions: 58,5 cm W x 28 cm H x 33 cm D (23" x 11" x 13")

- Volume is 24 liters and holds 64 12 oz. cans

**NOTE:** Requires Harley-Davidson Premium Tour-Pak® luggage rack OEM #52665-87. Will not work with Harley-Davidson Air Wing Tour-Pak® luggage rack OEM #s 79179-08 or 53000063.

PART #	DESCRIPTION
3511-0027	Waterproof cooler



## LIFT KITS FOR TOUR-PAK® RACK

- Raises luggage rack 13 mm (½")
- Helps to distribute the load with a wider foot while also making it easier to clean and polish under your rack
- Makes securing luggage attachments more accessible
- Easy installation

PART #	DESCRIPTION
1510-1073	Chrome
1510-1074	Black

## FRONT TIE DOWN BRACKETS

- Offer a secure and convenient location to connect tie-down straps to the front of your motorcycle during service or trailer transport
- Easy installation
- Sturdy, steel construction
- Sold as a pair

**NOTE:** Does not work with Giro TAC-10 light PART #2001-2439.



PART #	DESCRIPTION
FOR 14-23 FLHT/FLHX (EXCEPT FLHTCUTG, 23 FLHXSE)	
0502-0571	Chrome
0502-0572	Black

PART #	DESCRIPTION
FOR 15-23 FLTRX/FLTRU/FLTRK (EXCEPT 23 FLTRXSE)	
0502-0573	Chrome
0502-0574	Black



## DEFLEX HEAT SHIELDS

- Redirects hot air from the engine away from your legs so you can focus on the thrill of the ride
- Aids in removing the side covers
- Engineered for both performance and style
- 3M™ VHB™ adhesive for easy installation
- Available in matte black
- Mounts to side covers
- Doesn't impede leg position
- Sold in pairs

PART #	DESCRIPTION
<b>FOR INDIAN</b>	
0504-0434	For 22-23 Chieftain Dark Horse Icon
0504-0434	For 17, 20-23 Chieftain Elite
0504-0434	For 17-23 Chieftain Limited
0504-0434	For 16-23 Chieftain Dark Horse
0504-0434	For 14-23 Chieftain
0504-0434	For 18-20 Springfield Dark Horse/Chieftain Classic
0504-0434	For 16-20 Springfield
0504-0434	For 21-23 Roadmaster Limited/Springfield/Springfield Dark Horse
0504-0434	For 20-23 Roadmaster Dark Horse
0504-0434	For 18 Roadmaster Elite

PART #	DESCRIPTION
<b>FOR INDIAN (CONT)</b>	
0504-0434	For 17-18 Roadmaster Classic
0504-0434	For 15-23 Roadmaster
0504-0434	For 22 Super Chief/Limited
0504-0434	For 20 Chief Dark
0504-0434	For 16, 18 Chief
0504-0434	For 17-19 Chief Dark Horse
0504-0434	For 14-19 Chief Vintage
0504-0434	For 14-18 Chief Classic
0504-0434	For 21 Vintage Dark Horse
0504-0434	For 20-21 Vintage

## FANG® LOWER FAIRING LIGHTS

- New ultra-bright light technology for a radiant uniform glow
- Create a wide spread of light; great for dark parking lots and low speed maneuvering
- Plug-and-play
- Bright white running light
- Amber turn signals
- Everlight LEDs
- Polycarbonate clear lens
- Improves side visibility
- 180° side-to-side light pattern
- No restriction to airflow
- Sold in pairs



FOR 14-23 TOURING MODELS (EXCEPT 23 FLHXSE/FLTRXSE), 14-19 FLHTCU, 14-23 FLHTK, 14-21 FLHTKSE, 14-23 FLHTCUTG, 15-16 FLHTCUL, 15-16 FLTRUSE, 15-19 FLHXSE, 16-19 FLTRU, 20-23 FLHTCUTGSE, 20-23 FLTRK, 22-23 FLTRKSE

PART #	DESCRIPTION	PART #	DESCRIPTION
2040-2975	Chrome	2040-2976	Black

## FANG® SIGNAL LIGHT FRONT INSERTS

- Great way to add modern styling and class to your bike while also increasing visibility
- Inserts have amber LEDs with clear, smoke or light smoke lenses
- Lens amplifies light output for maximum brightness
- Bezel is die-cast for long-lasting good looks
- Waterproof
- Sold in pairs

**NOTE:** Pre-CANbus models may require a load equalizer.



FOR 16-23 FLHTKSE, 16-22 FLHXSE, 18-22 FLTRXSE, 20-23 FLHTCUGSE, 16-17 FXSBSE, 16 FLTRUSE, 22-23 FLTRKSE (REPLACES H-D LED PUCK OEM #67800257)

PART #	DESCRIPTION	PART #	DESCRIPTION
<b>CHROME</b>		<b>BLACK</b>	
2040-2907	Clear lens	2040-2908	Smoke lens
2040-2909	Smoke lens	2040-2910	Light smoke lens



## TOUR BLADE®

- Clean way to add more light to the back of your bike
- Low-profile light strip fits between backrest and tour pack to blend right into the motorcycle
- Adds bright sequential turn signals, running lights and center brake light
- No controller needed

PART #	DESCRIPTION
2040-2894	For 14-23 FLHTCU/L, FLHTK/L, FLTRU, FLTRK/FLHTCUTG



## BAG BLADES®

- Original, low-profile saddlebag lights that fit perfectly
- One of the cleanest ways to add light to the back of your bike
- Low-profile light housing sits right below the lid to blend seamlessly into the back of the bike
- Features sequential turn signals and red run/brake lights
- Comes with amber turn signals
- Plug-and-play installation with no drilling
- Sold in pairs



PART #	DESCRIPTION
2040-2893	For 14-23 FLHT/FLHTCU/FLHTCUL/FLHTK/FLHTKL/FLHR/FLHRXS/FLHX/FLHXST, 15-23 FLTRX/FLTRXS/FLTRXST/FLTRU/FLTRK (except 23 FLHXSE/FLTRXSE)

## PASSENGER PHONE MOUNT

- All metal construction with a black finish
- Swing away mount allows for passenger to easily get on and off motorcycle
- Adjustability allows passenger to fine tune the phone view angle
- Quick detach; easy installation
- Works great with any Giro phone holder (50000, 50001, 50002)
- Phone holder sold separately
- Speaker pods required for installation



PART #	DESCRIPTION
0636-0213	For 14-23 FLHTC/FLHTCUL/FLHTK/FLHTKL/FLHTKSE/FLHTCUTG/FLTRUSE/FLTRU/FLHTCUTGSE (except 23 FLHXSE/FLTRXSE)