



KN-93 SERIES COMPLETE ENGINE

- Natural crankcases and black powdercoated cylinders and heads
- S&S Super Stock™ single-fire ignition system and polished billet timer protect engine with a three-step break-in rev-limiter for first 24 hours of operation
- S&S Super E carburetor
- Correct length sprocket shaft for 1970-up primary and transmission
- Allows the use of modern primary, transmission, clutch components and electrical system
- Includes oil filter mount at generator location
- 93" displacement, 8.2:1 compression ratio, 4 1/2" stroke, 3 5/8" bore

PART

0901-0255

DESCRIPTION

For 70-99 custom chassis, with alternator-style primary

AIR CLEANER KITS WITH COVER

- Engineered to boost performance
- High-flow air filter provides twice the surface area of the stock filter for up to 37% more airflow and a five horsepower gain
- Design maintains leg clearance
- Billet aluminum construction with a high-quality, washable and reusable cotton gauze air filter element
- Cover is made from billet aluminum and show-chrome plated, features the S&S logo
- Optional S&S® Pre-filter available separately



1010-2775

PART

FOR 14-21 CHIEF CLASSIC, CHIEF VINTAGE, SPRINGFIELD, CHIEFTAIN AND ROADMASTER MODELS

1010-2775

DESCRIPTION

W/ Nostalgic Script cover

1010-2776

W/ S&S logo cover



BASSANI EXHAUST

You name an engine, Darryl Bassani has probably built an exhaust system for it. For more than 30 years he has been developing high-performance exhaust systems that make superior power and torque, along with a superior fit and finish. The Bassani Road Rage II exhaust systems are now available for Dresser models, so you can add some performance and the famous Bassani rumble to your ride.



ROAD RAGE II 2-INTO-1 WITH HOT ROD TURNOUT MUFFLER SYSTEMS

- Stepped headers merge into a 3 1/2" short straight muffler body with Hot Rod turnout end cap
- 1 3/4" headpipe steps up to 1 7/8" into the collector to increase flow and improve performance
- Removable spiral-core louvered baffle included
- Hand MIG welding
- 18 mm and 12 mm O₂ ports with adapters and plugs
- Includes mounting hardware
- Full heat shields included

PART #	DESCRIPTION
FOR 17-21 FLHT/FLHR/FLHX/FLTRU/FLTRK MODELS (EXCEPT CVO MODELS)	
1800-2510	Chrome
1800-2511	Black
FOR 07-16 FLHT/FLHR/FLHX/FLTRX MODELS (EXCEPT CVO MODELS)	
1800-2508	Chrome
1800-2509	Black



1800-2511



1800-2508

CHROME ROAD RAGE II 2-INTO-1 MID-LENGTH EXHAUST SYSTEMS

- 4" reverse-cone megaphone muffler body with matching billet end cap
- 1 3/4" headpipe steps up to 1 7/8" into the collector to increase flow and improve performance
- Removable spiral-core louvered baffle included
- Features hand MIG welding
- 18 mm and 12 mm O₂ ports with adapters and plugs
- Includes mounting hardware and full heat shields

PART #	DESCRIPTION
1800-2506	For 17-21 FLHT/FLHR/FLHX/FLTRU/FLTRK models (except CVO models)
1800-2504	For 07-16 FLHT/FLTR/FLHX/FLTRX models (except CVO models)



1800-2506



1800-2504



TORQUER 450 SLIP-ON MUFFLERS

- Cutting-edge design that enhances the M-Eight engine with a rich, bold roar and improved performance
- Massive 4 1/2" diameter muffler bodies
- CNC-machined billet end caps
- Work with stock headers or Vance & Hines Power Duals
- Vance & Hines quiet baffles are designed to work with the 17-21 Touring or 99-16 Twin Cam models; mounting hardware and installation instructions included
- Baffles reduce sound by approximately 2-3 decibels compared to standard baffles; offer a deeper rumble
- PART #1861-1603 has two different sized baffles in kit: works with 2 5/8" (right) and 1 3/4" (left) slip-on inlets for the M-Eight designed Touring slip-ons
- Slip-on mufflers sold in pairs
- See page 414 of the 2021 Parts Europe FatBook for the complete line of Torquer 450 Slip-on Mufflers

NOTE: Qualified manufacturer declared replacement for 17-21 FLHT/FLHX/FLHR/FLTRX/FLTRU/FLTRK and 06-16 FLHT/FLHX/FLHR/FLTR.

PART #	DESCRIPTION
FOR 17-21 FLHT/FLHX/FLHR/FLTRX/FLTRU/FLTRK	
1801-1457	Black
1861-1603	Opt. quiet baffle (pr.)
FOR 99-16 FLT/FLHT/FLHX/FLHR/FLTR	
1861-1602	Opt. quiet baffle (ea.)



1801-1457



1861-1602



OPTIONAL QUIET BAFFLES FOR 4" ELIMINATOR 400 SLIP-ON MUFFLERS

- Vance & Hines quiet baffles are designed to work with the 17-21 Touring models
- Baffles reduce sound by approximately 2-3 decibels compared to standard baffles; offer a deeper rumble
- PART #1861-1604 has two different sized baffles; works with 2 5/8" (right) and 1 3/4" (left) slip-on inlets for the M-Eight designed Touring slip-ons
- Mounting hardware and instructions included
- See page 416 of the 2021 Parts Europe FatBook for the complete line of 4" Eliminator 400 Slip-on Mufflers
- Sold in pairs

PART #	FITS MODEL
1861-1604	For 17-21 FLHT/FLHTK/FLHX/FLTRX/FLTRU/FLHR/FLTRK



465 SERIES SHOCK

- High-pressure gas monotube design for the ultimate performance
- Five-position rebound adjustment to tailor the suspension for changing conditions and riding styles
- Threaded shock body with a wide range of adjustment to fine-tune preload and sag
- Hard anodized aluminum body and components for excellent durability and corrosion resistance
- 46mm bore and deflexive disc piston provide precise damping
- 16mm hard chrome shaft rides on custom Viton® seals for low friction and leak-free reliability

NOTE: Before purchasing or attempting to install shocks that are different than the OEM length, confirm that your wheel travel can be altered without causing clearance issues such as swingarm/axle to exhaust contact as well as chain/belt guard or tire contact.

PART #	DESCRIPTION
1310-2084	For 19-20 FTR1200 models





HEATED ROAD SOFA CF SEAT

- Constructed from contrasting carbon fiber weave and SaddleHyde™
- Two-level heat adjustment that connects easily to bike's electrical system
- Independently controlled heating elements for rider and passenger
- Brightly colored LEDs indicate level of heat
- Styling and function are unaffected by switches or wiring
- GelCore™ in front and rear reduces tailbone pressure and increases circulation and comfort for both driver and passenger
- Tall lumbar support and wide driver saddle support the back and legs for superior comfort, while the streamlined nose improves the rider's reach to the ground

PART #	DESCRIPTION
FOR 97-07 FLHT/FLTR	
0801-1345	Heated Road Sofa seat



DXT SADDLEBAGS

- Dual-compartment bags provide ample packing room for short and long rides
- Expandable, sleek design
- UV-, water- and weather-resistant 1680D construction
- Classic sport touring look and shape
- Each bag expands from 31 to 51,5 liters (1890 to 3150 cubic inches) of storage space



PART #	DESCRIPTION
3501-1776	DXT saddlebags



REPLACEMENT SADDLEBAG GROMMETS

- Replacement saddlebag grommets to mount OEM-style hard saddlebags
- See page 72 of the 2021 Parts Europe FatBook for the complete line of saddlebag/lid hardware kits and replacement parts
- Sold in 4-pack

PART #	DESCRIPTION
3501-1767	For 14-21 OEM-style Dresser hard saddlebags; repl. OEM # 9020061



ROAD SOFA SEAT

- Constructed from contrasting carbon-fiber weave and SaddleHyde™
- GelCore™ in front and rear reduces tailbone pressure and increases circulation and comfort for both driver and passenger
- Tall lumbar support and wide driver saddle support the back and legs for superior comfort, while the streamlined nose improves the rider's reach to the ground

PART #	DESCRIPTION
FOR 97-07 FLHT/FLTR	
0801-1344	Road Sofa seat



SADDLEBAG LINERS

- Specifically designed to fit the Indian hard saddlebags
- No need for saddlebag organizers; liners feature three storage compartments on top with zipper closures
- Constructed of heavyweight polyester fabric with a PVC internal coating
- Center compartment is made of a see-through mesh for locating items quickly
- Zippers on the outer compartments wrap around two sides for easy access
- The zipper on the main liners wraps around three sides and the lid will flip up, creating an open access for EZ loading and locating items
- Each liner has two 25,4 mm (1") handles that can be joined together with hook-and-loop material for easy carrying
- Measures 58,5 cm L x 19 cm W x 25,5 cm H (23" L x 7 1/2" W x 10" H)
- Sold in pairs

PART #	DESCRIPTION
3501-1646	For 14-21 Chief/Chieftain Vintage/Classic/Limited, 16-21 Dark Horse, 17-21 Springfield, 15-21 Roadmaster, 20-21 Challenger

DRIVER FLOORBOARDS

- CNC-machined from billet aluminum
- Can be adjusted up to 25 mm (1") forward or back of the stock floorboard position
- Use OEM mounting hardware
- Available in ripper design with black finish
- Sold in pairs




PART #	FITS MODEL
1621-1033	For 80-21 FLT/FLHT/FLHR/FLTR/FLTRX/FLTRU/FLTRK/FLHX and 86-17 FLST models equipped with floorboards

SADDLEBAG HINGE DELETE PLATES

- CNC-machined billet aluminum construction
- Fit police hard saddlebags that do not have saddlebag latch assemblies
- Ripper style in a black finish
- Sold in pairs

NOTE: Some saddlebags may require drilling to properly mount.

PART #	DESCRIPTION
3501-1806	For 14-21 FLHT/FLHR/FLHX/FLTRX/FLTRU/FLTRK models



FIREWALL PLATE

- CNC-machined from billet aluminum
- Available in ripper design with a black finish

PART #	DESCRIPTION
0504-0365	For 17-21 FLHT/FLHR/FLTR/FLHX models



IGNITION SWITCH KNOB COVER

- CNC-machined from billet aluminum
- Fits over the existing switch knob and securely attaches with two-sided tape (included)

PART #	DESCRIPTION
2106-0577	For 14-21 FLHT/FLTRX/FLTRU/FLTRK/FLHX/FLHTCUTG models



SHIFT LINKAGE

- CNC-machined from billet aluminum
- Available in ripper style, in a gloss black powdercoat finish

PART #	DESCRIPTION
1601-0536	FOR 17-21 FLT/FLHT/FLTR/FLHX models



DIPSTICK COVER

- CNC-machined from billet aluminum
- Replaces the existing cover on the OEM oil dipstick
- Must remove stock cover before installation
- Available in ripper style with black finish

PART #	DESCRIPTION
0710-0267	For 17-21 FLHT/FLHR/FLTRX/FLTRU/FLTRK/FLHX and H-D FL Trike



1620-2245



1620-2246



XLS FOOTPEGS

- CNC-machined from billet aluminum
- Sold in pairs

NOTE: See page 1676 of the 2021 Parts Europe FatBook for an explanation of footpeg mount styles.

PART #	DESCRIPTION
M-EIGHT SOFTAIL/ELW DRIVER FOOTPEGS	
1620-2245	Black
1620-2244	Chrome
M-EIGHT SOFTAIL/ELW PASSENGER FOOTPEGS	
1620-2246	Chrome
1620-2247	Black



1620-2240



1620-2243



OVERDRIVE FOOTPEGS

- Available in black anodized or chrome finish
- Sold in pairs

NOTE: See page 1676 of the 2021 Parts Europe FatBook for an explanation of footpeg mount styles.

PART #	DESCRIPTION
M-EIGHT SOFTAIL/ELW DRIVER FOOTPEGS	
1620-2240	Chrome
1620-2241	Black anodized
M-EIGHT SOFTAIL/ELW PASSENGER FOOTPEGS	
1620-2242	Chrome
1620-2243	Black anodized



1620-2236



1620-2239



APEX FOOTPEGS

- CNC-machined from billet aluminum
- CNC-milled cuts around tip of footpegs
- Durable, knurled rubber with an embossed PM logo
- Optimal comfort and style
- Sold in pairs

NOTE: See page 1676 of the 2021 Parts Europe FatBook for an explanation of footpeg mount styles.

PART #	DESCRIPTION
M-EIGHT SOFTAIL/ELW DRIVER FOOTPEGS	
1620-2236	Chrome
1620-2237	Black anodized
M-EIGHT SOFTAIL/ELW PASSENGER FOOTPEGS	
1620-2238	Chrome
1620-2239	Black anodized



0603-1032



0603-1033

ULTRA T-BAR ADAPTERS

- Machined out of solid billet aluminum
- Bolts directly to triple tree, allows for the installation of taller risers in addition to T-bars
- Adapter moves the handlebar 63,5 mm (2,5") towards the rider and raises the handlebar up 25,4 mm (1")
- No modifications to the screen are necessary

NOTE: Requires removal or relocation of ignition switch and removal or modification of front dash panel.

PART #	DESCRIPTION
FOR 95-21 FLHT/FLHX MODELS	
0603-1032	Black
0603-1033	Raw aluminum



0415-0050



0415-0052



0415-0051

METHOD FORK BRACES

- CNC-machined from forged aluminum
- Forged construction eliminates flex in your fork assembly
- Race inspired design installs without disassembly of front end for simple, fast installation

PART

FOR 18-21 FXBB, 18-21 FXLR, 06-17 FXD (EXCEPT FXDWG) (49 MM)

0415-0050

0415-0051

0415-0052

DESCRIPTION

Blue anodized

Gold anodized

Red anodized



1107-0664



1107-0647



1107-0649



1107-0651



1107-0665

10-GAUGE DERBY COVERS

- Machined from 6061-T6 billet aluminum
- Chrome hardware and gasket included
- Matching point and inspection covers available separately
- Sold each



1107-0654



1107-0656



1107-0658

PART

DESCRIPTION

FOR 16-21 DRESSERS/HD FL TRIKE, 15 FLHTCUL/FLHTKL

1107-0664

Chrome

1107-0663

Black anodized w/ machined accents

1107-0647

Black anodized

1107-0648

Blue anodized

1107-0649

Gold anodized

1107-0650

Orange anodized

1107-0651

Red anodized

1107-0652

Titanium anodized

PART

DESCRIPTION

FOR 99-18 BIG TWIN MODELS

(EXCEPT 16-18 DRESSERS, 15 FLHTCUL/FLHTKL, 18 FLHB)

1107-0666

Chrome

1107-0665

Black anodized w/ machined accents

1107-0653

Black anodized

1107-0654

Blue anodized

1107-0655

Gold anodized

1107-0656

Orange anodized

1107-0657

Red anodized

1107-0658

Titanium anodized

KICKSTAND TAB EXTENSION

- Extension for stock kickstand to make it reach out past custom boards when in the up position
- Helps stock kickstand not get lost under aftermarket floorboards
- CNC-machined from solid 6061 aluminum
- Chrome finish
- Dual setscrew fasteners

PART

0510-0505

DESCRIPTION

For 82-21 FLT/FLHT/FLHR/FLHX/FLTRX/FLTRU/FLTRK






CUSTOM DYNAMICS

Everything needed to light up your ride! Custom Dynamics offers everything you need to add LED style to your bike. Superior-quality bright LED accessories and the wiring harnesses/connectors to make installation quick and easy. For all your LED motorcycle needs, look to Custom Dynamics.



2020-1910



2020-1911



2040-2726

PROBEAM® UNIVERSAL DYNAMIC RINGZ™ FRONT LED TURN SIGNALS

- Outer ring of 24 white ProbeAM® LEDs showcases a smooth white halo that functions as a running light
- 12 Center amber LEDs function as the turn signal
- When turn signal is activated, the white LEDs turn completely off for the entire turn signal cycle
- Aluminum bullet housing 77,1 mm L x 57 mm D (3,125" x 2,25") with 5/16" - 18 mounting stud
- Include smoked lenses
- Sold in pairs
- Load equalizer may be required

PART #	DESCRIPTION
FOR 15-20 INDIAN SCOUT/SCOUT SIXTY AND SCOUT BOBBER MODELS	
2020-1910	Gloss black
2020-1911	Chrome

LOW-PROFILE BAGZ™

- Sleek low-profile design
- Mount to the top edge on OEM saddlebags
- Utilize super-bright LEDs behind a red or smoked lens
- Include run/brake functionality
- In-line disconnect for quick removal of saddlebags
- Come pre-taped and include a plug-and-play wiring adapter for easy installation
- Units are completely sealed
- Sold in pairs

2040-2726

PART #	DESCRIPTION
FOR 21 ROADMASTER LIMITED, 20-21 CHALLENGER/CHALLENGER DARK HORSE/CHALLENGER LIMITED/CHIEFTAIN DARK HORSE/CHIEFTAIN ELITE/SPRINGFIELD DARK HORSE/ROADMASTER DARK HORSE, 19-21 CHIEFTAIN/CHIEFTAIN LIMITED (INTERNATIONAL MODELS ONLY)	
2040-2726	Red lens
2040-2727	Smoke lens



2050-0437



2050-0435



2050-0436

MICRO BULLET WIRING ADAPTERS

- Install in-line with factory wiring to allow for simple plug-in installation of Micro Bullet LED turn signals (sold separately)
- Built-in converters allow the amber turn signal to override the red brake light when braking and turning at the same time
- Plug-and-play technology

PART #	DESCRIPTION
FOR 99-13 FLHT/FLHTCU/FLHTK/FLHR/FLHRC/FLTRU/FLTRUSE, 99-09 FLTR, 06-09 FLHX, 10-11 FLHXXX, 10-13 FLHTCUTG, 00-17 SOFTAILS (EXCEPT BREAKOUT/CVO™ BREAKOUT/PRO STREET/ROCKER/ROCKER C/Slim/Slim-S®/BLACKLINE OR SOFTAIL CONVERTIBLE), 99-11 DYNA, AND 99-03 XL MODELS	
2050-0434	Amber/white
2050-0437	Amber/red
FOR 12-17 DYNA MODELS	
2050-0435	Amber/white
FOR 18-21 SOFTAIL MODELS	
2050-0436	Amber/white



RUN/BRAKE/TURN ACCESSORY ADAPTER

- Converts Custom Dynamics plug-and-play run/brake accessories to run/brake turn functions
- Compatible with non-sequential, single-color red LED accessories
- Separated brake wire lead
- Plug-and-play
- Sold each

PART #	DESCRIPTION
2050-0432	For 99-13 FLHT/FLHTCU/FLHR/FLHRC/FLTRU/FLTRUSE, 99-09 FLTR, 06-09 FLHX, 10-11 FLHXXX, 10-13 FLHTCUTG, 99-17 Softails (except Breakout/Breakout CVO/Pro Street/Rocker/Rocker C/Slim/Slim-S/Blackline or Softail Convertible), and 99-03 XL models



WIRE ADAPTERS FOR PROBEAM® DYNAMIC STRIPS™

- Wire adapters allow for installation of ProBEAM® Dynamic Strips™ (PART #s 2040-2556, 2040-2558 or 2040-2557, sold separately)
- Plug-and-play

PART #	DESCRIPTION
2050-0418	For all 99-13 FLHR models
2050-0419	For all 14-21 FLHR models



LED DRIVING LIGHT BAR WIRE HARNESS

- Allows use of plug-and-play installation of High-Power LED driving light bar (PART #2001-2320)
- Includes terminal connectors for battery hookup with built-in push-button switch to operate the light bar

PART #	DESCRIPTION
2120-1056	LED driving light bar wire harness

KURYAKYN

PIGTAILS FOR LED TURN SIGNALS

- Eliminate side-to-side voltage bleed-over that causes problems when changing from stock incandescent turn signals to LED bulbs or custom LED turn signals
- When changing from incandescent to LED bulbs, just plug the voltage filter units in-line between taillight and stock turn signals
- When replacing stock turn signals with custom LED turn signals, splice the included set of pigtails to the custom LED turn signals and then plug the voltage filter units in-line between the taillight and signal


PART #	DESCRIPTION
2050-0409	For front or rear on 15-21 Scout/Scout Sixty, front only on 18-21 Scout Bobber models



MPR EXTENSION HARNESS

- This extension harness plugs into the 3-pin accessory ports on the MPR adapter harness (typically included with Custom Dynamics plug-and-play lighting)
- Allows for three separate plug-and-play products to run off a single MPR adapter harness

PART #	DESCRIPTION
2120-1026	MPR extension harness





38 MM (1½") EZ INSTALL GLOSS BLACK FLAT TOP HANDLEBAR KITS

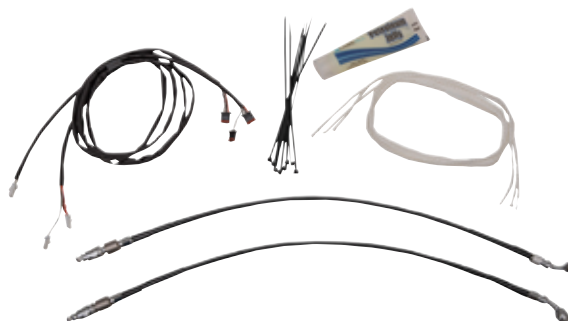
- Revolutionary interlocking bolt-together two-piece handlebar design that takes up half the shelf space, is economical to ship and even faster to install
- New adjustable 38 mm (1½") collar next to the handlebar controls for a custom-finished look
- CNC mandrel-bent from 38 mm (1½") diameter x 2,5 mm (0,095") wall heavy tube
- EZ Install - no more need to fight internal wiring; with our handlebars you can install wiring in minutes
- Install kit includes everything to install the handlebars in half the time of other kits due to our design that only extends the existing clutch cable/clutch line and brake lines; no need to waste time and money replacing the existing cables and lines
- Black bars come with wire extensions and smooth black braided lines/vinyl cable extensions as required (**see note**)
- Designed to work with ABS and non-ABS models
- Knurled and notched for TBW applications

NOTE: Kits only include the necessary components needed to install handlebars based on the model, and the height of the handlebar. Certain models and heights of handlebar kits will include brake line extension, clutch line/cable extension and wiring harness. Some of the shorter handlebar kits will only have a wiring harness or only a clutch line/cable extension.

NOTE: Some 25,5 cm (10") and 30,5 cm (12") kits are not available for certain models, as these models only require a handlebar change and reuse the existing brake and clutch lines.

NOTE: Accept OEM heated grips.

NOTE: U.S. Patent No. 10,946,926.




GLOSS BLACK	END RISE	WIDTH	CENTER WIDTH	PULLBACK
FOR 14-20 FLHT/FLHTC/FLHTCU/FLHTK/FLHX AND H-D FL TRIKE (HYDRAULIC CLUTCH) (25,4 MM (1") CLAMPING AREA)				
0601-5493	30,5 cm (12")	91 cm (36")	38 cm (15")	23 cm (9")
0601-5494	35,5 cm (14")	91 cm (36")	38 cm (15")	23 cm (9")
0601-5495	40,5 cm (16")	91 cm (36")	38 cm (15")	23 cm (9")

32 MM (1¼") EZ INSTALL FLAT TOP HANDLEBAR KITS

- Revolutionary interlocking bolt-together two-piece handlebar design that takes up half the shelf space, is economical to ship and even faster to install
- CNC mandrel-bent from 32 mm (1¼") diameter x 3 mm (0,120") wall heavy tube
- EZ Install - no more need to fight internal wiring; with our handlebars you can install wiring in minutes
- Install kits include everything to install the handlebars in half the time of other kits due to our design that only extends the existing clutch cable/clutch line and brake lines; no need to waste time and money replacing the existing cables and lines
- Black bars come with wire extensions and smooth black braided lines/vinyl cable extensions; chrome bars come with wire extensions and braided stainless lines/cable extensions as required
- Kits are designed to work with ABS and non-ABS models

NOTE: Some 25,5 cm (10") and 30,5 cm (12") kits are not available for certain models as these models only require a handlebar change and reuse the existing brake and clutch lines.



CHROME PART #	GLOSS BLACK PART #	END RISE	WIDTH	CENTER WIDTH	PULLBACK
FOR 15-20 FLTRX/S, 16-20 FLTRU (HYDRAULIC CLUTCH AND 32 MM (1¼") CLAMPING AREA)					
-	0601-5552	35,5 cm (14")	89 cm (35")	28,5 cm (10,25")	20,5 cm (8")
0601-5551	0601-5553	40,5 cm (16")	89 cm (35")	28,5 cm (10,25")	20,5 cm (8")



0601-5533



32 MM (1 1/4") EZ INSTALL GLOSS BLACK FLAT TOP HANDLEBARS

- Revolutionary interlocking bolt-together two-piece handlebar design that takes up half the shelf space, is economical to ship and even faster to install
- CNC mandrel-bent from 32 mm (1 1/4") diameter x 3 mm (0,120") wall heavy tube
- EZ Install - no more need to fight internal wiring; with our handlebars you can install wiring in minutes
- Bars are knurled and notched for TBW applications

NOTE: Accept OEM heated grips.**NOTE:** U.S. Patent No. 10,946,926.

PART #	END RISE	WIDTH	CENTER WIDTH	PULLBACK
FOR 18-20 FLHRXS, 18-20 FXBR/S, 18-20 FXFB/S, FLSE, 07-17 FLSTF, 08-17 FXDF, 10-17 FXDWG, 13-17 FXSB/SE (32 MM (1 1/4") CLAMPING AREA)				
0601-5532	25,5 cm (10")	89 cm (35")	89 cm (35")	20,5 cm (8")
0601-5533	30,5 cm (12")	89 cm (35")	89 cm (35")	20,5 cm (8")
0601-5534	35,5 cm (14")	89 cm (35")	89 cm (35")	20,5 cm (8")
0601-5535	40,5 cm (16")	89 cm (35")	89 cm (35")	20,5 cm (8")



NAMZ Custom Cycle Products

ILLUMINATOR MODULE

- Adds running light function only to front turn signals for improved visibility
- Plug-and-play design

PART #	DESCRIPTION
2050-0442	For all 18-21 Indian models (except Scout/FTR and 21 Chief models)



HANDGUARDS

- Stylish wind protection for your hands
- Mounts are E-coated aluminum, guards are rubber isolated
- Made of Lucite® in black opaque
- Come with black mounting hardware

PART #	COLOR
0635-1757	For 16-21 XL 1200X



NAMZ Custom Cycle Products

45,5 CM (18") HANDLEBAR CONTROL EXTENSION HARNESS

- Allows for handlebars up to 51 cm (20") tall
- Kit includes OEM color wire with pre-installed terminals, heat shrink and three OEM connectors
- Requires soldering

PART #	DESCRIPTION
2120-1057	15-21 Indian Scout



1710-3957



1710-3958

DISC BRAKE ROTOR BOLT KITS

- Zinc plated
- Includes all necessary hardware for bolting brake rotor to the hub

PART #	DESCRIPTION
ZINC-PLATED HEX BOLTS FOR DISC BRAKE ROTORS	
1710-3957	For 73-80 FL rear, 73-74 FL front, 73 FX/XL front
1710-3959	For 79-91 FX, 79-85 XL and 81-84 FL rear
ZINC-PLATED ALLEN SCREWS FOR ROTOR TO HUB MOUNT	
1710-3958	For 74-77 FX and 74-77 XL front



MAGNETO GROUND TERMINAL ASSEMBLY

- Reproduction of OEM #29626-55
- Includes replacements for OEM #s 29635-62, 29645-62, 29657-32, 29658-62, 29659-62, 29660-62 and 6165

PART #	DESCRIPTION
2101-0445	For 58-69 XLCH



RATCHET COVERS

- Aluminized heat shields allow immediate use after riding
- Reinforced sewn-in grommets for cable or bar lock use and elastic bottom rim for snug fit
- Protects windshield with a layer of scratch-resistant lining bonded to the inside of the cover

PART #	SIZE
4001-0240	XL
4001-0241	2X
4001-0242	3X



ZINC-PLATED SPACER KIT

- Zinc-plated steel spacers
- Reproduction of OEM #91089-58
- Measures 5/8" x 5/16" x 9/32"

PART #	DESCRIPTION
2401-1324	For 65-84 FL/FLH Trans cover stud and 61-84 brake hose plate space



CHAMPION SPARK PLUG

- Includes all the features of conventional plugs, but is built with extreme engine conditions and durability in mind
- Copper core center electrode allows for accurate control of heat range, optimizing performance and longevity for the spark plug
- Fine wire electrodes increase ignitability by reducing spark quench
- Increased bore clearances between shell and core nose reduces fouling caused by carbon deposits
- SAC-9 semiconductor resistor for maximum EMI and RFI suppression

PART #	GAP	REACH
2103-0528	0,85 mm (0,033")	19 mm (3/4")





GASKET, SEAL AND O-RING DISPLAY FOR 6-SPEED BIG TWIN TRANSMISSIONS

- Display kit includes pegboard hooks and canoe clips to display every gasket, seal and O-ring necessary to rebuild 6-speed Big Twin transmission
- Canoe clips can be used to mount on any 1/8" or 1/4" pegboard
- **Gaskets, seals and O-rings are not included;** a list is furnished to allow you to stock the products that you require

NOTE: Items that have a blank part number in the chart are not currently offered by the gasket manufacturer.



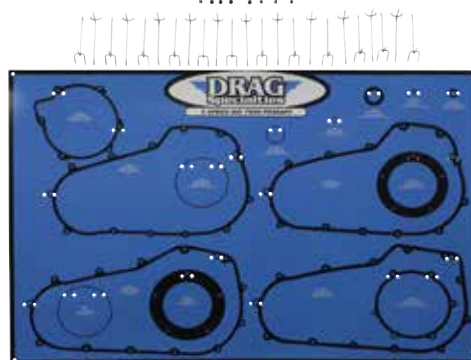
PART #		DESCRIPTION			
0934-6983		Display board for 6-speed Big Twin transmission			
OEM #	DESCRIPTION	JAMES/ DRAG PART #	QTY.	COMETIC/ DRAG PART #	QTY.
11105	Drain plug O-ring	DS-174334	100-pk.	0935-0186	10-pk.
11120	Dipstick O-ring	0935-0114	10-pk.	0934-0740	5-pk.
11900092	Transmission oil return O-ring	0935-0987	25-pk.	0935-1000	10-pk.
11201	Main drive gear O-ring	0935-0117	10-pk.	0935-0231	10-pk.
12074	Main drive gear seal	0935-0123	ea.	0935-0375	ea.
12077	Mainshaft seal	0935-0405	5-pk.	0934-1392	10-pk.
11132A	Dipstick O-ring	0935-0115	10-pk.	0935-0170	25-pk.
11289A	Speed sensor O-ring	DS-173206	10-pk.	0935-0153	25-pk.
11000101	Transmission oil return O-ring	0935-0981	ea.	0935-1001	5-pk.
25700452	Oil pan gasket (Touring)	0934-5970	5-pk.	0934-5982	ea.
25700453	Top cover gasket (Touring)	0934-5971	5-pk.	0934-5983	ea.

OEM #	DESCRIPTION	JAMES/ DRAG PART #	QTY.	COMETIC/ DRAG PART #	QTY.
25700593	Oil pan gasket (Softail)	-	-	0934-6335	ea.
35654-06	Bearing housing gasket	0934-1193	ea.	0934-1232	10-pk.
62700212	Dipstick O-ring	-	-	-	-
34800044	Top cover gasket (Softail)	-	-	0934-6336	ea.
11179	Clutch cable O-ring	DS-174369	25-pk.	-	-
26077-99A	Transmission oil pan gasket	0934-2877	5-pk.	-	-
36805-06	End cover gasket	0934-1195	5-pk.	0934-1233	10-pk.
34917-06	Upper cover gasket	0934-1189	ea.	0934-1234	10-pk.
37101-84B	Shifter shaft oil seal	0935-0372	5-pk.	0935-0376	5-pk.
26072-99A	Oil pan gasket	DS-174550	10-pk.	0934-4810	ea.

GASKET, SEAL AND O-RING DISPLAY FOR 6-SPEED BIG TWIN PRIMARIES

- Display kit includes pegboard hooks and canoe clips to display every gasket, seal and O-ring necessary to rebuild 6-speed Big Twin primary
- Canoe clips can be used to mount on any 1/8" or 1/4" pegboard
- **Gaskets, seals and O-rings are not included;** a list is furnished to allow you to stock the products that you require

NOTE: Items that have a blank part number in the chart are not currently offered by the gasket manufacturer.



PART #		DESCRIPTION			
0934-6982		Display board for 6-speed Big Twin primary			
OEM #	DESCRIPTION	JAMES/ DRAG PART #	QTY.	COMETIC/DRAG PART #	QTY.
11105	O-ring, drain plug	DS-174334	25-pk.	0935-0186	10-pk.
25700378	Primary cover gasket	0934-5972	ea.	0934-5961	ea.
25700455	Primary to engine gasket	0935-0983	ea.	0934-5980	ea.
25700564	Primary cover gasket	0934-6312	ea.	0934-6321	5-pk.
25701080	Derby cover gasket	-	-	0934-6535	5-pk.
12052A	Inner primary seal	0935-0121	5-pk.	0935-0162	5-pk.
17369-06	Derby cover gasket	0934-6789	ea.	0934-1240	ea.
25416-06X	Derby cover gasket	0934-1607	5-pk.	-	-

OEM #	DESCRIPTION	JAMES/ DRAG PART #	QTY.	COMETIC/DRAG PART #	QTY.
25416-14	Derby cover gasket	0934-5379	5-pk.	0934-5057	ea.
27444-00Y	O-ring, starter mount	0935-0119	5-pk.	0935-0849	ea.
31434-06	Primary bolt seal	0935-0127	10-pk.	-	-
34901-07	Primary cover gasket	0934-1622	5-pk.	0934-1226	ea.
34934-06	Primary to engine gasket	0934-1883	ea.	0935-0241	5-pk.
60547-06	Primary cover gasket	0934-1196	5-pk.	0934-1205	ea.
63869-06	Shift shaft tube gasket	0934-1197	5-pk.	0934-2020	10-pk.



EVAPORATOR

MEN'S EVAPORATOR TOPS/BOTTOMS

- Lightweight, extremely breathable polyester
- Pair with Regulator base layer for riding in moderate to cold temperatures
- Quick-drying and moisture-wicking fabric removes moisture away from the skin to keep you dry and comfortable
- Crew neck and simple slim sleeve-hem design for comfort
- Flat-lock stitched seams for added seam strength and comfort

SHIRTS	
SIZE	BLACK
S	3150-0226
M	3150-0227
L	3150-0228
XL	3150-0229
2X	3150-0230

PANTS	
SIZE	BLACK
S	3150-0231
M	3150-0232
L	3150-0233
XL	3150-0234
2X	3150-0235



REGULATOR

MEN'S REGULATOR TOPS/BOTTOMS

- Midweight, highly breathable polyester
- Pair with Evaporator base layer for riding in moderate to cold temperatures
- Polyester fleece/spandex blend construction
- Quick-drying and moisture-wicking fabric removes moisture away from the skin to keep you dry and comfortable
- Four-way stretch fabric for ultimate comfort and range of movement
- Crew neck and simple slim sleeve-hem design for comfort
- Flat-lock stitched seams for added seam strength and comfort

SHIRTS	
SIZE	BLACK
S	3150-0216
M	3150-0217
L	3150-0218
XL	3150-0219
2X	3150-0220

PANTS	
SIZE	BLACK
S	3150-0221
M	3150-0222
L	3150-0223
XL	3150-0224
2X	3150-0225





REGULATOR

WOMEN'S REGULATOR TOPS/BOTTOMS

- Midweight, highly breathable polyester
- Polyester fleece/spandex blend construction
- Quick-drying and moisture-wicking fabric pulls moisture away from the skin to keep you dry and comfortable
- Four-way stretch fabric for ultimate comfort and range of movement
- Crew neck and simple slim sleeve-hem design for comfort
- Flat-lock stitched seams for added seam strength and comfort



SHIRTS

SIZE	BLACK
XS	3150-0236
S	3150-0237
M	3150-0238
L	3150-0239
XL	3150-0240
2X	3150-0241

PANTS

SIZE	BLACK
XS	3150-0242
S	3150-0243
M	3150-0244
L	3150-0245
XL	3150-0246
2X	3150-0247



INSULATOR

WOMEN'S INSULATOR MIDWEIGHT FLEECE TOPS/BOTTOMS

- For more extreme temperatures, the Arctiva Insulator series provides necessary additional warmth
- Midweight, highly breathable polyester fleece/spandex
- Quick-drying and moisture-wicking; removes moisture from skin to keep you dry and comfortable
- Smooth face side with high-loft grid back-side creates air channels for added warmth and breathability
- High collar for added warmth and comfort layering
- Two hand pockets in jacket
- Soft elastic waistband and simple slim bottom hem design for comfort in pant
- Performance fit



JACKETS

SIZE	BLACK
XS	3121-0675
S	3121-0676
M	3121-0677
L	3121-0678
XL	3121-0679

PANTS

SIZE	BLACK
S	3150-0250
M	3150-0251
L	3150-0252
XL	3150-0253
2X	3150-0254