




KROME WERKS

## 2-INTO-1 SYSTEM WITH TWO-STEP HEADER

- Designed for peak performance and style
- Maximize horsepower and torque
- 1,75" to 1,875" 16-gauge stepped primary headers that merge into a 2,5" collector
- 2,50" high-flow baffles wrapped in stainless steel wool and high-temperature fiberglass
- 2,50" tapered baffle exit cone to enhance low-end torque
- 2,25", 220° 16-gauge heat shields
- Available with a chrome finish
- 18 mm and 12 mm O<sub>2</sub> bungs welded into the primaries
- Shown with optional end cap; see page 381 of the 2021 Parts Europe FatBook for end cap options



Shown with optional end cap 1861-1454

PART #	DESCRIPTION
<b>1800-2512</b>	For 09-16 FLHT/FLHR/FLHX and FLTRX models



1800-2502



## HI-OUTPUT 2-INTO-1 SHORT STAINLESS STEEL EXHAUST SYSTEMS

- High-grade 304 stainless steel, hand TIG-welded
- Engineered to be a compact version of the Vance & Hines signature stepped megaphone
- Deep, throaty note
- 1<sup>3</sup>/<sub>4</sub>" headers with stepped 3<sup>1</sup>/<sub>2</sub>" - 4" megaphone body
- 4" CNC-machined billet black end cap
- Include mounting hardware and installation instructions
- Sold each




1800-2503

PART #	DESCRIPTION
FOR 18-20 FXFB/FXBB/FLSL/FLDE/FXLR/FLSB/FLHC MODELS (EXCEPT FLFB/FXBR/FXDRS)	
<b>1800-2502</b>	Brushed stainless steel
<b>1800-2503</b>	Black



## S&S CYCLE

A history of proven performance, driven by a passion for speed. S&S continues to be the industry leader for quality high-performance parts for your American V-Twin. Their engineers and technicians are constantly finding ways to improve the function and reliability of the M-Eight engine. The latest camchest kits that include everything needed for a complete installation and improved performance.



## SUPERSTREET 2-INTO-1 EXHAUST SYSTEM

- Classic 2-into-1 styling
- Headers and muffler are fully heat shielded for a blue-proof design
- Stainless steel construction
- S&S engineered high-flow catalysts
- Oxygen sensor ports allow the use of wide band or stock O<sub>2</sub> sensors
- Models with mid controls require brake pedal kit  
PART #1861-1493  
(sold separately, see the Parts Europe 2021 FatBook)
- Removable dB reducer included



### PART #

**1800-2520**

### DESCRIPTION

For 18-20 FXBB, FLXR, FLSL, FXFB, FLDE, FLSB, FLHC and FXST



## ROCKER ARM SHAFTS

- Made from bearing-quality steel and precision-centerless ground for the perfect fit
- Stronger than stock to resist issues from radical cam profiles
- Sold in a set of four

**NOTE:** S&S recommends installing rocker stud kit  
PART #2401-1139 (sold separately) with these rocker arm shafts.

### PART #

**0927-0041**

### DESCRIPTION

For 17-20 M-Eight; repl. OEM #17300059B



0925-1353



0925-1355

## CHAIN DRIVE CAMCHEST KITS FOR M-EIGHT

- All parts in each kit are matched to ensure superior quality, fit, finish and performance
- Oil pump and cam plate are precision-machined from billet aluminum with a blue anodized finish
- Passage plugs are removable for servicing
- Independent scavenge sections for the flywheel cavity and cam chest
- Debris screens in both scavenge pickups
- Increased oil flow capacity on both the feed and scavenge sides
- Adjustable pressure relief valve is adjustable with the unit installed in the engine
- S&S Quickie Pushrods with chrome pushrod tubes
- S&S premium tappets
- Billet aluminum tappet cuffs have a hard-anodized black coating and are stronger than stock to eliminate distortion
- Improves tappet stability in high-lift situations
- 465 Torque Cam kits are the ideal choice for Touring bike applications
- 540 kits are for Touring bikes to add torque below 6000 rpm
- All kits include necessary gaskets, bearings and hardware required for a complete installation
- See the Parts Europe 2021 FatBook for additional camchest kits for M-Eight

### CHAIN DRIVE KITS FOR 17-20 TWIN-COOLED™ M-EIGHT

PART #	DESCRIPTION
<a href="#">0925-1353</a>	W/ 465 cam
<a href="#">0925-1364</a>	W/ 540 cam

### CHAIN DRIVE KITS FOR 17-20 OIL-COOLED M-EIGHT

PART #	DESCRIPTION
<a href="#">0925-1355</a>	W/ 465 cam
<a href="#">0925-1363</a>	W/ 540 cam



0802-1443



### UNKNOWN INDUSTRIES PERFORMANCE GRIPPER SEATS

- Combines a GelCore™ interior and Ultra-Foam to create a foam that is a perfect balance of rigidity and user compliance
- Crafted with Saddlemen's carbon fiber at the front, black gripper on the lumbar support and SaddleHyde™ sides

#### PART #

0802-1441

0802-1442

0802-1443

0802-1444

0802-1445

0802-1446

#### DESCRIPTION

For 18-21 FLFB/FLFBS

For 18-21 FXFB/FXFBS

For 18-21 FXLR/FXLRS/FLSB

For 18-21 FXBB/FXST

For 18-21 FXBR/S

For 18-21 FLDE/FLHC/FLHCS/FLSL

0803-0691



### UNKNOWN INDUSTRIES PERFORMANCE GRIPPER SEATS

- Combines a GelCore™ interior and Ultra-Foam to create a foam that is a perfect balance of rigidity and user compliance
- Crafted with Saddlemen's carbon fiber at the front, black gripper on the lumbar support and SaddleHyde™ sides

#### PART #

0803-0691

0803-0690

0803-0689

#### DESCRIPTION

For 06-17 FXD, 10-17 FXDWG, 12-16 FLD

For 04-05 FXD (except FXDWG)

For 96-03 FXD (except FXDWG)

0804-0772



### UNKNOWN INDUSTRIES PERFORMANCE GRIPPER SEATS

- Combines a GelCore™ interior and Ultra-Foam to create a foam that is a perfect balance of rigidity and user compliance
- Crafted with Saddlemen's carbon fiber at the front, black gripper on the lumbar support and SaddleHyde™ sides

#### PART #

0804-0773

0804-0772

0804-0771

#### DESCRIPTION

For 04-21 XL w/ 4,5 gallon tank

For 04-21 XL w/ 3,3 gallon tank

For 79-03 XL



## SEAT HEATER

- Includes rider and passenger seat pads
- Warms the seat quickly and keeps it warm throughout the ride
- Waterproof heating elements

PART #	DESCRIPTION
0821-3422	For 08-21 Touring models



## SECURITY SEAT SCREWS

- Secures the seat to the bike with a M8 x 1,25 Torx security screw
- Used on most metric and Indian models
- Tab cover and screw tool included
- Sold each


PART #	DESCRIPTION
0820-0161	Black
0820-0162	Chrome
0820-0163	Gold



1510-0961



1510-0962



1510-0963



## 15 CM (6") SOLO LUGGAGE RACKS

- The perfect accessory for the solo rider; carry your nastiest gear without worrying about the paint job
- Follows contour of the fender and mounts with existing holes
- Measures approximately 28 cm x 15 cm (11" x 6")
- May require a rear seat nut PART #DS-490045 or OEM #59768-97 (must be purchased separately)

PART #	DESCRIPTION
FOR 18-21 FXBB/FXBBS	
1510-0961	Chrome
1510-0962	Matte black
1510-0963	Gloss black



0810-2274



0810-2275



0810-2276



## LOW-PROFILE TOURING SEATS WITH FORWARD-POSITIONING

- Features solar-reflective leather in the seating area and automotive-grade vinyl on the sides (unless noted); patented process reduces surface temperature by as much as 14 °C (25 °F) for a cooler seat, higher durability and longer life over conventional leather or vinyl
- 5 mm ( $\frac{3}{16}$ ") ABS thermoformed seat base for a perfect fit, with a carpeted bottom and rubber bumpers to protect paint
- Seat is made narrow up front for better leg clearance to ground contact
- Seat moves the rider forward 25 mm (1") and 13 mm ( $\frac{1}{2}$ ") lower compared to the factory seat
- Seat is 51 mm (2") further forward compared to stock seat
- Includes all mounting hardware

### PART #

### DESCRIPTION

FOR 14-21 CHIEF/CHIEFTAIN, CHIEFTAIN VINTAGE/CLASSIC/LIMITED, 16-21 DARK HORSE, 17-21 SPRINGFIELD, 15-21 ROADMASTER

81 CM L OVERALL (37,5 CM L X 37,5 CM W FRONT) (38 CM L X 28 CM W REAR), 12,5 CM RISE; 32" L OVERALL (14 $\frac{3}{4}$ " L X 14 $\frac{3}{4}$ " W FRONT) (15" L X 11" W REAR), 5" RISE

**0810-2273<sup>1</sup>**

Smooth, vinyl

**0810-2274**

Double diamond, black thread

**0810-2275**

Double diamond, silver thread

**0810-2276**

Double diamond, red thread

<sup>1</sup> Not solar-reflective leather.

0810-2270



0810-2271



0810-2272



## PREDATOR III FORWARD POSITIONING SEATS

- High-quality automotive-grade vinyl
- Molded polyurethane foam for maximum comfort and styling
- 5 mm ( $\frac{3}{16}$ ") ABS thermoformed seat base for a perfect fit, with a carpeted bottom and rubber bumpers to protect paint
- Features a 16,5 cm (6 $\frac{1}{2}$ ") tall driver support
- Seat is made narrow up front for better leg clearance
- Seat moves the rider forward 25 mm (1") and 13 mm ( $\frac{1}{2}$ ") lower compared to the factory seat
- Seat geometry is 51 mm (2") further forward than the Drag Specialties Predator III standard seat
- Includes all mounting hardware

### PART #

### DESCRIPTION

FOR 14-21 CHIEF/CHIEFTAIN, CHIEFTAIN VINTAGE/CLASSIC/LIMITED, 16-21 DARK HORSE, 17-21 SPRINGFIELD, 15-21 ROADMASTER

81 CM L OVERALL (37,5 CM L X 32 CM W FRONT) (30,5 CM L X 18 CM W REAR); 32" L OVERALL (14 $\frac{3}{4}$ " L X 12 $\frac{1}{2}$ " W FRONT) (12" L X 7 $\frac{1}{4}$ " W REAR) 6 $\frac{1}{2}$ " RISE

**0810-2270**

Double diamond, black thread

**0810-2271**

Double diamond, silver thread

**0810-2272**

Double diamond, red thread



## PREDATOR III SEATS

- Automotive-grade vinyl cover
- Features a 15 cm (6") tall driver support
- Molded polyurethane foam for maximum comfort and styling
- 5 mm ( $\frac{3}{16}$ ") ABS thermoformed seat base for a perfect fit, with a carpeted bottom and rubber bumpers to protect paint
- Includes all mounting hardware

### PART #

### DESCRIPTION

FOR 14-21 CHIEF/CHIEFTAIN, CHIEFTAIN VINTAGE/CLASSIC/LIMITED, 16-21 DARK HORSE, 17-21 SPRINGFIELD, 15-21 ROADMASTER

81 CM L OVERALL (42,5 CM L X 32 CM W FRONT) (28 CM L X 18 CM W REAR);  
32" L OVERALL (16 $\frac{3}{4}$ " L X 12 $\frac{1}{2}$ " W FRONT) (11" L X 7 $\frac{1}{4}$ " W REAR) 6" RISE

**0810-2262**

Double diamond, black thread

**0810-2263**

Double diamond, silver thread

**0810-2264**

Double diamond, red thread

FOR 15-21 SCOUT/SCOUT SIXTY (EXCEPT SCOUT BOBBER)

73,5 CM L OVERALL (30 CM L X 32 CM W FRONT) (29 CM L X 17 CM W REAR)  
(29" L OVERALL (11 $\frac{3}{4}$ " L X 12 $\frac{1}{2}$ " W FRONT) (11 $\frac{1}{2}$ " L X 6 $\frac{3}{4}$ " W REAR))

**0810-2118**

Smooth

**0810-2119**

Double diamond, black thread

**0810-2120**

Double diamond, silver thread

**0810-2121**

Classic stitch

## CABALLERO SEATS

- High-quality automotive-grade vinyl cover
- Molded polyurethane foam for maximum comfort and styling
- 5 mm ( $\frac{3}{16}$ ") ABS thermoformed seat base for a perfect fit, with a carpeted bottom and rubber bumpers to protect paint
- Includes all mounting hardware

**NOTE:** Rear seat portion is designed for style; not recommended for long-term passenger riding.



### PART #

### DESCRIPTION

FOR 15-21 SCOUT, SCOUT SIXTY (EXCEPT SCOUT BOBBER);  
74,5 CM L OVERALL (28 CM L X 32 CM W FRONT) (38 CM L X 12,5 CM W REAR)  
(29 $\frac{1}{4}$ " L OVERALL (11" L X 12 $\frac{1}{2}$ " W FRONT) (15" L X 5" W REAR))

**0810-1996<sup>1</sup>**

Brown, diamond stitch

<sup>1</sup> Brown seats feature a faux brown leather construction.



0810-2265



0810-2266



0810-2267



0810-2268



0810-2269

## SOLO SEATS

- High-quality automotive-grade vinyl cover
- Molded polyurethane foam for maximum comfort and styling
- 5 mm ( $\frac{3}{16}$ ") ABS thermoformed seat base for a perfect fit, with a carpeted bottom and rubber bumpers to protect paint
- Features a 76 mm (3") tall back for support
- Seat is made narrow up front for better leg clearance to ground contact
- Seat moves the rider back 25 mm (1") and 13 mm ( $\frac{1}{2}$ ") lower compared to the factory seat
- Includes all mounting hardware

### PART #

FOR 14-21 CHIEF/CHIEFTAIN, CHIEFTAIN VINTAGE/CLASSIC/LIMITED, 16-21 DARK HORSE, 17-21 SPRINGFIELD, 15-21 ROADMASTER

59,5 CM L OVERALL (43 CM L X 32,5 CM W FRONT), 76 MM (3") RISE; 23 $\frac{1}{2}$ " L OVERALL (17" L X 12 $\frac{3}{4}$ " W FRONT), 3" RISE

### DESCRIPTION

0810-2265	Smooth
0810-2266	Linear stitch
0810-2267	Double diamond, black thread
0810-2268	Double diamond, silver thread
0810-2269	Double diamond, red thread



0810-2257



0810-1985



0810-1994

## BOBBER-STYLE FRONT AND REAR SOLO SEATS

- Looks like a vintage spring solo seat, but is rigid-mounted
- Features solar-reflective leather in the seating area and automotive-grade vinyl on the sides (unless noted); patented process reduces surface temperature by as much as 14 °C (25 °F) for a cooler seat, higher durability and longer life over conventional leather or vinyl
- Molded polyurethane foam for maximum comfort and styling
- 5 mm ( $\frac{3}{16}$ ") ABS thermoformed seat base for a perfect fit, with a carpeted bottom and rubber bumpers to protect paint
- Front solo seats can be used with or without a rear solo seat
- Rear solo seats will work with OEM front solo seats, sold separately
- All will work with the OEM driver backrest bar
- Includes all mounting hardware

### PART #

FOR 18-21 SCOUT BOBBER

FRONT SOLO SEATS 38 CM L OVERALL X 25 CM L X 32,5 CM W (15" L OVERALL X 10" L X 12 $\frac{3}{4}$ " W)

0810-2256<sup>1</sup>

0810-2257<sup>1</sup>

Smooth

Black, diamond stitch

FOR 15-21 SCOUT, SCOUT SIXTY (EXCEPT SCOUT BOBBER)

FRONT SOLO SEATS 38 CM L OVERALL X 24 CM L X 33 CM W (15" L OVERALL X 9 $\frac{1}{2}$ " L X 13" W)

0810-1985

Black, smooth

REAR SOLO SEATS 30 CM L X 19 CM W (11 $\frac{3}{4}$ " L X 7 $\frac{1}{2}$ " W)

0810-1994<sup>1,2</sup>

Brown, diamond stitch

<sup>1</sup> Not solar-reflective leather.

<sup>2</sup> Brown seats feature a faux brown leather construction.

# **DRAG** Specialties seats



0810-2254



0810-1989



0810-2003



## **3/4 SOLO SEATS**

- Gives the bike a cafe-racer style look
- Has a 15 cm (6") rise at the back of the seat for added support
- Features solar-reflective leather in the seating area and automotive-grade vinyl on the sides (unless noted); patented process reduces surface temperature by as much as 14 °C (25 °F) for a cooler seat, higher durability and longer life over conventional leather or vinyl
- Molded polyurethane foam for maximum comfort and styling
- 5 mm ( $\frac{3}{16}$ ") ABS thermoformed seat base for a perfect fit, with a carpeted bottom and rubber bumpers to protect paint
- Extended-reach seat is approximately 25 mm (1") taller than standard seat height; positions the rider approximately 38 mm ( $1\frac{1}{2}$ ") back from the stock seating position
- Mount just like the OEM seat; no additional hardware needed
- Includes all mounting hardware

### PART #

### DESCRIPTION

FOR 18-21 SCOUT BOBBER

3/4 SOLO SEAT ; 56 CM L OVERALL ( 28 CM L X 28,5 CM W FRONT) (23 CM L X 12,5 CM W REAR); 22" L OVERALL (11" L X 11 $\frac{1}{4}$ " W FRONT) (9" L X 5" W REAR)

**0810-2254**

Smooth

**0810-2255**

Diamond stitch

FOR 15-21 SCOUT, SCOUT SIXTY (EXCEPT SCOUT BOBBER)

3/4 SOLO SEAT 54,5 CM L OVERALL X 25,5 CM L X 32 CM W (21 $\frac{1}{2}$ " L OVERALL X 10" L X 12 $\frac{1}{2}$ " W)

**0810-1989**

Mild stitch

**0810-1991**

Diamond stitch

EXTENDED REACH 3/4 SOLO SEAT 56 CM L OVERALL X 28 CM L X 31 CM W (22" L OVERALL X 11" L X 12 $\frac{1}{4}$ " W)

**0810-2001**

Smooth

**0810-2003**

Diamond stitch



0810-2258



## **LOW-PROFILE TOURING SEATS**

- Features solar-reflective leather in the seating area and automotive-grade vinyl on the sides (unless noted); patented process reduces surface temperature by as much as 14 °C (25 °F) for a cooler seat, higher durability and longer life over conventional leather or vinyl
- Molded polyurethane foam for maximum comfort and styling
- 5 mm ( $\frac{3}{16}$ ") ABS thermoformed seat base for a perfect fit, with a carpeted bottom and rubber bumpers to protect paint
- Seat geometry places rider 51 mm (2") further back than the Drag Specialties Low Profile Touring forward seat and up to 13 mm ( $\frac{1}{2}$ ") lower than stock seat
- Seat is made narrow up front for better leg clearance to ground contact
- Includes all mounting hardware



0810-2260



0810-2261

### PART #

### DESCRIPTION

FOR 14-21 INDIAN CHIEF/CHIEFTAIN/CHIEFTAIN VINTAGE/CLASSIC/LIMITED, 16-21 CHIEF DARK HORSE, 17-21 SPRINGFIELD, 15-21 ROADMASTER MODELS

81 CM L OVERALL (43 CM L X 37,5 CM W FRONT) (33 CM L X 28 CM W REAR) 32" L OVERALL (17" L X 14 $\frac{3}{4}$ " W FRONT) (13" L X 11" W REAR)

**0810-2258<sup>1</sup>**

Double diamond, black thread

**0810-2259**

Double diamond, black thread

**0810-2260**

Double diamond, silver thread

**0810-2261**

Double diamond, red thread

<sup>1</sup> Not solar-reflective leather.



## LOWERS FOR LINDBY UNIBARS AND MAGNUM BAR

- Constructed of a durable, water-resistant all-weather material
- Help keep feet and legs dry and clean
- Feature a pouch on each lower for extra storage capacity
- Positive hook-and-loop system for easy access; fold easily for storage
- Available in plain style
- Sold in pairs

PART #	DESCRIPTION	SIZE
<b>UNIBAR</b>		
<b>1624-0389</b>	For PART #s 0505-1281, 0505-1286, 99-20 FLHT/FLHR/FLHX and FL Trike	24 cm W x 45,5 cm H w/ 16,5 x 18 cm storage pouch (9 1/2" W x 18" H w/ 6 1/2" x 7" storage pouch)
<b>1624-0391</b>	For PART #s 0505-0910, 0505-0911, 00-17 FXST/FLST	28 cm W x 48,5 cm H w/ 16,5 x 18 cm storage pouch (11" W x 19" H w/ 6 1/2" x 7" storage pouch)
<b>MAGNUM BAR</b>		
<b>1624-0390</b>	For PART #s 0505-1282, 0505-1288, 99-20 FLHT/FLHR/FLHX and FL Trike	25,5 cm W x 33 cm H w/ 16,5 cm x 16,5 cm storage pouch (10" W x 13" H w/ 6 1/2" x 6 1/2" storage pouch)



Audio Solutions For The Great American Cruiser

## REPLACEMENT REAR SPEAKER GRILLES

- Feature 1 mm thick mesh that comes painted semi-gloss black
- Mesh separates easily from trim for painting, powdercoating, polishing, etc.
- Grilles can be used with most brands of speakers
- Sold in pairs

**PART #**  
**4405-0765**



0821-3423



## SEAT RAIN COVERS

- Made of durable black 600 x 600 denier polyester fabric with a urethane coating and WRMR (Water-Resistant/Mildew-Resistant) finish
- Cover folds into its own pouch, and pouch is sewn into the rain cover so it is easy to locate
- Features one loop on each side and comes with 122 cm (4') of nylon and two barrel locks as adjusters for additional security, if needed

PART #	DESCRIPTION
<b>0821-3423</b>	For all Drag Specialties Solo front seats w/ or w/o backrest
<b>0821-3424</b>	For all Drag Specialties Predator and Spoon style seats (except 2-up models)
<b>0821-3425</b>	For all Drag Specialties 2-up Predator, Predator III and Solo front seats w/ Solo rear seat combination w/ or w/o backrest
<b>0821-3426</b>	For all Drag Specialties Low Profile Touring seats w/ or w/o backrest



**DESCRIPTION**  
For 98-13 FLHTCU/FLHTK/FLTRU/FLHTCUTG models



**UltraMAX**

### ROAD TRIP SADDLEBAGS

- Made with industry-leading UltraMax<sup>®</sup> fabric
- Maximum UV protection against fading
- Custom fender strut mounting brackets included
- Secure mounting to most Harley Softail and Dyna models
- 100% waterproof rain covers included
- Adjustable self-fastening detachable yoke
- Rigid construction with light gray lined interior
- Outer pocket with internal elastic straps for added organization
- Lockable zippers to help secure contents
- Reflective piping for enhanced visibility
- 33 cm L x 14 cm W x 21,5 cm H (13" x 5,25" x 8,5")
- Holds 9,5 L per side

#### PART #

**3501-1730**

#### DESCRIPTION

For 18-21 FLDE/FXBR/FLSL/FXLR/FXBB, 13-17 FXSB08-11 FLSTSB, 12-17 FLS, 07-11, 14 FXSTC, 06-17 FXDB, 08-17 FXDF, 00-17 FLSTF/FXDL/FXDWG, 00-15, 20 FXST, 00-09 FXSTB, 00-07 FXSTS, 00-12 FX and 05-15 FXD models

**UltraMAX**

### TRAVELER TAIL BAG

- Made with industry-leading UltraMax<sup>®</sup> fabric
- Maximum UV protection against fading
- Universal fitment on trunks & luggage racks
- Fits inside all Harley Davidson Tour Trunks
- 100% Waterproof rain cover included
- Quick-release straps securely mount to trunk rack
- Also mounts to backrest/sissy bar and racks
- Rigid construction with mesh pocket under lid
- Lined interior easily holds a full-face helmet
- Reflective piping for enhanced visibility
- Carry handles for transporting off the bike
- Dimensions: 45,5 cm L x 30,5 cm W x 25,5 cm H (18" x 12" x 10")
- Holds 35 liters




#### PART #

**3515-0220**

#### DESCRIPTION

Traveler tail bag




1003-1948




### CARBURETOR GASKET KITS

- NBR rubber material is used on all O-rings and rubber gaskets – NBR has excellent resistance to the ethanol used in today's fuels
- Kit is intended for closed-course racing only
- Includes: all gaskets and O-rings including spigot body gasket; float bowl, carburetor cap and spigot body screws; fuel mixture screw with spring, washer, and O-ring; float needle valve with FMK tip; and accelerator pump boot



1003-1949

PART #	DESCRIPTION
1003-1948	For Mikuni HSR 42/45
1003-1949	For Mikuni HSR 48



1003-1946



### CARBURETOR JET KITS

- Kit includes all parts necessary for tuning a Mikuni HSR carburetor
- Includes a range of main, pilot, accelerator pump jets
- Includes a range of slide needles

PART #	DESCRIPTION
1003-1945	For Mikuni HSR 42
1003-1946	For Mikuni HSR 45
1003-1947	For Mikuni HSR 48



### HIGH PERFORMANCE 6" DRAGTRON™ II AIR CLEANER

- Dynamometer-designed radius entry backing plate maximizes airflow and horsepower
- 2" washable filter is encased in a heavy stainless steel mesh and is easily serviced
- Stainless steel hardware is included
- Available in black

**NOTE:** Support brackets and breather kits are sold separately. U.S. Design Patent #305,149.



PART #	DESCRIPTION
1010-2692	For 90-06 Big Twin, 88-06 XL (CV carbs) (Delphi EFI applications will require adapters PART #s 1010-0552 or 1010-0553; sold separately)

# KURYAKYN



2020-1990



2020-1991



2020-1992



## TRACER LED FRONT TURN SIGNAL CONVERSIONS

- Fully diffused solid illumination means no dots, zero shadowing and intense, even output
- Sits flush with stock turn signal housings for a clean, low-profile look
- Durable polycarbonate lenses without bezels seamlessly integrate with chrome or black housings
- Dual-circuit (1157) white/amber or amber/amber LED turn signal Conversions for H-D bullet-style signals
- Direct replacements for the OEM front turn signal bulbs and lenses
- Available with amber or smoke lenses
- CAN-bus compatible (pre-CAN-bus models require load equalizer, sold separately)
- Sold in pairs



2020-1987



2020-1988




2020-1989

## TRACER LED REAR TURN SIGNAL CONVERSIONS

- Fully diffused solid illumination means no dots, zero shadowing, and intense, uniform output
- Single-circuit (1156/BA15S) and dual circuit (1157/BAY15D) red LED turn signal conversions for H-D bullet-style signals
- Direct replacements for the OEM rear turn signal bulbs and lenses
- Available with red or smoke lenses
- CAN-bus compatible
- Pre-CAN-bus models may require load equalizer(s), sold separately
- Sold in pairs

PART #	DESCRIPTION
FOR 10-20 FLHX/S, 10-13, 15-20 FLTRX/S	
2020-1990	1157/BAY15D bulb, red/red, smoke lens
2020-1991	1156/BA15S bulb, red, smoke lens
2020-1992	1156/BA15S bulb, red, red lens
FOR 18-20 FLFB/S, FLHC/S, FLBS, FLSL, FXBB, FXBR/S, FXFB/S, FXLR/S, 05-17 FLSTN, 08-11 FLSTSB, 02-17 FLSTF, 10-17 FLSTFB, 05-07 FLSTSC, 02-03 FLSTS, 05-06 FLSTFSE, 10-12 FLSTSE, 00-07 FXSTD, 02-08 FXST, 02-09 FXSTB, 02-06 FXSTS, 07-10 FXSTC, 08-11 FXCW/C, 07-9 FXSTSSE, 03-04 FXSTDSE	
2020-1990	1157/BAY15D bulb, red/red, smoke lens
2020-1991	1156/BA15S bulb, red, smoke lens
2020-1992	1156/BA15S bulb, red, red lens
FOR 09-16 FXDB, 10-17 FXDWG	
2020-1990	1157/BAY15D bulb, red/red, smoke lens
2020-1991	1156/BA15S bulb, red, smoke lens
2020-1992	1156/BA15S bulb, red, red lens
FOR 07-12 XL1200N, 10-20 XL1200X, 09-20 XL883N, 12-16 XL1200V	
2020-1990	1157/BAY15D bulb, red/red, smoke lens
2020-1991	1156/BA15S bulb, red, smoke lens
2020-1992	1156/BA15S bulb, red, red lens



2020-1984

2020-1985

2020-1986

## BULLET-STYLE REPLACEMENT LENSES

- Direct replacement for stock bullet-style turn signal lenses
- Made from durable polycarbonate offered in red, amber or smoke
- Compatible with Kuryakyn LuminEZ LED turn signal inserts and high-intensity LED bulbs, as well as OEM-style halogen bulbs
- Sold in pairs

PART #	DESCRIPTION
FOR 00-21 H-D MODELS W/ BULLET TURN SIGNALS (EXCEPT FXCW/FXCWC, V-ROD, 17-21 CVO AND 18-21 FLBS MODELS)	
2020-1984	Smoke
2020-1985	Amber
2020-1986	Red

PART #	DESCRIPTION
FOR 14-20 FLHTCU/FLHTK, 06-20 FLHX, 15-20 FLTRX/S, FLRT, 04-09 FLTR, 11-13 FLTRU, 04-07 FLHRS, 09-20 FLHTCUTG, 10-11 FLHXXX, 09 FLTRSE, 10-13 FLHXSE, 06-16 FLHTCUSE, 11-13 FLTRUSE, 04-05 FLHTCSE, 02-03/07-08 FLHRSE	
2020-1987	White/amber, smoke lens
2020-1988	Amber/amber, amber lens
2020-1989	Amber/amber, smoke lens
FOR 18-20 FLFB/S, FLHC/S, FLBS, FLSL, FXBB, FXBR/S, FXFB/S, FXLR/S, 05-17 FLSTN, 08-11 FLSTSB, 02-17 FLSTF, 10-17 FLSTFB, 05-07 FLSTSC, 02-03 FLSTS, 05-06 FLSTFSE, 10-12 FLSTSE, 00-07 FXSTD, 02-08 FXST, 02-09 FXSTB, 02-06 FXSTS, 07-10 FXSTC, 08-11 FXCW/C, 07-9 FXSTSSE, 03-04 FXSTDSE	
2020-1987	White/amber, smoke lens
2020-1988	Amber/amber, amber lens
2020-1989	Amber/amber, smoke lens
FOR 01 FXDX/T, 02-17 FXD (ALL)	
2020-1987	White/amber, smoke lens
2020-1988	Amber/amber, amber lens
2020-1989	Amber/amber, smoke lens
FOR 02-20 XL	
2020-1987	White/amber, smoke lens
2020-1988	Amber/amber, amber lens
2020-1989	Amber/amber, smoke lens

## CUSTOM REAR TURN SIGNAL AND LICENSE PLATE MOUNT

- Durable steel construction
- Accepts any Kuryakyn by Kellermann LED turn signals or aftermarket turn signals that mount via M8 studs
- Provides convenient and secure mounting location for Kuryakyn rear signal splitter modules for Scout when utilizing 3-wire red/red or 4-wire red/red/amber custom turn signals
- If using 2-wire amber or red LED turn signals, separate purchase of PART #2050-0409 is required
- License plate mount can also be removed if using a separate side mount kit



PART #	DESCRIPTION
2020-1993	For 15-21 Indian Scout models (except Scout Bobber)



2040-2702




2040-2704

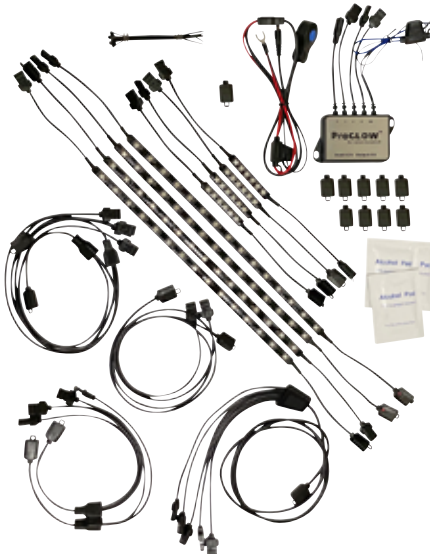
### DUAL COLOR PLASMA RODS™

- Can be used just about anywhere and work great between saddlebags and fender
- Pre-taped for easy installation
- Red run/brake LEDs, amber turn signal LEDs
- Smooth light output
- No drilling required
- Plug-and-play with model specific wiring adapters sold separately


PART #	LENGTH
2040-2702	20,5 cm (8")
2040-2703	25,5 cm (10")
2040-2704	30,5 cm (12")
2040-2705	35,5 cm (14")



2040-2757



2040-2758



2040-2759

### PROGLOW™ COLOR-CHANGING LED ACCENT LIGHT COMPLETE KITS

- Pre-taped for easy mounting
- Kit includes ProGLOW™ Bluetooth® controller, wire splitters, caps and extensions
- Plug-and-play

PART #	DESCRIPTION
2040-2757	Full bike kit (six 15-LED strips, four 6-LED strips)
2040-2758	Engine/ground effect kit (four 15-LED strips, four 6-LED strips)
2040-2759	Engine kit (two 15-LED strips, four 6-LED strips)



## PROGLOW™ BLUETOOTH® CONTROLLER

- Connects to the ProGLOW™ app through your personal iOS or Android device to customize and control your color changing lights
- Three independent controlled zones for maximum coverage (front/mid/rear)
- Includes push-button main power switch
- Easy-to-navigate interface
- Can be synced with audio
- Optional brake alert function can be enabled for increased safety

PART #	DESCRIPTION
2050-0440	ProGLOW™ Bluetooth® Controller



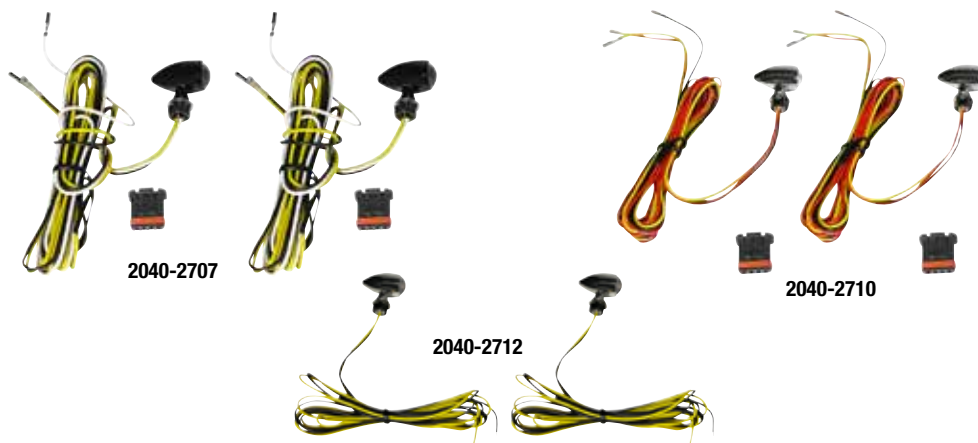
## MAGICAL WIZARDS™ PROGLOW™ BLUETOOTH® CONTROLLER

- Controls Magical Wizards™ LED accent light system
- Connects to ProGLOW™ app through your personal iOS or Android device to customize and control your color-changing lights
- Includes push-button main power switch
- Three independent controlled zones (front/mid/rear) for maximum coverage
- Easy-to-navigate interface
- Can sync with audio
- Optional brake alert function can be enabled for increased safety while riding

PART #	DESCRIPTION
2050-0441	Magical Wizards™ Bluetooth® controller

## MICRO BULLET LED TURN SIGNALS

- Fit any 12-16VDC systems with negative ground
- Dual-color models feature three wire units functioning as red brake light for rear, white running light for front with full contrast amber turn signals
- Single-color models feature two wire units with single function
- 114 cm (45") leads are pre-pinned on dual color options for easy plug-and-play installation with model specific wiring adapters (sold separately)
- Aluminum bullet housings with clear acrylic lenses
- Available in gloss black or chrome finishes
- Mounting brackets sold separately
- Sold in pairs



PART #	DESCRIPTION
<b>DUAL COLOR</b>	
2040-2707	Amber/white LEDs, gloss black finish
2040-2708	Amber/white LEDs, chrome finish
2040-2709	Amber/red LEDs, gloss black finish
2040-2710	Amber/red LEDs, chrome finish

PART #	DESCRIPTION
<b>SINGLE COLOR</b>	
2040-2711	Amber, gloss black finish
2040-2712	Amber, chrome finish
2040-2713	Red, gloss black finish
2040-2714	Red, chrome finish

## MICRO BULLET TURN SIGNAL MOUNTING BRACKETS

- Fit any 10 mm (3/8") bolt hole
- Aluminum brackets
- Available in black or silver finish
- 0.12" thick
- Sold in pairs

PART #	DESCRIPTION	PART #	DESCRIPTION
<b>L-BRACKET</b>		<b>STRAIGHT BRACKET</b>	
2040-2715	Black	2040-2717	Black
2040-2716	Silver	2040-2718	Silver

2040-2715



2040-2718





## LOS ANGELES CHOPPERS

Los Angeles Choppers has been a long-standing leader in the custom bike industry. Their Twin Peak engine guards have a three-piece design that is easy to install and adjust so you get a just-right fit - just bolt them on and ride! The milled corners have a unique look and complement the look of Los Angeles Choppers Twin Peaks handlebars.



0506-1691



## TWIN PEAKS ENGINE GUARDS

- Designed to pair perfectly with Twin Peaks handlebars
- Direct bolt-on
- Three-piece design is quick and easy to install and adjust to fit
- Mitered corners flow perfectly with Twin Peaks handlebars
- Available in chrome or gloss black



0506-1692

### PART #

### DESCRIPTION

FOR 09-21 TOURING MODELS

0506-1691

Chrome

0506-1692

Gloss black

**Accutronix**  
precision crafted billet products

## MUZZLE BRAKE FOLDING FOOTPEGS

- Mimic the look of a Muzzle brake on an AK-47 or AR-15
- Machined from 6061-T6 billet aluminum with a stainless steel adapter; fully clock-able in relationship to the peg
- Available in a solid black-anodized or in a brilliantly chrome-plated finish
- Fit OEM HD traditional, Accutronix and most aftermarket mounts that use the "D" washer
- 31,75 mm (1 1/4") in diameter and 13 cm L (5 3/8"); attached with a 5/16"-18 flat-head screw
- Male mount design
- Sold in pairs

### PART #

### DESCRIPTION

1620-2305

Chrome

1620-2306

Black



1620-2305



1620-2306



0601-5544



0601-5541



### 32 MM (1 1/4") EZ INSTALL FLAT TOP HANDLEBAR KITS

- Revolutionary interlocking bolt-together two-piece handlebar design that takes up half the shelf space, is economical to ship and even faster to install
- CNC mandrel-bent from 32 mm (1 1/4") diameter x 3 mm (.120") wall heavy tube
- EZ Install - no more need to fight internal wiring; with our handlebars you can install wiring in minutes
- Available with flat top handlebars
- Install kit includes everything to install the handlebars in half the time of other kits due to our design that only extends the existing clutch cable/clutch line and brake lines; no need to waste time and money replacing the existing cables and lines
- Black bars come with wire extensions and smooth black braided lines/vinyl cable extensions as required; chrome bars come with wire extensions and braided stainless lines/cable extensions as required (**see note**)
- Available in chrome or gloss black powdercoated finish
- Designed to work with ABS and non-ABS models
- All bars are knurled and notched for TBW applications

**NOTE:** Kits only include the necessary components needed to install handlebars based on the model, and the height of the handlebar. Certain models and heights of handlebar kits will include brake line extension, clutch line/cable extension and wiring harness. Some of the shorter handlebar kits will only have a wiring harness or only a clutch line/cable extension.

**NOTE:** Some 25,5 cm (10") and 30,5 cm (12") kits are not available for certain models, as these models only require a handlebar change and reuse the existing brake and clutch lines.

**NOTE:** Accept OEM heated grips.

**NOTE:** U.S. Patent No. 10,946,926.

CHROME PART #	GLOSS BLACK PART #	END RISE	WIDTH	CENTER WIDTH	PULLBACK
FOR 14-20 FLHT, FLHTC, FLHTCU, FLHTK, FLHX AND FLHTCUTG (HYDRAULIC CLUTCH AND 25,4 MM (1") CLAMPING AREA)					
0601-5544	0601-5547	30,5 cm (12")	91 cm (36")	39,5 cm (15 1/2")	23 cm (9")
0601-5545	0601-5548	35,5 cm (14")	91 cm (36")	39,5 cm (15 1/2")	23 cm (9")
0601-5546	0601-5549	40,5 cm (16")	91 cm (36")	39,5 cm (15 1/2")	23 cm (9")
FOR 08-13 FLHT, FLHTC, FLHTCU, FLHTK, FLHX, FLHTCUTG/FLHXXX (CABLE CLUTCH AND 25,4 MM (1") CLAMPING AREA)					
0601-5536	0601-5540	25,5 cm (10")	91 cm (36")	39,5 cm (15 1/2")	23 cm (9")
0601-5537	0601-5541	30,5 cm (12")	91 cm (36")	39,5 cm (15 1/2")	23 cm (9")
0601-5538	0601-5542	35,5 cm (14")	91 cm (36")	39,5 cm (15 1/2")	23 cm (9")
0601-5539	0601-5543	40,5 cm (16")	91 cm (36")	39,5 cm (15 1/2")	23 cm (9")



0203-0664



0204-0573



## GLOSS BLACK LACED WHEELS

- 40-spoke tube-type wheel features gloss black powdercoat steel rim, chrome spokes and gloss black powdercoat steel hub
- Fully assembled and trued with bearings installed and end play set
- Available in most applications
- Uses OEM mounting hardware; designed to use OEM-style rotors, pulleys and sprockets

PART #	DESCRIPTION	VALVE STEM STYLE
<b>FRONT WHEELS</b>		
0203-0667	16" x 3" for 00-07 FLT/FLHT/FLHR/FLHX/FLTR; repl. OEM #40960-00	SMV
0203-0664	16" x 3" for 00-06 FLST/C/F/N; repl. OEM #43005-00	SMV
0203-0672	19" x 2,5" for 08-17 FXD (w/o ABS) (single disc)	CMV
0203-0671	19" x 2,5" for 00-03 FXD/B/C/L, 00-05 XL (single/dual disc); repl. OEM #43312-00A	CMV
0203-0663	21" x 2,15" for 00-06 FXST/B/C, 00-05 FXDWG; repl. OEM #43700-00, 43671-00	CMV
0203-0668	21" x 2,15" for 00-03 FXD/B/C/L, 00-05 XL (single/dual disc); repl. OEM #43557-00, 43557-00A	CMV
0203-0669	21" x 2,5" for 99 FXD, 86-99 XL (single or dual disc); repl. OEM #43557-87	CMV
0203-0670	21" x 2,15" for 99 FXDWG (single disc); repl. OEM #43671-84A	CMV
<b>REAR WHEELS</b>		
0204-0572	16" x 3" for 02-07 FLT; repl. OEM #41052-02	SMV
0204-0570	16" x 3" for 00-05 FXST, 00-06 FLST, 00-05 FXD/FXDWG, 00-04 XL; repl. OEM #40975-00/40700-03	SMV
0204-0573	16" x 3" for 99 FXD/FXDWG, 97-99 XL; repl. OEM #40975-86A	SMV
0204-0574	16" x 3" for 08-20 XL (w/o ABS)	SMV
0204-0575	17" x 4,5" for 08-17 FXD/FXDWG (w/o ABS)	SMV



## FRONT FORK OIL

### SS08

- 15,1 cSt at 40 °C (104 °F) in bright red color
- High-performance, front fork oil for high-hydraulic speeds; increases front fork rider feeling compared with OEM oil
- Low friction and longer durability
- Can be used both on- and off-road

### DESCRIPTION

SS08
5 L
24 x 1 L bottles

### SHOWA REFERENCE #

L598008005
L598008001

### PART #

3608-0039
3608-0038



## CHROME FRONT AXLE KIT

- Machined from chrome-moly steel
- Kit includes axle, spacers, nut and washers

PART #	DESCRIPTION
0214-1877	For 91-99 FXD, 87-94 FXR and 88-99 XL



0413-0090



## FRONT FORK SERVICE KITS WITHOUT OIL

- Complete front fork service kit without oil
- Sold as a complete kit
- Replacement parts available separately

### REPLACEMENT PARTS

PART #	DESCRIPTION
0413-0090	43 mm slide bush for SHOWA kits FMAN04301 and FMAN04302

### COMPLETE KITS

PART #	DESCRIPTION
0450-0576	For 18-19 FXFB, 11-13 XR1200X models
0450-0577	For 16-17 FXSE CVO Pro Street Break Out, 12-17 VRSCDX Night Rod, 09-17 VRSCF V-Rod Muscle, 06-07 VRSCR Street Rod, 09-10 XR1200, 11-12 XR1200X models



3608-0038