



1801-1476

## GRAND NATIONAL SLIP-ON MUFFLERS

- Improved horsepower and torque (when used with a Stealth Air cleaner kit; sold separately)
- Race-inspired design
- Removable dB reducer for back pressure and sound tuning
- All hardware included
- Deep-performance rumble replaces stock whisper tone
- No mapping required
- Sold in pairs

PART #	DESCRIPTION
FOR 18-20 FLFB/FLSL/FXBB/FXBR/FXLR	
1801-1476	Black ceramic
1801-1477	Chrome
FOR 18-20 FLHC/FLDE	
1801-1479	Chrome



1801-1479




1801-1474

## SLASH-CUT MUFFLERS

- Classic slash-cut styling
- Boost horsepower and torque
- Removable dB reducer
- S&S engineered high-flow cats (no ECE) perform as well as many catalyst-free "race only" mufflers
- Sold in pairs

PART #	DESCRIPTION
FOR 18-20 FLFB/FLSL/FXBB/FXBR/FXLR	
1801-1474	Black Ceramic
1801-1475	Chrome
FOR 18-20 FLHC, FLDE	
1801-1478	Chrome



1801-1478

**KHROME WERKS**

### 3,5" SLIP-ON MUFFLERS

- Fat 3,5" diameter produces deep tone and impressive aesthetics
- Eliminate unnecessary factory heat shield for a clean look
- 2,00" mechanical baffle means sound doesn't change over time
- OEM-matching finishes
- Include Khrome Werks' new laser-cut "Shredder" aluminum end caps
- Air/fuel adjustment suggested for best performance
- Sold in pairs



1801-1470



1801-1473

PART #	DESCRIPTION
FOR 18-20 FLFB/FLSL/FXBB/FXBR/FXLR	
<a href="#">1801-1470</a>	Chrome
<a href="#">1801-1472</a>	Black

PART #	DESCRIPTION
FOR 18-20 FLHC/FLDE	
<a href="#">1801-1471</a>	Chrome
<a href="#">1801-1473</a>	Black



0810-2265



0810-2266



0810-2267



0810-2268



0810-2269

### SOLO SEATS

- High-quality automotive-grade vinyl cover
- Molded polyurethane foam for maximum comfort and styling
- 5 mm ( $\frac{3}{16}$ ") ABS thermoformed seat base for a perfect fit, with a carpeted bottom and rubber bumpers to protect paint
- Features a 76 mm (3") tall back for support
- Seat is made narrow up front for better leg clearance to ground contact
- Seat moves the rider back 25 mm (1") and 13 mm ( $\frac{1}{2}$ ") lower compared to the factory seat
- Includes all mounting hardware

PART #	DESCRIPTION
FOR 14-21 CHIEF/CHIEFTAIN, CHIEFTAIN VINTAGE/CLASSIC/LIMITED, 16-21 DARK HORSE, 17-21 SPRINGFIELD, 15-21 ROADMASTER	
59,5 CM L OVERALL (43 CM L X 32,5 CM W FRONT), 76 MM (3") RISE; 23 $\frac{1}{2}$ " L OVERALL (17" L X 12 $\frac{3}{4}$ " W FRONT), 3" RISE	
<a href="#">0810-2265</a>	Smooth, vinyl
<a href="#">0810-2266</a>	Linear stitch, vinyl
<a href="#">0810-2267</a>	Double diamond, black thread
<a href="#">0810-2268</a>	Double diamond, silver thread
<a href="#">0810-2269</a>	Double diamond, red thread



0803-0685



0803-0681

## EXPLORER™ SPECIAL SEATS

- Designed and contoured for two-up touring comfort
- Split-cushion design separates seating surface from lumbar support, reducing tailbone and back pressure
- PART #0803-0685 features a removable driver's backrest that is adjustable for both height and fore-aft position
- GelCore™ is featured in both front and rear
- Supple SaddleHyde™ offers a combination of comfort, glove-soft leathery feel and weather-resistant, no-maintenance good looks
- Also features 1/2" chrome-plated brass studs that follow a special stitch pattern
- Available with or without backrest

PART #	DESCRIPTION
FOR 96-03 FXD (EXCEPT FXDWG)	
0803-0684	W/o backrest
0803-0685	W/ backrest

## EXPLORER™ SEATS

- Comfortable touring design
- PART #0803-0681 features a removable driver's backrest which is adjustable for both height and fore-aft position
- Supple SaddleHyde™ offers a combination of comfort, glove-soft leathery feel and weather-resistant, no-maintenance good looks
- Exclusive, unique split-cushion design separates the seating surface from the lumbar support, reducing tailbone and back pressure for maximum long-range comfort
- GelCore™ in both driver and passenger portions increases comfort even during long trips

PART #	DESCRIPTION
FOR 96-03 FXD (EXCEPT FXDWG)	
0803-0678	W/o backrest
0803-0681	W/ backrest



0803-0683



0803-0682

## EXPLORER™ RS SEATS

- A version of Saddlemen's popular Road Sofa touring seat, but with a plush, pillow-top style covering
- Comfortable touring design
- PART #0803-0683 features a removable driver backrest that is adjustable for both height and fore-aft position
- Exclusive, unique split-cushion design separates the seating surface from the lumbar support, reducing tailbone and back pressure for maximum long-range comfort
- GelCore™ technology, in both driver and passenger portions, is scientifically engineered to dampen, divert and deflect up to 90% of road shock, providing comfort on those long and short rides
- Available with or without backrest

PART #	DESCRIPTION
FOR 96-03 FXD (EXCEPT FXDWG)	
0803-0680	W/o backrest
0803-0683	W/ backrest

## EXPLORER™ LS TOURING SEATS

- Combines show-bike quality with two-up touring comfort
- Split-cushion design has separated lumbar support and forward seat cushions so they compress independently, reducing tailbone pressure
- Popular lattice stitch (LS) retro styling
- Saddlemen's ProFoam is formulated to provide a perfect balance of comfort and rigidity and user compliance with integrated GelCore™ technology
- Available with or without backrest

PART #	DESCRIPTION
FOR 96-03 FXD (EXCEPT FXDWG)	
0803-0679	W/o backrest
0803-0682	W/ backrest

## PRO SERIES SDC PERFORMANCE GRIPPER SEATS

- True performance-oriented comfort seats with contoured lines, bucketed driver's seating area and substantial lumbar support
- Crafted with Saddlemen's carbon-fiber on the seating portion, black gripper on the lumbar support and SaddleHyde™ sides
- Lattice stitch (LS) design infuses old-school lattice stitch retro styling with a modern twist
- Features GelCore™ technology that reduces engine vibration by up to 50% and road impacts by up to 92% for a noticeably comfortable ride
- Available with or without backrest



0802-1434

PART #	DESCRIPTION
FOR 18-20 FXLR/FXLRS/FLSB	
<b>0802-1433</b>	W/o backrest

PART #	DESCRIPTION
FOR 18-20 FXBB	
<b>0802-1434</b>	W/ backrest



0801-1314



0801-1316



0801-1315



## TAILWHIP SEATS

- Take the Kickflip one step further
- If it's more comfort for the passenger or just another platform to let your adventurous side explore, the whipped-up tail will give you what you are looking for
- Molded Marathon Foam
- BikerTec custom cover
- Highly detailed powdercoated steel carpeted base

PART #	DESCRIPTION
FOR 08-20 FLHT/FLHR/FLHX/FLTR MODELS	
<b>0801-1314</b>	Basket weave seat
<b>0801-1315</b>	Double diamond seat
<b>0801-1316</b>	Pleated seat



0803-0686



0803-0688



0803-0687



## TAILWHIP SEATS

- Takes the Kickflip one step further
- If it's more comfort for the passenger or just another platform to let your adventurous side explore, the whipped-up tail will give you what you are looking for
- Molded Marathon Foam
- BikerTec custom cover
- Highly detailed powdercoated steel carpeted base

PART #	DESCRIPTION
FOR 96-03 FXD/FXDL/FXD/ FXDXT (EXCEPT FXDWG)	
<b>0803-0686</b>	Basket weave seat
<b>0803-0687</b>	Double diamond seat
<b>0803-0688</b>	Pleated seat





## FREEWAY BARS

- Made from stout 32 mm (1 1/4") diameter thick-wall steel and with heavy-duty welded flanges
- Constructed for strength and long-lasting good looks
- Available in chrome or black anodized finish

**CAUTION:** Highway bars are designed for appearance only and may provide only a small amount of protection for the motorcycle. They are not intended to provide bodily protection in any circumstance.



PART #	DESCRIPTION
FOR 15-20 SCOUT MODELS	
<b>0505-2113</b>	Chrome
<b>0505-2114</b>	Black



## DETACHABLE SOLO LUGGAGE RACKS

- Features a 64 mm (2.5") kick up at the rear to help secure items
- Uses Cobra's proprietary release mechanism allowing the rack to be installed/removed in a matter of seconds
- Come with all mounting hardware
- Available in chrome or gloss black



PART #	DESCRIPTION
FOR 15-20 SCOUT MODELS	
<b>1510-0852</b>	Chrome

PART #	DESCRIPTION
FOR 15-20 SCOUT MODELS (CONT)	
<b>1510-0853</b>	Black



## QUICK-DETACHABLE SISSY BARS

- Sleek and sturdy design
- 61 cm (24") tall
- Constructed from 6 mm (3/4") DOM tubing and 16 gauge steel
- Attaches to Harley-Davidson® four-point docking system (sold separately)
- Mounting distance: 25 cm (9 3/4") from inside to inside of mounting plates
- 4,5 kg (10 lb) carry limit
- Includes 23 cm H x 18 cm W (9" x 7") backrest




PART #	DESCRIPTION
FOR 97-20 FLHR/FLHT/FLHX/FLTR/FLTRU/FLTRX (EXCEPT 17 CVO TOURING)	
<b>1501-0708</b>	Gloss black
<b>1501-0709</b>	Matte black
<b>1501-0710</b>	Chrome



## ONE-PIECE SISSY BARS

- Classic paperclip-style bar bolts directly to fender struts
- Features 6 mm x 3 mm (3/4" x 0,120") DOM steel tubing
- Beefy profile and clean installation
- Designed to complement two-up and solo seats
- 63,5 cm (25") tall
- Includes installation hardware



PART #	DESCRIPTION
FOR 18-20 FLDE/FLHCS/FLHC/FLSL/FXBB	
<b>1501-0689</b>	Gold
<b>1501-0690</b>	Red
<b>1501-0691</b>	Blue



## REKLUSE

Innovators in clutch technology, Rekluse clutches are developed with the philosophy that good just isn't good enough. The RadiusX clutch kits mean a high-performance auto clutch is just a clutch pack swap away! The RadiusX clutch kit combines the TorqDrive friction disc technology with Rekluse's innovative EXP auto clutch disc system. Rekluse develops, engineers and manufactures all their clutch products in-house in Boise, Idaho.



### RADIUSX CLUTCH KIT

- With RadiusX a high-performance auto clutch is just a clutch pack swap away
- RadiusX combines TorqDrive friction disc technology with Rekluse's innovative EXP (auto clutch) disc
- TorqDrive provides more clutch discs in less space, delivering high-performance auto function within the framework of the stock clutch
- The RadiusX clutch prevents engine stalls so you can focus on the ride and let the auto clutch do the rest
- RadiusX delivers increased power transfer over OEM and longer clutch life with less adjustment over time
- Standard clutch lever function is retained and full override

PART #	DESCRIPTION
1130-0578	For 14-21 Chief/Chieftain (all)



### TORQDRIVE® CLUTCH KIT

- TorqDrive provides more disks in less space, allowing us to add up to six additional friction disks to the clutch pack over stock
- More frictions = more torque capacity, thus unlocking the full power of your engine without the need to add stiffer pressure plate springs or a lock-up device
- TorqDrive provides smoother shifting and improved lever feel
- Rekluse basket sleeves eliminate basket wear and notching

PART #	DESCRIPTION
1130-0579	For 90-97 Big Twin models



1131-3614



1131-3615



### CLUTCH PLATE KITS

- Designed to perform under extreme heat conditions
- Allows smooth, precise shifting
- 100% asbestos-free
- Aramid fiber plates have higher-density compound for increased durability; organic plates for OEM replacement
- Steel plates are manufactured under strict quality-control standards
- Kits sold individually

PART #	QTY. INCLUDED
FOR 18-20 M-EIGHT, 13-17 TWIN CAM CVO/SE AND 14-20 HD FL TRIKE MODELS (W/ SLIPPER/ASSIST CLUTCH)	
1131-3614	Aramid fiber friction plate kit (set of 10)
1131-3615	Steel plate kit (set of 9)



## CLUTCH SPRINGS

- Standard replacement springs
- Sold in a set of three

PART #	DESCRIPTION
<b>1131-3616</b>	For 17-20 M-Eight, 13-20 CVO/SE and 14-20 HD FL Trike; repl. OEM #37000270A



## BLACK TRANSMISSION TOP COVER

- Beautifully complements other flat black engine and transmission pieces
- Made from aluminum diecast ADC12

PART #	DESCRIPTION
<b>1105-0241</b>	For 98-06 FLHT/FLHR/FLTR models; repl. OEM #s 34468-98, 34464-98, 34541-00, 34549-01



## HEAVY-DUTY INNER FAIRING SUPPORT BRACKETS

- Made with thick 13-gauge steel for increased strength
- Zinc-plated for superior rust resistance
- Ideal for use on bikes with upgraded speakers and/or amps
- Sold as a set

PART #	DESCRIPTION
<b>2330-0238</b>	For 99-13 FLHT/FLHX; repl. OEM #s 58938-96C, 58939-96C



## CLUTCH RELEASE KIT

- Includes one inner ramp (OEM #25453-87A), one outer ramp (OEM #25409-94), one cable coupling (OEM #34920-86) and three ball bearings (OEM #8873)

PART #	DESCRIPTION
<b>1132-1476</b>	For 94-20 XL



1622-0553



1622-0554

## FORWARD CONTROL EXTENSION KITS

- Extends the OEM forward controls 3"
- Aluminum construction
- Hardware included
- An extended length custom rear brake line is required when installing

**NOTE:** When installing extended forward controls, check front fender clearance before operating.

PART #	DESCRIPTION
<b>FOR 18-20 FLSE, FXBR/FXBR5, FXFB/FXFB5</b>	
<b>1622-0553</b>	Chrome
<b>1622-0554</b>	Black



## tecMATE



Founded in Belgium in 1994, tecMate has grown to become a world leader in the development and manufacturing of professional battery charging, battery testing and engine troubleshooting and tuning tools for the powersports industry. Their knowledge led to the design of the OptiMate battery charging method that can save and restore AGM, GEL and standard lead-acid batteries that have ceased to work through neglect. They also developed technologies to charge, test and maintain the new lithium (LiFePo4) batteries.



### OPTIMATE™ 3300mA DUAL-OUTPUT 180° USB CHARGER

- Ideal for plugging into power sockets that are in tight spots
- Delivers 3300mA USB charging power through two USB outlets
- Unique plug-and-seal design seals at insertion point during use and a ride-tested rubber cap keeps the unused USB socket watertight at speed
- Automatically shuts off three hours after parking vehicle, and low-battery warning alerts rider and shuts down when voltage drops to 12.3V (+/-40% charge level)
- Lead-acid and lithium friendly standby mode



#### PART #

3807-0541

#### DESCRIPTION

Optimate 3300mA dual-output 180° USB charger



### UNIVERSAL USB CHARGER

- Low-input (12.4V) auto-off protects vehicle battery from total discharge
- Works with all 5V USB-powered devices requiring at least 1000mA charge current
- Communicates with Apple devices, confirms maximum charge current delivery
- Compact USB charger includes a 102 cm (40") USB extender, and micro and mini USB adapters with built-in resistors (including Garmin compatible)
- SAE 12V power connector (QDC compatible)
- Overload protected and short-circuit proof
- Lead-acid and lithium friendly standby mode

#### PART #

3807-0539

#### DESCRIPTION

Compact charger w/ SAE connector

#### Eastern



#### Parts

### PUSHROD COVER SPRINGS

- OEM-quality replacements
- Sold in a 10-pack to dealers and sold individually to the customer



#### PART #

0928-0115

#### DESCRIPTION

For 36-20 Big Twin and 57-90 XL (10-pk); repl. OEM #17947-36



### CYLINDER HEAD PLATES

- Replace the factory Screamin' Eagle® cylinder head plates
- Heavy-duty sticky tape glues plates onto the factory plates on SE cylinder heads
- Sold in pairs



#### PART #

0930-0212

#### DESCRIPTION

For 17-20 M-Eight Screamin' Eagle® heads w/ plates






## 8MM CUSTOM-COLORED PLUG WIRES

- Designer plug wire sets come in distinctive, highly visible colors
- Precut and have the plug/coil boots and terminals already installed
- Boots and wires are made from extra-high-temperature silicone, which gives protection up to 316 °C (600 °F)
- Spiro-Pro core provides up to 10 times the conductivity of a standard carbon-core wire
- Low resistance means they run cooler and last three to four times longer than carbon-core wires
- Designed for electronic ignitions, but also work great on point types
- Available in prefitted styles
- Universal wire kits feature 61 cm (24") wire leads (not for Twin Cam)
- Sold in pairs

PART #	DESCRIPTION
--------	-------------

FOR 14-20 INDIAN THUNDERSTROKE 111" MODELS (86 CM/45,5 CM (34"/18") LEADS W/ 90° COIL BOOTS, 135° PLUG BOOTS)	
---	--

2104-0353	Black
2104-0354	Blue



2104-0353



2104-0354



NAMZ Custom Cycle Products

## REPLACEMENT CAN-BUS ELECTRICAL CONNECTION

- OEM replacement electrical power connection
- For navigation, audio, tachometers, oil pressure gauges and heated grips



PART #	DESCRIPTION
--------	-------------

2120-1070	For 18-20 Softail, 17-20 FLHT/FLHX/FLHR/FLTRX/FLTRU/FLTRK
-----------	---



## LATITUDE TAILLIGHTS WITH LICENSE PLATE HOLDER

- Replaces the entire OEM lighting assembly for a complete rear end transformation
- Features a bright LED run, turn and brake light with easy plug-n-play installation
- License plate mount has hidden fasteners for an extra-clean look
- Available in chrome or black with red smoked lens



2010-1427



2010-1428

PART #	DESCRIPTION
--------	-------------

FOR 14-20 FLHX/FLTRX/FLHRXS MODELS	
------------------------------------	--

2010-1427	Chrome w/ red lens
2010-1428	Black w/ red lens



## DYNAMIC LOWER FAIRING INSERTS

- Direct replacement for the lower fairing radiator grills or filler plates
- More than 130 white and amber LEDs per side
- When the turn signal is activated the white DRL running light turns completely off providing greater visibility to the amber turn signal
- Plug-and-play

PART #	DESCRIPTION
2020-1919	For 20 FLTRK, 14-20 FLHTK/FLHTKSE, 14-19 FLHTCU, 15-16 FLHTCUL/FLTRUSE, 15-19 FLHTKL/FLHXSE and 16-19 FLTRU models



## LOW-PROFILE BAGZ™

- Sleek 11 mm (7/16") low-profile design
- Mount to the top edge on OEM saddlebags
- Utilize super-bright LEDs behind a red or smoked lens
- Include run/brake/turn functionality
- In-line disconnect for quick removal of saddlebags
- Come pre-taped and include a plug-and-play wiring adapter for easy installation
- Units are completely sealed
- Sold in pairs

PART #	DESCRIPTION
2040-2693	Red lens
2040-2694	Smoke lens
2040-2695	Red lens
2040-2696	Smoke lens



2040-2693



2040-2694

## LOW-PROFILE LED TAILLIGHTS

- Low-profile design protrudes only 51 mm (2") from the stock taillight baseplate
- 45 red LEDs
- Dual intensity running and brake lights
- Available with red or smoke lens
- Plug-and-play

PART #	DESCRIPTION
2010-1433	Red lens
2010-1434	Smoke lens
2010-1435	Red lens
2010-1436	Smoke lens



2010-1433

2010-1436




**FAT BAGGERS**  
EZ INSTALL HANDLEBARS

## FAT BAGGERS, INC.

The revolutionary handlebars are now available in a 38 mm (1 1/2") diameter flat top style! The interlocking bolt-together two-piece design handlebars are easy to ship, easy to install and easy to wire. Fat Baggers continues to design new styles that showcase the innovative approach and elegant solutions that keep Fat Baggers products at the front of the custom bike scene.



0601-5460



0601-5475

### 38 MM (1 1/2") FLAT TOP EZ INSTALL HANDLEBARS

- Now feature an adjustable 38 mm (1 1/2") collar next to the handlebar controls for a custom finished look
- Revolutionary interlocking bolt-together two-piece handlebar design that takes up half the shelf space, is economical to ship and even faster to install
- CNC mandrel-bent from 38 mm (1 1/2") diameter x 2,5 mm (0,095") wall heavy tube
- EZ Install - no more need to fight internal wiring; with our handlebars you can install wiring in minutes
- Bars are knurled and notched for TBW applications
- Available in chrome or gloss black powdercoated finishes

**NOTE:** Accept OEM heated grips.



0601-5476

CHROME	GLOSS BLACK	END RISE	WIDTH	CENTER WIDTH	PULLBACK
FOR 14-20 FLHT/FLHTC/FLHTCU/FLHTK/FLHX AND H-D FL TRIKES (HYDRAULIC CLUTCH) (25,4 MM (1") CLAMPING AREA)					
0601-5460	0601-5463	30,5 cm (12")	91 cm (36")	39,5 cm (15,5")	23 cm (9")
0601-5461	0601-5464	35,5 cm (14")	91 cm (36")	39,5 cm (15,5")	23 cm (9")
0601-5462	0601-5465	40,5 cm (16")	91 cm (36")	39,5 cm (15,5")	23 cm (9")
FOR 08-16 FLHR, 08-13 FLTR MODELS (CABLE CLUTCH) (25,4 MM (1") CLAMPING AREA)					
0601-5466	0601-5469	30,5 cm (12")	89 cm (35")	28,5 cm (10,25")	20,5 cm (8")
0601-5467	0601-5470	35,5 cm (14")	89 cm (35")	28,5 cm (10,25")	20,5 cm (8")
0601-5468	0601-5471	40,5 cm (16")	89 cm (35")	28,5 cm (10,25")	20,5 cm (8")
FOR 15-20 FLTRX/S, 16-20 FLTRU (HYDRAULIC CLUTCH) (32 MM (1 1/4") CLAMPING AREA)					
0601-5472	0601-5475	30,5 cm (12")	89 cm (35")	28,5 cm (10,25")	20,5 cm (8")
0601-5473	0601-5476	35,5 cm (14")	89 cm (35")	28,5 cm (10,25")	20,5 cm (8")
0601-5474	0601-5477	40,5 cm (16")	89 cm (35")	28,5 cm (10,25")	20,5 cm (8")
FOR 18-20 FLHRXS (HYDRAULIC CLUTCH) (32 MM (1 1/4") CLAMPING AREA)					
0601-5478	0601-5481	30,5 cm (12")	89 cm (35")	28,5 cm (10,25")	20,5 cm (8")
0601-5479	0601-5482	35,5 cm (14")	89 cm (35")	28,5 cm (10,25")	20,5 cm (8")
0601-5480	0601-5483	40,5 cm (16")	89 cm (35")	28,5 cm (10,25")	20,5 cm (8")





0601-5419



0601-5416

## 32 MM (1 1/4") 3-WAY ADJUSTABLE HANDLEBARS

- Design enables the rider to adjust wrist angle, height and set the bar distance closer or further away
- Multiple adjustment feature allows rider to set handlebar at their personal preferred riding position
- Handlebar can be adjusted at any time
- 4130 chromoly 3 mm (0,120") wall tubing is CNC-machined and mandrel bent; each adjustment point is knurled for a secure fit
- Heat-treated prior to CNC processes and finishing powder, allowing tubing to settle for exact tolerances every time
- CNC-machined 6061-T6 billet aluminum clamps lock handlebar sections securely in place with premium-grade hardware; extensive CAD and physical testing ensure 100% rider confidence
- Internal wiring is as easy as it gets because of multi-piece design
- All handlebars include 25,4 mm (1") tubing spacers to raise the height if desired

**NOTE:** Dimensions measured with handlebars at vertical position and grip tubes at a 30° angle.



0601-5424



0601-5427



0601-5420



0601-5423

CHROME PART #	GLOSS BLACK PART #	DESCRIPTION	END RISE	WIDTH	CENTER WIDTH	PULLBACK
FOR 15-20 FLTRX/FLTRU/FLTRK (32 MM (1 1/4") CLAMPING AREA)						
0601-5417	0601-5416	Low-Pro	18 cm (7")	91 cm (36")	20,5 cm (8")	16,5 cm (6 1/2")
0601-5419	0601-5418	High Life	26,5 cm (10 1/2")	87,6 cm (34 1/2")	20,5 cm (8")	16,5 cm (6 1/2")
FOR 99-20 FLHT/FLHX/FLHTCUTG (25,4 MM (1") CLAMPING AREA)						
0601-5425	0601-5424	Low-Pro	30,5 cm (12")	84 cm (33")	30,5 cm (12")	15 cm (6")
0601-5427	0601-5426	High Life	25,5 cm (10")	86 cm (34")	29 cm (11 1/2")	21,5 cm (8 1/2")
FOR MOST 99-20 MODELS (EXCEPT FLHT/FLHX/FLHTCUTG, 15-20 FLTRX/FLTRU/FLTRK, 18-20 FLHRXS AND SPRINGER MODELS) (25,4 MM (1") CLAMPING AREA)						
0601-5421	0601-5420	Low-Pro	18 cm (7")	91 cm (36")	18 cm (7")	15 cm (6")
0601-5423	0601-5422	High Life	25,5 cm (10")	86 cm (34")	18 cm (7")	15 cm (6")

## METHOD KICKBACK RISERS WITH INTEGRATED GAUGE HOUSING

- 25,5 cm (10") rise with a 38,1 mm (1 1/2") kickback to provide the proper mix of comfort and control
- Innovative design relocates factory gauges to the riser top clamp, which ensures a clear view of the navigation screen
- Integrated hidden wire design keeps handlebar section clean
- Designed to work with factory and aftermarket front ends
- Works great with Arlen Ness Method Ignition switch cover and Method Aluminum Top Triple Tree (ignition switch kit keeps factory ignitions set up without custom relocation)
- Requires removal of factory plastic gauge nacelle
- Accepts handlebars with 25,4 mm (1") clamping area
- Black anodized finish

**NOTE:** Will not fit with stock handlebars.



PART #

0602-1146

DESCRIPTION

For 15-20 FLTRX/FLTRU/FLTRK



## TEARCHOP MIRRORS

- A new take on the classic teardrop
- Large enough for a good field of vision, yet small enough to blend in with the lines of the motorcycle
- Combination of the smooth body lines and angled outer shape make it a perfect fit for any style
- Forged and CNC-machined from billet aluminum
- Premium mirror glass
- Heavy-duty stainless steel internal pivot hardware
- Laser-engraved Arlen Ness logo
- Sold each



PART #	DESCRIPTION
<a href="#">0640-1458</a>	Black anodized, left
<a href="#">0640-1460</a>	Black anodized, right
<a href="#">0640-1459</a>	Chrome, left
<a href="#">0640-1461</a>	Chrome, right
<a href="#">0640-1462</a>	Blue anodized, left
<a href="#">0640-1467</a>	Blue anodized, right
<a href="#">0640-1463</a>	Gold anodized, left

PART #	DESCRIPTION
<a href="#">0640-1468</a>	Gold anodized, right
<a href="#">0640-1464</a>	Red anodized, left
<a href="#">0640-1469</a>	Red anodized, right
<a href="#">0640-1465</a>	Orange anodized, left
<a href="#">0640-1470</a>	Orange anodized, right
<a href="#">0640-1466</a>	Titanium anodized, left
<a href="#">0640-1471</a>	Titanium anodized, right



## HART-LUCK SIGNATURE FULL-WAFFLE SLIP-ON GRIPS

- Slim Moto design in 25 mm (1") specific for V-Twin motorcycles
- Medium-compound full-waffle pattern reduces vibration
- Durable, heavy-knurled base pattern for improved traction and control
- Available in black, brown, red, blue and graphite
- Sold in pairs

**NOTE:** Throttle sleeve sold separately.



PART #	DESCRIPTION
<a href="#">0630-2733</a>	Black
<a href="#">0630-2734</a>	Brown
<a href="#">0630-2735</a>	Red

PART #	DESCRIPTION
<a href="#">0630-2736</a>	Blue
<a href="#">0630-2737</a>	Graphite



0713-0246



0713-0248



0713-0250

## OIL COOLER KITS

- Sealed waterproof IP68 fans produce 220 CFM of airflow
- Oil adapter and thermal switch automatically turns on the dual fans when your oil reaches 98°C (210°F)
- Specially designed aluminum heat exchanger with turbulators for maximum heat dissipation
- Plug-and-play wiring harness with relay and waterproof connectors that all connects to the battery under the seat for simple installation
- Black nylon coated stainless steel braided oil lines with AN6 fittings
- Optional LED indicator light indicates when the fans are operating (toggle or clamp handlebar LED mounts sold separately)
- Specially designed oil line fitting wrench
- Has the ability to drop your oil temperature up to 10°C (50°F)
- Complete kit; ready to install



0713-0252

### BELOW REGULATOR MOUNT

PART #	DESCRIPTION
FOR S&S T124/143 ENGINES	
0713-0246 <sup>1</sup>	Stainless steel
0713-0247 <sup>1</sup>	Gloss black
0713-0248 <sup>1</sup>	Flat black

<sup>1</sup> May cause damage on lowered or modified suspension.

### FRAME DOWN TUBE SIDE MOUNT

PART #	DESCRIPTION
FOR 09-16 FLHT/FLHR/FLHX/FLTR	
0713-0249 <sup>1</sup>	Chrome
0713-0250 <sup>1</sup>	Black
FOR 14-21 CHIEF/CHIEFTAIN, 16-21 SPRINGFIELD, AND 15-21 ROADMASTER	
0713-0251	Chrome
0713-0252	Gloss black

<sup>1</sup> Will not fit with water-cooled heads.





1701-0688




1701-0689



### AMBIDEXTROUS RADIAL CALIPER MOUNTS

- Designed specifically for use with Alloy Art 49 mm lower fork legs (PART #s 0403-0152, 0403-0153, 0403-0154, 0403-0155, 0403-0156, 0403-0157, 0403-0158, 0403-0159; see page 1609 of the 2021 Drag Specialties FatBook)
- Feature billet aluminum construction
- Designed for use with 11,8" or 13" rotors
- Fit radial calipers with 108 mm bolt pattern

PART #	DESCRIPTION
1701-0688	Clear anodized
1701-0689	Black anodized



### FRONT FORK SPRINGS

- Progressive springs offer a soft initial spring rate for a plush ride
- Progressively wound design provides increased resistance to bottoming as spring compresses
- Improve handling while retaining OEM geometry
- Sold in pairs

PART #	DESCRIPTION
0405-1098	For 19-20 FTR1200/S models



2030-1588



2030-1589

### INSPECTION TAG PLATES

- Laser-cut 6061 billet aluminum construction
- Made for 70 mm (2<sup>3</sup>/<sub>4</sub>" ) square inspection tag sticker
- 12,7 mm (1/2") diameter mounting hole
- Overall size 89 mm x 120,5 mm (3,5" x 4,75")
- Available with a hard black anodized or chrome finish

PART #	DESCRIPTION	PART #	DESCRIPTION
2030-1588	Black	2030-1589	Chrome