

LeoVince



1810-3062



1810-3066



1810-3080



1810-3057



1810-3076

LV ONE EVO EXHAUST SYSTEMS

- The latest EVOLUTION of the popular LV ONE: Aggressive Sound and Style
- Clean, laser-etched Leo Vince logo in an innovative carved design (for the carbon-fiber exhaust: bright aluminum die-cut high-temp resistant Leo Vince adhesive logo)
- Asymmetric design and high-temp resistant full-carbon fiber end cap
- Impact-resistant sandblasted oval AISI 304 stainless steel sleeve – titanium look
- TIG-welded stainless steel front cub
- Adjustable full-carbon fastening strap
- Removable dB killer, weight savings and flawless installation

FITS MODEL	EXHAUST TYPE	APPROVALS	PART #
HONDA			
CBR125R Neo Sports Café 21	Stainless/stainless/stainless	ECE type approval w/ optional catalytic converter manifold	1810-3062
	Stainless/stainless/stainless	ECE type approval	1810-3063
	Stainless/stainless/stainless (black)	ECE type approval w/ optional catalytic converter manifold	1810-3064
	Stainless/stainless/stainless (black)	ECE type approval	1810-3065
	Stainless/stainless/carbon	ECE type approval w/ optional catalytic converter manifold	1810-3066
	Stainless/stainless/carbon	ECE type approval	1810-3067
	Catalytic converter manifold	ECE type approval	1812-0555
KAWASAKI			
Ninja 650/ Versys 650/ Z650 21 (also fits 35kW versions)	Stainless/stainless/stainless	ECE type approval w/ optional catalytic converter manifold	1810-3078
	Stainless/stainless/stainless	ECE type approval	1810-3079
	Black Edition stainless/stainless/stainless	ECE type approval w/ optional catalytic converter manifold	1810-3080
	Black Edition stainless/stainless/stainless	ECE type approval	1810-3081
	Stainless/stainless/carbon	ECE type approval w/ optional catalytic converter manifold	1810-3082
	Stainless/stainless/carbon	ECE type approval	1810-3083
TRIUMPH			
Trident 660 21 (also fits 35kW versions)	Stainless/stainless/carbon	ECE type approval	1810-3057
	Black Edition stainless/stainless/carbon	ECE type approval	1810-3058
	Stainless/carbon/carbon	ECE type approval	1810-3059
	Catalytic converter manifold	ECE type approval	1812-0553
YAMAHA			
YZFR 125 21-22	Black Edition stainless/stainless/stainless	ECE type approval w/ optional catalytic converter manifold	1810-3076
	Black Edition stainless/stainless/stainless	ECE type approval	1810-3077




LV ONE EVO SLIP-ON

- The latest EVOLUTION of the popular LV ONE: aggressive sound and style
- Clean laser-etched Leo Vince logo in an innovative carved design
- Asymmetric design and high-temp resistant full carbon-fiber end cap
- Impact-resistant sandblasted oval AISI 304 stainless steel sleeve – titanium look



- TIG-welded stainless steel front cup
- Adjustable full-carbon fastening strap
- Removable dB killer, weight savings and flawless installation

FITS MODEL	TAILPIPE/MUFFLER/END CAP	DESCRIPTION	PART #
KTM			
690 Enduro/SMC R 21	Stainless/stainless/stainless	ECE type approval	1811-4316

LV-10 SLIP-ON

- Compact and lightweight design
- Made from AISI 304 stainless steel
- Sandblasted end cap
- High-heat-resistant thermal packing
- Matte black finish
- Laser-etched logo



FITS MODEL	TAILPIPE/MUFFLER/END CAP	APPROVAL	PART #
KAWASAKI			
Z900 20-21 (not compatible w/ 35kW/70kW versions or US/AUS 20-21 models)	Stainless/stainless/stainless	ECE type approval	1811-4273

1810-3055



1810-3060



1810-3072



1810-3064



FULL EXHAUST SYSTEMS

- ECE approved unless noted

LV ONE EVO EXHAUST

- The latest EVOLUTION of the popular LV ONE: Aggressive Sound and Style
- Clean, laser-etched Leo Vince logo in an innovative carved design (for the carbon-fiber exhaust: bright aluminum die-cut high-temp resistant Leo Vince adhesive logo)
- Asymmetric design and high-temp resistant full-carbon fiber end cap
- Impact-resistant sandblasted oval AISI 304 stainless steel sleeve – titanium look
- TIG-welded stainless steel front cup
- Adjustable full-carbon fastening strap
- Removable dB killer, weight savings and flawless installation

FITS MODEL	EXHAUST TYPE	PART #
HONDA		
PCX 125 21	Nero	1810-3055¹
	Nero	1810-3056
	LV One Evo	1810-3060¹
	LV One Evo	1810-3061
	Catalytic converter manifold	1812-0554

NERO EXHAUST

- Features a stainless steel muffler sleeve with a unique metallic black paint applied using ceramic engineering techniques to create a highly temperature-resistant finish
- Mount bracket and muffler flanges are AISI 304 stainless steel that is TIG-welded for strength
- Exhaust end cap is carbon fiber with an asymmetrical, aggressive slash-cut design
- Leo Vince logo is laser-etched on the muffler
- Meets EVO II homologation requirements
- Mufflers come with a dB killer insert installed; insert is removable

FITS MODEL	EXHAUST TYPE	PART #
VESPA		
Primavera 125 3V 21-22	Nero	1810-3072¹
	Nero	1810-3073
	LV One Evo	1810-3064¹
	LV One Evo	1810-3065
	Catalytic converter manifold	1812-0561

¹For the validity of homologation, the optional catalytic converter manifold must be installed.



1510-1051



ADVENTURE-RACKS

- Designed to withstand road vibrations, impact and high amounts of weight
- Made of light, but sturdy, 4 mm-thick aluminum alloy
- Mounts on original attachment points
- Multiple functional bores that are compatible with adapter kits for many top cases
- Expansive contact surface with plenty of tie-down points
- Black powdercoated finish

FITS MODEL	PART #
DUCATI	
Multistrada V4 20-22	1510-1051
HONDA	
CRF1100L 1100L Africa Twin 19-22	1510-1052

0635-2084



BBSTORM HANDGUARDS

- Made of impact-resistant Moplen plastic
- Strong, full-wrapped aluminum frame
- Offer weather and crash protection
- Fit the original handlebars
- Replacement handguard shells available separately
- Sold in pairs

FITS MODEL	PART #
KTM	
Adventure 1090 17-18	0635-2084
Adventure 1190 13-16	0635-2084
Super Adventure 1290 17-20	0635-2084

CRASH BARS

- Offer reliable protection for important components
- Model-specific design fits seamlessly with the lines of the bike and provide optimal cornering clearance
- No modifications needed for mounting
- Black powdercoated finish
- Match the look and feel of the motorcycle
- 27 mm diameter
- Sold in pairs
- Include mounting hardware and instructions

FITS MODEL	PART #
TRIUMPH	
Scrambler 1200 21-22	0506-1880
Speed Twin 21-22	0506-1881



0506-1881



0506-1883

FITS MODEL	PART #
YAMAHA	
MT-09/SP 20-22	0506-1883

ENGINE GUARDS

- Provides additional protection against rocks and contact with the ground
- High-quality aluminum alloy construction
- Secure fit doesn't affect ground clearance
- Easy installation on frame mounting points
- Also protects header and exhaust parts
- Cutouts allow access to all drain screws
- Available in black

FITS MODEL	PART #
HONDA	
CRF1100L/Adventure Sport w/o SBL 19-21	0506-1879
TRIUMPH	
Tiger 900/GT/Pro 19-22	0506-1882



0506-1884

FITS MODEL	PART #
ZERO	
SR/F 19-22	0506-1884



EVO SIDE CARRIERS

FOR HONDA CBR1100XX 01-07

- Removable side carriers that fit with many motorcycle cases
- Robust construction from oval steel pipe
- Quick-lock system allows the carriers to be attached and removed quickly
- Black powdercoated finish
- Sold in pairs

DESCRIPTION	PART #
EVO side carrier	1510-1060



HEEL GUARDS

FOR TRIUMPH TIGER 900 GT/RALLY/PRO 19-22

- Protect the rider's boots from hot exhaust or swingarm movement
- Made of brushed aluminum
- Include mounting hardware
- Left and right guard sold individually



1731-0769

DESCRIPTION	PART #
Right	1731-0768
Left	1731-0769

ION TANK RING

FOR ROYAL ENFIELD HIMALAYAN 21-22

- Allows mounting of ION tank bags (sold separately)
- Convenient quick-lock mechanism allows the tank bag to be mounted or removed in seconds
- Bike-specific design provides complete stability and optimal fit
- Constructed from fiberglass-reinforced polyamide
- Simple installation with included mounting hardware



DESCRIPTION	PART #
Ion tank ring	3502-0549

LEGEND GEAR SIDE BAG SYSTEM

FOR TRIUMPH STREET TWIN 21-22

- Vintage, lightweight soft luggage design with modern support
- Coated canvas sailing material and robust synthetic leather reinforce the bags' structure
- Fiber-reinforced polyamide quick-lock system provides fast and reliable attachment and removal of the bags
- LC1 dimensions: 26 cm H x 31 cm W x 14 cm D (10,25" x 12,25" x 5,5"); 9,8 liter carrying capacity
- LC2 dimensions: 35 cm H x 31 cm W x 14 cm D (13,75" x 12,25" x 5,5"); 13,5 liter carrying capacity
- Include one of each side bags, two waterproof inner bags, two SLC side carriers and all required mounting hardware

1510-1053



DESCRIPTION	PART #
Legend Gear side bag system	3501-1935

SLH LH1 SIDE CARRIER

- Bike-specific design
- Can be quickly and easily mounted on the original attachment points on the fender strut
- Quick-lock system allows Legend Gear side bags to be attached and removed in moments
- For left side of the motorcycle
- Includes mounting hardware

DESCRIPTION	PART #
FOR 16-21 SCOUT	
LH1 side carrier	1510-1053

SLH SIDE CARRIERS

- Bike-specific design
- Can be quickly and easily mounted on the original attachment points on the fender strut
- Quick-lock system allows Legend Gear side bags to be attached and removed in moments
- Includes mounting hardware
- Available for left (LH1) and right (RH1) sides of the motorcycle



1510-1054

FITS MODEL	DESCRIPTION	PART #
KAWASAKI		
Vulcan S 16-22	LH1	1510-1054
ROYAL ENFIELD		
Meteor 350 19-22	LH1	1510-1055
	RH1	1510-1056
TRIUMPH		
Bonneville Speedmaster 18-22	LH1	1510-1057
	RH1	1510-1058

WRS

2312-0920



2312-0919



2312-0922



2312-0921



2312-0923



2312-0924



2312-0925



2312-0926



2312-0927

WINDSCREENS

- Protects your helmet from wind and turbulence on long journeys
- Carefully designed to fit perfectly with the lines of your bike
- Made from high-quality PMMA acrylic

- Available in a variety of styles
- For the complete line of WRS windscreens, see pages 280-284 of the 22 Parts Europe Street catalog

FITS MODEL	STYLE	HEIGHT X WIDTH (MM)	THICKNESS (MM)	TRANSPARENT	SMOKED	DARK SMOKED
BENELLI						
Leoncino 500 17-21	Touring	295 x 310	3	2312-0920	-	2312-0919
BMW						
S1000R 14-20	Touring	350 x 400	3	2312-0922	-	2312-0921
DUCATI						
Panigale V4 R 19-22	Race	-	2	2312-0923 ¹	-	-
TRIUMPH						
Tiger Explorer 1200 16-21	Touring	590 x 470	4	2312-0924	2312-0925	-
SUZUKI						
GSX-R 1300 Hayabusa 21	Race	-	3	2312-0926 ²	-	2312-0927 ²

¹ For track use only.² 50 mm taller than OEM.



FULL ARMOR SKID PLATES FOR HONDA CRF250R/RX 22

- High-quality injection-molded for precise fit and finish
- Provides full coverage
- Billet alloy front bracket and direct-mount rear

COLOR	PART #
Black	0506-1859



0506-1859



0506-1860

- Easy installation with race performance
- Reinforced with high impact-resistant materials

COLOR	PART #
Red	0506-1860



0701-0966



0701-0967



0701-0968



0701-0969



LARGE-CAPACITY GAS TANKS

- High-density polyethylene gas tank offers maximum fuel-carrying capacity
- All necessary hardware included (tank decals not included)

0701-0965



FITS MODEL	COLOR	GALLONS	PART #
HONDA			
CRF450R 21-22	Natural	2,6	0701-0956
	Black	2,6	0701-0957
CRF450RWE 21-22	Natural	2,6	0701-0956
	Black	2,6	0701-0957
CRF250R 22	Natural	2,6	0701-0956
	Black	2,6	0701-0957
KAWASAKI			
KLX250S W/ EFI 09-20	Black	2,7	0701-0966
KLX300 21	Black	2,7	0701-0966
KLR650 87-28	Green	6,6	0701-0967
KTM			
250 SX-F 19-22	Natural	3,0	0701-0968
	Black	4,5	0701-0965
250 XC-F 19-22	Natural	3,0	0701-0968
	Black	4,5	0701-0965
350 EXC-F 20-22	Natural	3,0	0701-0968
	Black	4,5	0701-0965
350 SX-F 19-22	Natural	3,0	0701-0968
	Black	4,5	0701-0965
350 XC-F 19-22	Natural	3,0	0701-0968
	Black	4,5	0701-0965

FITS MODEL	COLOR	GALLONS	PART #
KTM (CONT)			
350 XCF-W 20-22	Natural	3,0	0701-0968
	Black	4,5	0701-0965
450 EXC-F 20-22	Natural	3,0	0701-0968
	Black	4,5	0701-0965
450 EXC-F Six Days 20-22	Natural	3,0	0701-0968
	Black	4,5	0701-0965
450 SX-F 19-22	Natural	3,0	0701-0968
	Black	4,5	0701-0965
450 SX-F Factory Edition 18-21	Natural	3,0	0701-0968
	Black	4,5	0701-0965
450 XC-F 19-22	Natural	3,0	0701-0968
	Black	4,5	0701-0965
500 EXC-F 20-22	Natural	3,0	0701-0968
	Black	4,5	0701-0965
500 EXC-F Six Days 20-22	Natural	3,0	0701-0968
	Black	4,5	0701-0965
500 XCF-W 20-22	Natural	3,0	0701-0968
	Black	4,5	0701-0965
YAMAHA			
WR450F 12-15	Black	3	0701-0969



KROSSFLOW BILLET GAS CAP 2.0

- Seals better than stock with a nitrile rubber gasket
- CNC-machined from 6061 aluminum in an eye-catching design
- Black anodized finish

NOTE: Do not use this tank cap if you are driving with race fuel; gasket is not resistant to toluene and xylene.



FITS MODEL	PART #
CAN-AM	
Outlander 500 (G2L) 12-22	0520-3434
Outlander 500 MAX (G2) 12-15	0520-3434
Outlander 570 (G2)/570L (G2L/XMR) 15-22	0520-3434
Outlander 650/MAX (G2) 12-22	0520-3434
Outlander 650 XMR (G2) 16-22	0520-3434
Outlander 800/MAX 12-22	0520-3434
Outlander 850 MAX/XMR (G2) 16-22	0520-3434
Renegade 500 12-22	0520-3434
Renegade 570 (G2)/570 XMR 16-22	0520-3434
Renegade 800 (G2) 12-22	0520-3434
Renegade 850 (G2) 17-22	0520-3434

FITS MODEL	PART #
CAN-AM (CONT)	
Renegade 850 XMR (G2) 16-22	0520-3434
POLARIS	
RZR Pro XP/XP 4 20-22	0520-3434
RZR RS1 18-22	0520-3434
RZR XP/XP 4 Turbo 17-22	0520-3434
RZR XP Turbo S 18-22	0520-3434
RZR XP 4 Turbo S 19-22	0520-3434
RZR XP 1000 Turbo 16-20	0520-3434
Scrambler 850 14-22	0520-3434
Scrambler 1000 14-22	0520-3434
Scrambler XP 1000 S 20-22	0520-3434
Sportsman 400 05-14	0520-3434

FITS MODEL	PART #
POLARIS (CONT)	
Sportsman 450/500 06-22	0520-3434
Sportsman 550 09-15	0520-3434
Sportsman 570 14-22	0520-3434
Sportsman 570 EU 20-22	0520-3434
Sportsman 700 05-08	0520-3434
Sportsman 800 06-22	0520-3434
Sportsman 850 09-16	0520-3434
Sportsman 850 XP 17-22	0520-3434
Sportsman High Lifter 850/1000 16-22	0520-3434
Sportsman XP 1000 17-22	0520-3434
Sportsman XP 1000 S 20-22	0520-3434

SHIFTERS

- Smooth surfaces allow for better grip than plastic stock grips
- Adds an eye-catching design to the look of your vehicle
- Krossflow shifter is CNC-machined from a 6061 aluminum billet with a black anodized finish and the RJWC logo



FITS MODEL	PART #
CAN-AM	
Outlander 500 (G2L) 12-22	1110-0098
Outlander 500 MAX (G2) 12-15	1110-0098
Outlander 570 (G2)/570L (G2L/XMR) 15-22	1110-0098
Outlander 650/MAX (G2) 12-22	1110-0098
Outlander 650 XMR (G2) 16-22	1110-0098
Outlander 800/MAX 12-22	1110-0098
Outlander 850 MAX/XMR (G2) 16-22	1110-0098
Outlander 1000/MAX/XMR/XXC (G2) 12-22	1110-0098
Renegade 500 12-22	1110-0098

FITS MODEL	PART #
CAN-AM (CONT)	
Renegade 500 (G2)/570 XMR 16-22	1110-0098
Renegade 800 (G2) 12-22	1110-0098
Renegade 850 (G2) 17-22	1110-0098
Renegade 850 XMR (G2) 16-22	1110-0098
CF MOTO	
Cforce 500/520/550 17-22	1110-0098
Cforce 625 20-22	1110-0098
Cforce 850/1000 XC 18-22	1110-0098

KURYAKYN



0640-1525

DILLINGER BAR-END MIRRORS FOR HONDA GROM 125 14-20, 22

- Functional bar-end mirror option that delivers a rugged look, with redesigned mounting hardware specifically for Honda Groms
- Features aluminum construction with a machined stainless steel ball and nylon socket for smooth pivoting, easy adjustability and secure positioning
- Convex glass offers wider field of vision
- Compatible with most Grom models, 22,2 mm (7/8") or 25,4 mm (1") handlebars
- Mirror head measures approximately 10 cm x 10 cm (4" x 4")
- Sold each (can mount on throttle or clutch side)



0640-1526



DESCRIPTION	PART #	DESCRIPTION	PART #
Satin black	0640-1525	Silver	0640-1526



2020-2018

TRAILER WIRING AND RELAY HARNESSES FOR HONDA GL1800 GOLD WING 18-21

- Eliminate overloading stock lighting or accessory circuits
- 5-Wire Plus 1: Provides standard 5-wire output (run, brake, left turn, right turn, ground), does not include receptacle kits due to variance in trailer manufacturer requirements
- 4-Wire Plus 1: Provides standard 4-wire output (run, left turn/brake, right turn/brake, ground), includes flat-4 connector

DESCRIPTION	PART #	DESCRIPTION	PART #
5-wire Plus 1	2020-2018	4-wire Plus 1	2020-2017



2020-2017

- Both harnesses contain a "bonus wire" to provide fused 12V power to the trailer for compartment lights or security/keyless entry systems



30,5 CM (12'') APE HANGER HANDLEBARS FOR HONDA CMX1100 REBEL 21-22

- 25,4 mm (1'') tube steps down to 20,8 mm (7/8'') to mate to stock controls and runs a 25,4 mm (1'') clamp area
- Work with DCT and non-DCT models
- Textured black powdercoat finish

DESCRIPTION	PART #	END RISE	WIDTH	CENTER WIDTH	PULLBACK
Ape Hanger handlebars	0601-5879	30,5 cm (12'')	93 cm (36,5'')	30,5 cm (12'')	22 cm (8,75'')



CRASH SLIDER KIT

FOR HONDA CMX1100 REBEL 21-22

- Ride rebellious while protecting your bike
- Each slider is made from durable Derlin that is shatterproof and allows the bike to slide rather than digging in and flipping while also protecting the bike from road rash
- Front sliders mount through the front chassis while the rears mount to the upper shock mount
- Direct, bolt-on design for easy installation

DESCRIPTION	PART #
Crash slider kit	0505-2303

FORK LOWERING KIT

FOR HONDA CMX1100 REBEL 21-22

- Springs soak up small road bumps but are firm enough to absorb the big ones
- Reduce front end dive during braking and improve overall ride performance
- Kit includes components to lower bike 25,4 mm (1'') or 50,8 mm (2'')

NOTE: Requires disassembly of forks.

DESCRIPTION	PART #
Fork lowering kit	0416-0112



FORK SPRING KIT

FOR HONDA CMX1100 REBEL 21-22

- Direct replacement for existing fork springs
- Multi-rate fork springs eat small road bumps and are burly enough to handle big ones
- Springs setup the bike for optimal cornering control and are tuned to prevent bike drive, unlocking the potential of your machine

DESCRIPTION	PART #
Fork spring kit	0405-1196



HANDLEBAR/CABLE LINE INSTALL KIT

FOR HONDA CMX1100 REBEL 21-22

- Complete installation kit for 30,5 cm (12'') Burly ape hangers
- Kit includes extended brake line, extended clutch cable/clutch line, extended throttle/idle cables as required and all necessary wiring extensions
- Kit comes in black vinyl
- Brake lines feature PTFE inner liner and heavy-duty stainless steel outer braid

NOTE: Kits are based on using 51 mm (2'') risers with Ape hanger-style handlebars.

DESCRIPTION	PART #
Handlebar cable/line install kit	0662-1092



HOT ROD MIRRORS

FOR HONDA CMX1100 REBEL 21-22

- Inspired by traditional 50's style Hot Rods
- Feature smart ambidextrous stems to suit your taste and riding style
- Fully adjustable so you never lose sight
- M10-1.25 threaded stem
- Sold in pairs

DESCRIPTION	PART #
Hot Rod mirrors	0640-1576



RADAR MIRRORS

FOR HONDA CMX1100 REBEL 21-22

- Designed to provide ample visibility side-to-side and behind in spaces where peripheral vision is poor or non-existent
- Fully adjustable and vibration tested
- Mount to stock hand controls
- Made from billet aluminum
- M10-1.25 threaded stem
- Sold in pairs

DESCRIPTION	PART #
Radar mirrors	0640-1577





MX-STYLE BRAKE LEVER

FOR HONDA CMX1100 REBEL 21-22

- Add dirt bike style to your Rebel
- Perfect match for Burly's MX shifter and footpegs
- Constructed from steel and powdercoated satin black
- Sold each

DESCRIPTION	PART #
MX-style brake lever	1610-0648



MX-STYLE SHIFT LEVER

FOR HONDA CMX1100 REBEL 21-22

- Add dirt bike style to your Rebel
- Perfect match for Burly's MX brake lever and footpegs
- Constructed from steel and powdercoated satin black
- Sold each

DESCRIPTION	PART #
MX-style shift lever	1602-1441



SLAMMER SHOCKS

FOR HONDA CMX1100 REBEL 21-22

- Made famous by the Burly Slammer Suspension Kit, but now available on their own
- Stubby 267 mm (10,5") eye-to-eye measurement
- Pre-load adjustable to rider weight
- Sold in pairs

DESCRIPTION	PART #
Slammer shocks	1310-2291

SLASH CUT CHAIN GUARD

FOR HONDA CMX1100 REBEL 21-22


- Replace your plain and flimsy stock chain guard with a more sturdy and stylish unit
- Made from durable aluminum with slash-cut windows and powdercoated in a textured black finish

MX STYLE FOOTPEGS

FOR HONDA CMX1100 REBEL 21-22

- Billet aluminum is nice for dad's Bagger, but steel is the real deal and MX-style pegs from Burly are just that
- Inspired by the bear trap style of the 70's motocross machines
- Have an adjustable angle that will let you tune them to you liking
- Serrated edge will keep your feet planted
- Sold in pairs

DESCRIPTION	PART #	DESCRIPTION	PART #
Driver pegs	1620-2387	Passenger pegs	1620-2388



SLAMMER KIT

FOR HONDA CMX1100 REBEL 21-22

- Complete lowering kit includes 267 mm (10,5") shocks with springs and covers, and fork springs
- Easy-to-install fork springs that do not require the removal of forks
- Drop-in fork springs lower front end up to 50,8 mm (2")
- Shocks lower rear up to 64 mm (2 1/2")

DESCRIPTION	PART #
Slammer kit	1310-2290



SLASH CUT BRAKE LEVER

FOR HONDA CMX1100 REBEL 21-22

- Perfect match to Slash Cut accessories for the Honda Rebel
- Steel construction that has been powdercoated black
- Toe peg is billet aluminum with a black anodized finish
- Sold each

DESCRIPTION	PART #
Slash cut brake lever	1610-0649



DESCRIPTION	PART #
Slash cut chain guard	1202-0165



1620-2390

SLASH CUT FOOTPEGS FOR HONDA CMX1100 REBEL 21-22

- Machined from billet aluminum with a traction rubber sleeve
- Stylish and comfortable pegs mount directly to stock Honda Rebel clevis
- Sold in pairs

DESCRIPTION	PART #
Driver footpegs	1620-2389
Passenger footpegs	1620-2390



SLASH CUT GRIPS FOR HONDA CMX1100 REBEL 21-22

- Fit 22,4 mm (7/8") bars
- Add style and comfort
- CNC-machined from light billet aluminum and wrapped with a rubber sleeve to absorb vibration and increase grip
- Laser-engraved grip ends for added style
- Sold in pairs

DESCRIPTION	PART #
Slash cut grips	0630-2850

SLASH CUT REAR BRAKE RESERVOIR COVER FOR HONDA CMX1100 REBEL 21-22

- Upgrade stock plastic rear brake reservoir cover with a stylish, durable unit
- Formed from sturdy steel and features slash-cut windows
- Finished in textured black powdercoat
- Hardware included for easy, bolt-on installation

SLASH CUT SHIFT LEVER FOR HONDA CMX1100 REBEL 21-22

- Perfect match to Slash Cut accessories for the Honda Rebel
- Steel construction that has been powdercoated black
- Toe peg is billet aluminum with a black anodized finish
- Sold each

SLASH CUT FRONT SPROCKET COVER FOR HONDA CMX1100 REBEL 21-22

- Replaces stock sprocket cover, adding a slash window design to the left side of the Rebel engine
- Made from sturdy aluminum and powdercoated black
- Matches perfectly with other Slash Cut accessories


DESCRIPTION	PART #
Slash cut front sprocket cover	0950-0989



SLASH CUT RADIATOR GUARD FOR HONDA CMX1100 REBEL 21-22

- Stand out from the crowd and protect your bike
- Crafted from aircraft-grade aluminum for high strength and low weight
- Brings form and function to your machine
- Black powdercoat finish with slash-cut windows

DESCRIPTION	PART #
Slash cut radiator guard	1904-0299



DESCRIPTION	PART #
Slash cut rear brake reservoir cover	1731-0767



DESCRIPTION	PART #
Slash cut shift lever	1602-1442





SLASH CUT SIDE COVER SET FOR HONDA CMX1100 REBEL 21-22

- Features slash-cut windows and replaces with stock right and left side covers
- Textured black powdercoat finish
- Hardware included for simple bolt-on installation

DESCRIPTION	PART #
Slash cut side cover set	0504-0375



SLASH CUT TURN SIGNAL AND LICENSE PLATE KIT FOR HONDA CMX1100 REBEL 21-22

- Relocate and replace the bulky license plate mount and turn signals/brake light to bring them in tighter to the motorcycle
- Made from sturdy, 12-gauge stamped steel
- Features bright LED lights and slash-cut windows in a textured black powdercoat finish
- Includes all hardware for a direct, bolt-on installation

DESCRIPTION	PART #
Slash cut turn signal and license plate kit	2030-2158

SLASH CUT VERTICAL LED TAIL LIGHT AND LICENSE PLATE KIT

FOR HONDA CMX1100 REBEL 21-22


- Clean up the tail of the Honda Rebel with side-mount, dual-function, run/brake LED design
- Bracket is made from 12-gauge stamped steel with slash-cut windows
- Includes mounting hardware for direct bolt-on installation



DESCRIPTION	PART #
Slash cut vertical LED tail light and license plate kit	2030-2159

330 MM (13") STILETTO SHOCKS FOR HONDA CMX1100 REBEL 21-22

- High-performance damper with dual springs
- Main spring coil absorbs big hits and prevents bottoming while the secondary coil smooths out minor road imperfections
- Provide a plush ride that's not afraid to play rough
- May require modification to exhaust brackets to open up clearance for belt
- Sold in pairs



NOTE: Before purchasing or attempting to install shocks that are different than the OEM length, confirm that your wheel can be altered without causing clearance issues, such as swingarm/axle to exhaust contact as well as chain/belt guard or tire contact.


DESCRIPTION	PART #
Stiletto shocks	1310-2292

51 CM (20") TALL SISSY BAR FOR HONDA CMX1100 REBEL 21-22

- Classic-styled, one-piece sissy bar
- Sturdy, TIG-welded steel construction
- Mount to outside of fender rails for easy installation and removal
- Available in black powdercoat finish
- Includes compact black vinyl pad (measures 15 cm W x 8,3 cm H (6" x 3 1/4"))



DESCRIPTION	PART #
51 cm (20") tall sissy bar	1501-0755



VOYAGER SADDLEBAG MOUNT KIT FOR HONDA CMX1100 REBEL 21-22

- Easily attach and detach removable saddlebags
- Made from 1015 steel rods
- Includes left and right mount and all bolt-on hardware

DESCRIPTION	PART #
Voyager Saddlebag Mount Kit	3521-0195



LED ROAD FLARE SAFETY LIGHT

- Durable LED safety light produces 360-degree beacon of light
- Eight RED LEDs
- Three emergency modes, alternating white/red flash, red strobe or solid red illumination
- Can also be used as a flashlight
- Includes built-in metal hook for use as a stand or hanging the light
- Requires three AAA batteries
- Measures 7,75 cm L x 7,75 cm W x 5 cm H (3.07" L x 3.07" L x 1,97" H)



DESCRIPTION

LED Road Flare Safety Light


PART

3850-0581



SXS LICENSE PLATE MOUNT FOR HONDA TALON FOR ALL HONDA TALON MODELS

- Durable ABS plastic mount clips onto the OEM rear muffler protector providing mounting location for 10 cm x 17,75 cm (4" x 7") license plate
- Clean and simple installation
- Secures with two factory mounting bolts



DESCRIPTION

License plate mount

PART

2030-2156



2001-2490



2001-2489

PROBEAM LED FOG LIGHTS

- Utilize Cree LEDs to produce a superior beam pattern with a super-bright LED halo
- Plug-and-play wire harness
- 20 watts, 430 lumens
- Short circuit and thermal overload protection
- Measures 8 cm L x 6 cm D (3.2" L x 2,36" D)
- Sold in pairs

COLOR

FITS 20-22 INDIAN CHALLENGER/CHALLENGER DARK HORSE AND CHALLENGER LIMITED MODELS

Black

Chrome

PART

2001-2489

2001-2490

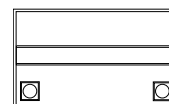
YUASA BATTERY

AGM MAINTENANCE-FREE BATTERIES

- Special absorbed-glass mat battery eliminates water loss, permitting the battery to be permanently sealed once it is filled with acid
- Truly the world's finest "install it and forget it" motorcycle battery
- Acid pack included, except where noted as Factory-Activated

NOTE: Factory-activated batteries should be charged once a month when not in service.

2113-0880

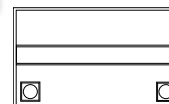


YUASA REFERENCE #	CAPACITY AH (10H-R)	COLD CRANKING AMPS @ -18 °C (0 °F)	LENGTH	WIDTH	HEIGHT	APPROX. WEIGHT W/ ACID	TERMINAL CONFIGURATION	PART #
YTX4L (Factory-Activated)	3	50	114 mm (4 ¹ / ₂ "	71 mm (2 ¹³ / ₁₆ "	86 mm (3 ³ / ₈ "	1,5 kg (3,4 lb)	-	+ 2113-0886
YTZ5S (Factory-Activated)	3,5	65	113 mm (4 ⁷ / ₁₆ "	70 mm (2 ³ / ₄ "	86 mm (3 ³ / ₈ "	1,6 kg (3,5 lb)	-	+ 2113-0889
YTX5L (Factory-Activated)	4	80	114 mm (4 ¹ / ₂ "	71 mm (2 ¹³ / ₁₆ "	106 mm (4 ³ / ₁₆ "	1,9 kg (4,2 lb)	-	+ 2113-0881
YTX7A (Factory-Activated)	6	105	152 mm (6"	87 mm (3 ⁷ / ₁₆ "	95 mm (3 ³ / ₄ "	2,9 kg (6,3 lb)	+	- 2113-0882
YTX7L (Factory-Activated)	6	100	114 mm (4 ¹ / ₂ "	71 mm (2 ¹³ / ₁₆ "	132 mm (5 ³ / ₁₆ "	2,8 kg (6,1 lb)	-	+ 2113-0887
YT7B (Factory-Activated)	6,5	120	152 mm (6"	65 mm (2 ⁹ / ₁₆ "	94 mm (3 ¹¹ / ₁₆ "	2,7 kg (5,9 lb)	+	- 2113-0883
YT9B (Factory-Activated)	8	115	152 mm (6"	70 mm (2 ³ / ₄ "	105 mm (4 ¹ / ₈ "	4 kg (8,7 lb)	+	- 2113-0884
YTX9 (Factory-Activated)	8	135	152 mm (6"	87 mm (3 ⁷ / ₁₆ "	106 mm (4 ³ / ₁₆ "	3 kg (6,6 lb)	+	- 2113-0491
YT12A (Factory-Activated)	10	175	152 mm (6"	87 mm (3 ⁷ / ₁₆ "	106 mm (4 ³ / ₁₆ "	3,5 kg (7,7 lb)	+	- 2113-0879
YT12B (Factory-Activated)	10	210	152 mm (6"	70 mm (2 ³ / ₄ "	130 mm (5 ¹ / ₈ "	4,1 kg (9 lb)	+	- 2113-0880
YTX12 (Factory-Activated)	10	180	152 mm (6"	87 mm (3 ⁷ / ₁₆ "	130 mm (5 ¹ / ₈ "	4,2 kg (9,2 lb)	+	- 2113-0756
YT14B (Factory-Activated)	12	210	156 mm (6 ¹ / ₈ "	70 mm (2 ³ / ₄ "	146 mm (5 ³ / ₄ "	5,4 kg (11,8 lb)	+	- 2113-0890
YTX14 (Factory-Activated)	12	200	152 mm (6"	87 mm (3 ⁷ / ₁₆ "	146 mm (5 ³ / ₄ "	4,6 kg (10,1 lb)	+	- 2113-0757
YTX16 (Factory-Activated)	14	230	152 mm (6"	87 mm (3 ⁷ / ₁₆ "	162 mm (6 ³ / ₈ "	5,7 kg (12,6 lb)	+	- 2113-0885
YT19BL (Factory-Activated)	17,7	170	184 mm (7 ¹ / ₄ "	81 mm (3 ³ / ₁₆ "	170 mm (6 ¹ / ₁₆ "	5,66 kg (12,5 lb)	-	+ 2113-0888
YTX20 (Factory-Activated)	18	270	175 mm (6 ⁷ / ₈ "	87 mm (3 ⁷ / ₁₆ "	156 mm (6 ¹ / ₈ "	6,3 kg (13,9 lb)	+	- 2113-0761

GYZ FACTORY-ACTIVATED AGM MAINTENANCE-FREE BATTERY

- AGM (Absorbed Glass Mat) separators with superior grid and component designs
- Improved charge recovery capability from a deeply discharged condition
- Longer shelf life
- Improved life cycle performance
- Extreme vibration resistance
- Supplied "factory-activated" (filled, sealed and charged at the factory)
- Heavy-duty, flush-mounted terminals; embedded brass nut
- Upgrade for customized motorcycles requiring the best performance

NOTE: Factory-Activated batteries should be charged once a month when not in service.



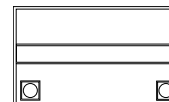
YUASA REFERENCE #	CAPACITY AH (10H-R)	REGULAR CHARGE CURRENT (AMP)	COLD CRANKING AMPS @ -18 °C (0 °F)	LENGTH	WIDTH	HEIGHT	APPROX. WEIGHT W/ ACID	TERMINAL CONFIGURATION	PART #
GYZ16HL	16	1,6	240	175 mm (6"	87,3 mm (3 ⁷ / ₁₆ "	146 mm (5 ³ / ₄ "	5,6 kg (12,4 lb)	-	+ 2113-0357

YTZ FACTORY-ACTIVATED AGM MAINTENANCE-FREE BATTERIES

- Packs more power, discharges less in storage and has a longer life than conventional batteries
- Spill-proof design and construction have passed vibration and pressure differential spill-proof tests

NOTE: Factory-Activated batteries should be charged once a month when not in service.

YTZ10S

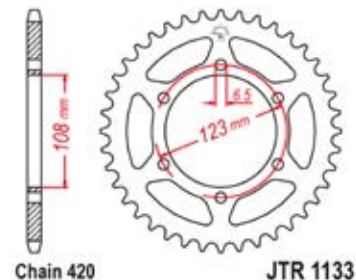


YUASA REFERENCE #	CAPACITY AH (10H-R)	REGULAR CHARGE CURRENT (AMP)	COLD CRANKING AMPS @ -18 °C (0 °F)	LENGTH	WIDTH	HEIGHT	APPROX. WEIGHT W/ ACID	TERMINAL CONFIGURATION	PART #
YTZ7S	6	0,6	130	113 mm (4 ⁷ / ₁₆ "	70 mm (2 ³ / ₄ "	105 mm (4 ¹ / ₈ "	2 kg (4,6 lb)	-	+ YTZ7S
YTZ8V	7	0,7	120	113 mm (4 ⁷ / ₁₆ "	70 mm (2 ³ / ₄ "	130 mm (5 ¹ / ₈ "	2,7 kg (6 lb)	-	+ 2113-0492
YTZ10S	8,6	0,9	190	152 mm (6"	87 mm (3 ⁷ / ₁₆ "	94 mm (3 ¹¹ / ₁₆ "	3,2 kg (7 lb)	+	- YTZ10S
YTZ12S	11	1,1	210	152 mm (6"	87 mm (3 ⁷ / ₁₆ "	111 mm (4 ³ / ₈ "	3,7 kg (8,1 lb)	+	- YTZ12S
YTZ14S	11,2	1,1	230	152 mm (6"	87 mm (3 ⁷ / ₁₆ "	111 mm (4 ³ / ₈ "	3,9 kg (8,6 lb)	+	- YTZ14S



JT SPROCKETS

- Computer-designed to achieve ultimate strength at minimum weight
- JT combines leading-edge technology with top materials to produce the ultimate quality sprocket range with unbeatable value
- Every sprocket meets or exceeds the highest possible quality standards set for the motorcycle industry
- Sprockets are heat-treated and bead-blasted to reduce material surface tension
- Made with top-quality-grade C45 high-carbon steel



FITS MODEL	STOCK GEARING	STOCK CHAIN	REAR SIZE	PART #
APRILIA				
50 SX E4 2T LC 18-20	Nov-59	420-134	59	1210-2672
50 SX Factory E4 2T LC 18-20				
DERBI				
50 Senda SM X-treme 18-20	Nov-59	420-134	59	1210-2672
50 Senda SM X-treme camo 20				
50 Senda SM Racing 18-20				
GILERA				
50 SMT 18	Nov-59	420-134	59	1210-2672

EBC BRAKES

BRAKE PADS AND SHOES

“R” SINTERED METAL LONG LIFE BRAKE PADS

- Offer maximum durability and excellent brake performance
- Constructed with sintered bronze for long brake pad life
- Best for use in mud, dust, sand or wet conditions

FITS MODEL	POSITION	COMPOUND	PART #
FANTIC			
XE 125 (2T) 21-22	Front	R Sintered	1721-3225
		TT Sport	1720-0825
XX 125 (2T) 21-22	Front	R Sintered	1721-3225
		TT Sport	1720-0825
XX 250 21-22	Front	R Sintered	1721-3225
		TT Sport	1720-0825
XEF 250 21-22	Front	R Sintered	1721-3225
		TT Sport	1720-0825
XEX 250 21-22	Front	R Sintered	1721-3225
		TT Sport	1720-0825
XEF 450 21-22	Front	R Sintered	1721-3225
		TT Sport	1720-0825

“TT” SPORT CARBON BRAKE PADS

- Carbon graphite pads blended with Aramid fibers
- Low heat generation
- Best for use in dry conditions, not recommended for mud, water or sand
- Low price point

FITS MODEL	POSITION	COMPOUND	PART #
FANTIC (CONT)			
XXF 450 21-22	Front	R Sintered	1721-3225
		TT Sport	1720-0825
YAMAHA			
YZ250F 19-22	Front	R Sintered	1721-3225
		TT Sport	1720-0825
YZ450F 19-22	Front	R Sintered	1721-3225
		TT Sport	1720-0825
WR250F 20-22	Front	R Sintered	1721-3225
		TT Sport	1720-0825
WR450F 19-22	Front	R Sintered	1721-3225
		TT Sport	1720-0825





EBC BRAKES

CX EXTREME™ FRONT VEE ROTOR™ FOR KTM

- Heat-treated and tempered stainless steel construction
- New-design rotor profile delivers improved brake performance and is self-cleaning
- Weighs less than the OE rotor and looks great
- Sold each

FITS MODEL	PART #	FITS MODEL	PART #	FITS MODEL	PART #
KTM		KTM (CONT)		KTM (CONT)	
SX-F 250 Prado 20	1711-1844	EXC 300 Six Days 15-20	1711-1844	EXC-F 500 15-20	1711-1844
SX-F 450 Factory Edition 18-20	1711-1844	EXC-F 250 Six Days 15-20	1711-1844	XC-W 300 15-18	1711-1844
EXC 125 15-16	1711-1844	EXC-F 350 Six Days 15-20	1711-1844	XCF-W 350 15-16	1711-1844
EXC 250 Six Days (2T) 15-20	1711-1844	EXC-F 450 Six Days 15-20	1711-1844		





UNBREAKABLE PIVOT CLUTCH AND BRAKE LEVERS

- Lever shape designed for maximum ergonomics
- Made of aircraft-grade aluminum alloy using CNC machining
- Strong and durable mechanism

CLUTCH/BRAKE LEVER SETS

FITS MODEL	COLOR	PART #
GAS GAS		
MC 65/85 21-22	Black	0613-1979
MC/MCF/EX/EXF 125/ 250/350/450 21-22	Black	0613-1977
	Red	0613-1978
EC/ECF 22	Red	0613-1992
	Blue	0613-1993
HUSQVARNA		
TC 65/85 14-21	Black	0613-1979
TC 250/300 14-16	Black	0613-1977
	Red	0613-1978

FITS MODEL	COLOR	PART #
HUSQVARNA (CONT)		
FC 250/350/450 14-15	Black	0613-1977
	Red	0613-1978
TE/FE 250/350/ 450/501 22	Red	0613-1992
	Blue	0613-1993
KTM		
SX 65/85 14-22	Black	0613-1979
SX 125 16-22	Black	0613-1977
	Red	0613-1978

FITS MODEL	COLOR	PART #
KTM (CONT)		
EXC 125 17-22	Black	0613-1977
	Red	0613-1978
SHERCO		
SE 250/300/450 15-22	Black	0613-1977
	Red	0613-1978
SEF 250/300/ 450 13-14	Black	0613-1977
	Red	0613-1978

BRAKE LEVERS

FITS MODEL	COLOR	PART #
BETA		
RR (all models except 50/125) 05-21	Red	0613-1984
GAS GAS		
MC/MCF/EX/EXF 125/ 250/350/450 21	Red	0614-1758
HONDA		
CRF 250/450 02-06	Red	0613-1984
HUSQVARNA		
TC (all except 65/85) 14-21	Red	0614-1758

FITS MODEL	COLOR	PART #
HUSQVARNA (CONT)		
FC (all except 65/85) 14-21	Red	0614-1758
FE (all except 65/85) 14-17	Red	0614-1758
TE (all except 65/85) 14-17	Red	0614-1758
KTM		
SX (all except 65/85) 14-21	Red	0614-1758

FITS MODEL	COLOR	PART #
KTM (CONT)		
SXF (all except 65/85) 14-21	Red	0614-1758
EXC (all except 65/85) 14-21	Red	0614-1758
EXCF (all except 65/85) 14-21	Red	0614-1758
SHERCO		
SE 250/300 15-21	Red	0614-1758

CLUTCH SLAVE CYLINDER

- Designed to avoid problems when mud and rocks move the chain off the sprocket
- For Brembo clutch cylinder
- Made of 6082 aircraft aluminum CNC-machined
- Anodized red finish

FITS MODEL	PART #
HUSQVARNA	
TC/TE 250/300 14-16	1132-1619
FE/FC 450/501 14-21	1132-1619

FITS MODEL	PART #
KTM	
SX/EXC 250/300 06-16	1132-1619
EXC-F 250-07-13	1132-1619
EXC-F 400/450/500 08-21	1132-1619

FITS MODEL	PART #
KTM (CONT)	
SX-F 250 07-12	1132-1619
SX-F 450 13-21	1132-1619





LAUNCH CONTROLS

- The choice of the world's best teams
- Can be fit without removing the fork from the triple clamps
- Measure the outer ID of your fork tube to select the correct diameter size for your bike

DIAMETER	COLOR	PART #
54/55 mm	Orange	0412-0557
57 mm	Orange	0412-0558



0412-0557



0412-0559



0412-0560

DIAMETER	COLOR	PART #
57 mm	Blue	0412-0559
57 mm	Green	0412-0560

DIAMETER	COLOR	PART #
59 mm	Red	0412-0555
59 mm	Green	0412-0556



LIGHT AXLE BLOCKS

- Allow for the changing of the sprocket without moving the chain setting

FITS MODEL	COLOR	PART #
GAS GAS		
EC/ECF 250/300/350 21-22	Red	1231-1556
MC/MCF/EX/EXF 125/250/300/350/450 21-22	Red	1231-1557
HUSQVARNA		
TE/FE (all) 14-22	Red	1231-1556
FC 250/350/450 14-15	Red	1231-1556
FC 250/350/450 16-22	Red	1231-1557



1231-1557



1231-1553



1231-1554

FITS MODEL	COLOR	PART #
HUSQVARNA (CONT)		
TC 125 14-15	Red	1231-1556
TC 125 16-22	Red	1231-1557
TC 250 14-16	Red	1231-1556
TC 250 17-22	Red	1231-1557
FS 450 15-22	Red	1221-1557
KAWASAKI		
KXF 250 17-22	Green	1231-1553
	Blue	1231-1554

FITS MODEL	COLOR	PART #
KAWASAKI (CONT)		
KXF 450 16-22	Green	1231-1553
	Blue	1231-1554
KTM		
SX/SXF (all) 04-12	Red	1231-1556
SX/SXF (all) 13-22	Red	1231-1557
EXC/EXCF (all) 04-22	Red	1231-1556



TRIPLE CLAMPS

- Designed for maximum lightweight
- High-quality, CNC-machined aircraft-grade aluminum

FITS MODEL	OFFSET	COLOR	PART #
GAS GAS			
MC85-21-22	14	Red	0603-1051
HUSQVARNA			
TC85 14-22	14	Red	0603-1051



0603-1062

FITS MODEL	OFFSET	COLOR	PART #
KAWASAKI			
KXF 250 21-22	23	Green	0603-1062
KXF 450 19-22	23	Green	0603-1062
KTM			
SX85 06-21	14	Red	0603-1051

RX1 PRO

- Replacement ECU unit will maximize the performance of your machine without compromise
- ECU map provided will work with stock engine configuration and race exhaust
- More overall power with improved throttle and acceleration response
- WiFiCom ready; allows you to fine-tune engine parameters such as injection, ignition and rev limit using a smartphone or tablet (RX1 and RX1 Pro applications) using the WiFiCom connecting cable PART #1020-2778 (sold separately)



- Easy plug-and-play installation
- For the complete line of GET RX1 Pro ECU units, see page 1494 of the 22 Parts Europe Offroad catalog



1020-3516

1020-3516

FITS MODEL	PART #
HONDA	
CRF 250 R 22	1020-3517
CRF 450 R 21-22	1020-3516

FITS MODEL	PART #
KAWASAKI	
KX 250 21-22	1020-3520
KX 450 21	1020-3518
KX 450 22	1020-3519

FITS MODEL	PART #
YAMAHA	
YZ 250 F 21-22	1020-3522
WR 250 F 22	1020-3523
WR 450 F 22	1020-3521



E-BIKE CLEAN, PROTECT AND LUBE KIT

- Contains all of the following:

E-BIKE ALL-WEATHER LUBE

- Specifically formulated for E-bike chains
- For long-distance all-weather on/off-road riding
- High-performance synthetic formulation for maximum protection

NANO TECH BIKE CLEANER

- Safe on all parts and surfaces, including carbon fiber
- Will not harm seals, cables, brake pads or rotors
- Safe on anodized metal
- Alkaline based and free from CFCs, solvents or acids
- Nano Tech Formula cleans on a molecular level
- Biodegradable

EXPANDING MICROCELL SPONGE

- Compact
- Ergonomic shape for maximum comfort and ease of use
- Vacuum packed

MO-94


- Frees seized parts
- Disperses moisture to prevent rust and corrosion
- Provides light lubrication for moving parts
- Reduces metal to metal contact
- Prevents dirt adhesion
- Cuts down on friction to improve component efficiency
- Weight – 400 g
- Biodegradable



DESCRIPTION	PART #
E-bike clean, protect and lube kit	3704-0396




3550-0322



3550-0323



3550-0324



3550-0325

ESSENTIAL CASES

- Constructed from rugged, water-repellent, 900D polyester
- YKK® Aqua guard water-repellent zip
- MOLLE webbing straps for attaching MOLLE accessories or onto other bags
- Inner zip pocket to store keys, cash or coins
- Inner divider pocket for phone or cards
- Fits plus-sized smartphones



3550-0326



3550-0327

DESCRIPTION	PART #	DESCRIPTION	PART #	DESCRIPTION	PART #
Rainproof, black	3550-0322	Green	3550-0324	Rainproof, hi-viz	3550-0326
Bolt, pink/black/gray	3550-0323	Silver	3550-0325	Camo	3550-0327

E-BIKE ESSENTIALS KIT

- Essentials kit includes the following:

NANO TECH BIKE CLEANER - 1 L

- Safe on all parts and surfaces, including carbon fiber
- Will not harm seals, cables, brake pads or rotors
- Safe on anodized metal
- Alkaline based and free from CFCs, solvents, or acids
- Nano Tech Formula cleans on a molecular level
- Biodegradable

BIKE PROTECT - 500 ML

- High-performance formula leaves dry, non-sticky protective film
- Safe on frame, metal parts, plastics, rubber, paint, and carbon fiber
- Drives out excess moisture
- Prevents dirt adhesion
- Light lubricant coats moving parts
- Quick and easy to use
- 500 ml aerosol spray

E-BIKE DRY WEATHER LUBE - 50 ML

- Creates a dry ceramic coating for increased durability and dry condition performance
- Contains Boron Nitride compounds
- Ceramic compounds provide ultra-low friction for unparalleled lubrication
- Non-dust attracting - excels in dry and dusty conditions
- Utilizes biodegradable organic compounds
- Ideal for road and off-road
- Integral UV tracer dye - aids accurate application to ensure total protection

BIO DEGREASER - 500 ML

- Bio Formula easily cuts through tough grease
- Can be used on chains, gears, mechanics, and individual components
- Water-soluble formula for easy cleaning
- Works on the tough waterproof grease and chain wax
- Weight - 500 g

CLAW BRUSH

- Ideal for chains, cassettes, mechanics, and sprockets
- Scraper for mud declogging
- Durable ultra-stiff nylon brushes ensure even the toughest of grime can be cleared
- Features three brush heads

EXPANDING MICROCELL SPONGE

- Ergonomic shape for maximum comfort and ease of use
- Suitable for all types of vehicles
- Place it in water and watch it grow



DESCRIPTION	PART #
E-bike Essentials kit	3704-0397



E-BIKE ULTIMATE KIT

- Covers all the bases when it comes to cleaning, protecting, and lubing your bike
- Includes E-Bike Dry and Wet lube, Nano Tech bike cleaner, Drivetrain cleaner, HCB-1, MO-94, Microcell sponge, claw brush, two-prong brush, soft washing brush, and microfiber cloth
- Also comes with a toolbox for convenient storage

DESCRIPTION	PART #
E-bike Ultimate kit	3704-0398

MOTO MESH LONG-SLEEVE JERSEY

- Long-sleeve jersey in a low-key design
- Made from breathable 100% BCI (Better Cotton Initiative) cotton Airmesh fabric
- Comfortable and light weight for cooler days
- Wear on its own or underneath a motorcycle jacket



SIZE	BLACK/GRAY	SIZE	BLACK/GRAY
XS	5120-0326	L	5120-0328
S	5120-0327	XL	5120-0329
M	5120-0331	2X	5120-0330



RIDER GLOVES

- Handmade for superior fit and quality
- 4-way stretch breathable polyester top hand construction
- Pre-formed hand shape provides an ergonomic fit
- Perforated one-piece polyester microfiber palm wicks moisture

- Flexible and breathable neoprene slip-on cuff
- Silicone printed palm and fingers for enhanced grip
- Thumb overlay panel for durability
- Microfiber thumb features a sweat wiper

SIZE	(A) CAMO	(B) GREEN	(C) BOLT	(D) BLACK	(E) GRAY
XS	-	3360-0246	-	-	3360-0262
S	3360-0241	3360-0247	3360-0252	3360-0257	3360-0263
M	3360-0242	3360-0248	3360-0253	3360-0258	3360-0264
L	3360-0243	3360-0249	3360-0254	3360-0259	3360-0265
XL	3360-0244	3360-0250	3360-0255	3360-0260	3360-0266
2X	3360-0245	3360-0251	3360-0256	3360-0261	3360-0267



TECHNICAL SOCKS

- Sculpted, seamless fit reduces rubbing
- Contoured compression supports feet and promotes circulation
- Super-tight weave for high durability
- Shape retention

SIZE	(F) GREEN	(G) BLACK
3-5	3431-0782	3431-0785
6-8	3431-0783	3431-0786
9-11	3431-0784	3431-0787

TOOL BOTTLE

- Keeps inner tubes, gas canisters, gels, keys, money, smartphone, and any other small items with you at all times
- Suitable for use in road cycling, mountain biking or cyclocross
- Fits into any standard-sized bottle cage
- Easily washed after a muddy ride
- Fully waterproof
- Holds 450 ml of liquid



DESCRIPTION	PART #
Tool bottle	4920-0012



SKID PLATE

FOR CAN-AM RYKER 20-22

- Protects the undercarriage, especially the fragile plastic clutch housing
- Constructed from one-piece of heavy-duty aluminum
- Allows easy access to oil drain plug
- Includes all necessary hardware and instructions
- Measures 2.6 mm thick and 26,5 cm (10.5") wide



DESCRIPTION

Skid plate

PART

0505-2293

RYKER HANDLEBAR RISERS

FOR CAN-AM RYKER 20-22

- Riser provides easy handlebar re-positioning on 2020 and newer Can-Am Ryker models
- Riders can pick from two positions to enhance comfort on longer rides
- Made from billet aluminum for superior strength and durability, this riser allows a maximum of 51 mm (2") of upward positioning and 22 mm (7/8") forward/backward adjustment from stock
- Comes with all required hardware and instructions



DESCRIPTION

Ryker handlebar risers

PART

0602-1358

PASSENGER BACKREST FOR RYKER

FOR CAN-AM RYKER 19-21

- Can be adjusted 25 mm (1") vertically and 76 mm (3") horizontally based on rider dimensions and preference for increased comfort
- Complete with all the needed hardware and easy-to-follow instructions 16,5 cm x 25 cm (6-1/2" x 9-3/4") full support backrest pad



DESCRIPTION

Passenger backrest

PART

0822-0508



1510-1061



1510-1062

TOUR LUGGAGE RACKS FOR HONDA GL1800 GOLD WING 21

- Custom designed to match the lines of the Honda F6B
- Can mount with the OEM mount or with Show Chromes Tour Luggage Rack Mount - see Related Products

DESCRIPTION	PART #
Chrome	1510-1061

- Accommodates large touring bags
- Comes with custom rubber grommets which create a water-tight seal keeping the elements out
- Hardware and detailed instructions included

DESCRIPTION	PART #
Black	1510-1062



ADJUSTABLE HIGHWAY PEG

- Perfect for riders looking to rest their legs and ease knee discomfort on long rides
- Feature 15+ different mounting positions to allow riders to find their perfect comfort zone
- 10 cm x 51 mm (4" x 2") non-slip, rubber surface for increased comfort and safety



DESCRIPTION	PART #
Adjustable highway peg	1620-2369

RADIATOR GRILLE FOR CAN-AM RYKER 19-22

- Replace the stock OEM plastic covers



DESCRIPTION	PART #
Radiator grille	1904-0298



SUPREMA SPINA TIRE WARMERS

- Radial heating cable in PTFE for reduced heating time and uniform heat distribution
- TNT heating system self-regulates at 90-95 °C without thermostat
- Special external coating is impermeable to any liquid
- Anti-wear and fireproof inner lining
- Silicone power cable is resistant up to 200 °C
- Hook-and-loop closure

DESCRIPTION	PART #
SIZE M/XXL FITS FRONT 115-120-125/17" FRONT AND 200/60/17" REAR	
(A) Black	0362-0044
(B) Blue	0362-0045

- Operation check lamp
- Interior is HEAT SPREADER fabric that is highly conductive and made with specific noble alloys which is capable of spreading the heat perfectly
- Electric absorption for single tire warmer: size S 200 watt, size M 300 watt, size L 400 watt, size XL 500 watt, size XXL 550 watt, size 18" 300 watt

DESCRIPTION	PART #
SIZE M/XXL FITS FRONT 115-120-125/17" FRONT AND 200/60/17" REAR (CONT)	
(C) Red	0362-0046
(D) Green	0362-0047



SUPEREMA VISION TIRE WARMERS

- Includes ultra-compact control unit (only 8 mm thickness) integrated directly into tire warmer; displays initial setting temperature range and actual tire temperature in choice of °C or °F
- Radial heating cable in PTFE for reduced heating time and uniform heat distribution
- Adjustable heating system from 30-100 °C without thermostat
- Special external coating is impermeable to any liquid
- Anti-wear and fireproof inner lining
- Silicone power cable is resistant up to 200 °C
- Hook-and-loop closure
- Interior is HEAT SPREADER fabric that is highly conductive and made with specific noble alloys which is capable of spreading the heat perfectly
- Electric absorption for single tire warmer: size S 300 watt, size M 400 watt, size L 500 watt, size XL 600 watt, size XXL 800 watt

DESCRIPTION	PART #
SIZE M/XXL FITS FRONT 115-120-125/17" FRONT AND 200/60/17" REAR	
(A) Black	0362-0048
(B) Red	0362-0049



DESCRIPTION	PART #
SIZE M/XXL FITS FRONT 115-120-125/17" FRONT AND 200/60/17" REAR (CONT)	
(C) Blue	0362-0050



T500 WATER BOTTLES

- Can be used as a thermal bottle with insert (500 ml capacity) or without (650 ml capacity)
- Perfect for trail riding, gym sessions or long walks
- Compact design with a four-hour thermal capacity
- BPA-free construction with interior foam and an aluminum membrane
- 223 mm height
- Protective cap
- Complies with Food Contact Regulation: 10/2011



COLOR	PART #	COLOR	PART #	COLOR	PART #
(A) Black/gray	4920-0013	(B) Black/red	4920-0014	(C) White/red	4920-0015

R550 WATER BOTTLES

- High-performance design weighs only 53 grams
- Ergonomic design makes it easier to grab
- BPA-free polypropylene construction
- High-flow channel with super soft tip
- Printed scale on side of bottle with see-through stripe
- 550 ml capacity
- Also available with Bottle Cage Pro Evo
- Complies with Food Contact Regulation 10/2011

BOTTLE CAGE PRO EVO

- Extremely lightweight at only 33 grams
- Clever design lets you remove bottle from a variety of different angles
- Also suitable for small bikes and sloping frames that do not offer much space
- Bottle Cage Pro Evo also available separately; see page 25



COLOR	R550 BOTTLE ONLY	R550 BOTTLE + BOTTLE CAGE PRO EVO
(D) Clear	4920-0016	4920-0024¹
(E) White	4920-0017	4920-0025
(F) Red	4920-0018	4920-0026
(G) Black	4920-0019	4920-0027

¹Gray Bottle Cage Pro.

TOOL BOTTLE

- Easily holds spare tube, tire levers, multi-tool or some puncture patches with its 600 ml capacity (tools not included)
- Stores in holder like a conventional bottle
- Wide 60 mm opening
- Hermetic and waterproof to carry your tools and protect them in case of rain
- Complies with Food Contact Regulations and is dishwasher safe (to 50 °C maximum)

DESCRIPTION	PART #
Tool bottle	4920-0030





PREMIUM BOTTLE CAGES

- Tough rubber construction
- Adjusts 70-80 mm
- Compatible with most bottles on the market; bottle not included
- Mounting screws not included

COLOR	PART #
(A) Black	4920-0028

COLOR	PART #
(B) White	4920-0029



BOTTLE CAGE PRO EVO

- Extremely lightweight at only 33 g
- Clever design lets you remove bottle from a variety of different angles
- Also suitable for small bikes and sloping frames that do not offer much space
- Stainless steel screws included

COLOR	PART #
(C) Black/gray	4920-0020
(D) Black/white	4920-0021

COLOR	PART #
(E) Black/red	4920-0022
(F) Black	4920-0023



4950-0062



4950-0063

CROSS COUNTRY MUDGUARDS

- Quick-release system uses lever fastener to install/remove mudguard
- Front mudguard compatible with disc or V-brakes and fits suspension/rigid forks with 16-35 mm interior head tubes
- Rear mudguard fits 24-36 mm seat post tubes
- Both mudguards are compatible with 26", 27,5" and 29" wheels

DESCRIPTION	LENGTH (MM)	PART #
Front	560	4950-0062
Rear	510	4950-0063



MUD-SLIM FRONT MUDGUARD

- Perfect choice for those looking for discreet and lightweight mud protection
- Can be attached to front forks or to saddle rails
- No tools are required for fitting
- Includes four reusable zip ties
- 325 mm length

DESCRIPTION	PART #
Front mudguard	4950-0067



4950-0064



4950-0065



4950-0066

S-MUD REAR MUDGUARDS

- Offers mud and splash protection for all bikes and all styles of cycling.
- Compatible with 7 mm round saddle rails
- Fits 26"-29" wheels
- Simple mounting system (no tools needed) allows rider to easily remove mudguard in drier weather conditions or for safer transport avoiding any damage

DESCRIPTION	LENGTH (MM)	PART #
Short	350	4950-0064
Long	460	4950-0065
MTB specific	380	4950-0066

Polisport

Performance Plastics

**SPORT RIDE HELMETS**

- Designed specifically for MTB or trekking
- Lightweight, comfortable design
- Comfortable chin and inner pads
- Adjustable dial retention system for a better fit
- Soft straps lock into a three-point safety harness
- Removable visor
- Medium fits 54-58 cm heads; Large fits 58-62 cm heads
- Tested and certified to standard EN 1078

COLOR	MEDIUM	LARGE
(A) Fuchsia/black	0151-0264	0151-0265
(B) Lime green/black	0151-0266	0151-0267
(C) Orange/black	0151-0268	0151-0269
(D) White/black	0151-0270	0151-0271
(E) Dark gray/black	0151-0272	0151-0273

Polisport

Performance Plastics



A



B



C



D

**XS KIDS' PREMIUM BICYCLE HELMETS**

- Tough in-mold construction and comfortable vented design
- Expanded protective area to increase safety and durability
- Adjustable dial retention system for a better fit
- 2-point safety harness
- Two rear reflective stickers increase the visibility on the road
- Built-in LED light for PART #S 0151-0257 and 0151-0258

- Convenient washable padding
- Bug net at the front helps keep head protected
- Includes child bottle and child bottle cage
- XS size fits 48-52 cm child heads
- Tested and certified to standard EN 1078

DESCRIPTION	PART #
(A) Mermaid w/ LED	0151-0257
(B) Fun Trip w/ LED	0151-0258

DESCRIPTION	PART #
(C) Spaceships (no LED)	0151-0256
(D) Lollipops (no LED)	0151-0255

Polisport

Performance Plastics

**XS KIDS' HELMETS**

- 10 cooling vents protected on the front side with a bug net
- Convenient washable padding
- Helmet adjusts to fit using its unique easy-lock system
- 3-point safety harness for a better fit
- XS size fits 46-53 cm child heads
- Tested and certified to standard EN 1078

DESCRIPTION	PART #	DESCRIPTION	PART #
(A) Race	0151-0259	(D) Balloons	0151-0262
(B) Popstar	0151-0260	(E) Pinky Cheetah	0151-0263
(C) Princess	0151-0261		



YOUTH BALANCE BIKES

- The easy way to learn to ride
- Helps children learn to balance and gain confidence
- Designed so that when seated, children can reach the ground with their legs
- 3-height adjustment rubber seat follows child's growth
- Built-in handlebar limiter that allows children to keep control of bar while riding

- Rubber grips offer maximum comfort and grip
- For children between 2-5 years old

NOTE: Should not be used on public roads.

NOTE: This item is considered a toy and should be used under parental supervision.

COLOR	PART #	COLOR	PART #
(A) Cream/mint	4902-0013	(B) Gray/cream	4902-0014



A



B



Back view



Back view



C



MEN'S HOOLIGAN™ JACKETS

- Durable polyester chassis with reinforcements
- Iron Weave Mesh™ ventilation panels for excellent airflow
- Removable D3O® back, elbow and shoulder impact protectors
- Adjustable waist straps for a better fit
- Icon® Sport fit with straight body and pre-curved arms

- See Icon® Europe size conversion chart on page 33 before ordering
- Tested and certified according to European Standard EN 17092-4:2020 class A

SIZE	(A) BLACK	(B) WHITE	(C) SLAYER
S	2820-5791	2820-5797	2820-5803
M	2820-5792	2820-5798	2820-5804
L	2820-5793	2820-5799	2820-5805
XL	2820-5794	2820-5800	2820-5806

SIZE	(A) BLACK	(B) WHITE	(C) SLAYER
2X	2820-5795	2820-5801	2820-5807
3X	2820-5796	2820-5802	2820-5808

SIZE	S	M	L	XL	2X	3X
Chest	89 cm – 94 cm (35"-37")	94 cm – 104 cm (37"-41")	104 cm – 112 cm (41"-44")	112 cm – 122 cm (44"-48")	122 cm – 135 cm (48"-53")	135 cm – 147 cm (53"-58")
Sleeve length	86 cm (34")	88 cm (34,5")	89 cm (35")	90 cm (35,5")	91 cm (36")	91 cm (36")



MEN'S MESH AF™ JACKETS

- Durable 300D polyester chassis with Iron Weave™ mesh for superior airflow
- Full suite of removable D3O® impact protectors covering shoulders, elbows and back
- Adjustable arm and waist straps for a better fit
- Reflective trim for added visibility
- Quality YKK® zippers
- Icon® Sport fit with straight body and pre-curved arms
- See Icon® Europe size conversion chart on page 33 before ordering
- Tested and certified according to European Standard EN 17092-4:2020 class A



SIZE	(A) BLACK	(B) HI-VIZ	(C) WHITE	SIZE	(A) BLACK	(B) HI-VIZ	(C) WHITE
S	2820-5938	2820-5944	2820-5950	XL	2820-5941	2820-5947	2820-5953
M	2820-5939	2820-5945	2820-5951	2X	2820-5942	2820-5948	2820-5954
L	2820-5940	2820-5946	2820-5952	3X	2820-5943	2820-5949	2820-5955

SIZE	S	M	L	XL	2X	3X
Chest	89 cm – 94 cm	89 cm – 94 cm	94 cm – 104 cm	104 cm – 112 cm	112 cm – 122 cm	122 cm – 135 cm
Sleeve length	86 cm (34")	86 cm (34")	89 cm (35")	89 cm (35")	90 cm (35,5")	91 cm (36")



MEN'S MESH AF™ LEATHER JACKETS

- Constructed from a refined blend of leather, mesh and durable 300D polyester
- Premium Tracspect™ leather overlays increase coverage in primary crash zones
- Iron Weave™ mesh panels provide excellent airflow for hot weather riding
- Removable D3O® back, elbow and shoulder impact protectors
- Adjustable waist straps for a better, more secure fit



SIZE	(D) BLACK	(E) WHITE	(F) SLAYER	SIZE	(D) BLACK	(E) WHITE	(F) SLAYER
S	2810-3897	2810-3902	2810-3907	XL	2810-3900	2810-3905	2810-3910
M	2810-3898	2810-3903	2810-3908	2X	2810-3901	2810-3906	2810-3911
L	2810-3899	2810-3904	2810-3909				

SIZE	S	M	L	XL	2X
Chest	89 cm – 94 cm (35"-37")	94 cm – 104 cm (37"-41")	104 cm – 112 cm (41"-44")	112 cm – 122 cm (44"-48")	122 cm – 135 cm (48"-53")
Sleeve length	81 cm (32")	84 cm (33")	86 cm (34")	89 cm (35")	91 cm (36")



WOMEN'S HOOLIGAN™ JACKETS

- Durable polyester chassis with reinforcements
- Iron Weave™ mesh ventilation panels for excellent airflow
- Removable D3O® back, elbow and shoulder impact protectors
- Adjustable waist straps for a better fit
- Women's-specific Icon® Sport fit with straight body and pre-curved arms
- See Icon® Europe size conversion chart below before ordering
- Tested and certified according to European Standard EN 17092-4:2020 class A



Back view

SIZE	BLACK	SIZE	BLACK	SIZE	BLACK	SIZE	BLACK
XS	2822-1476	M	2822-1478	XL	2822-1480	3X	2822-1482
S	2822-1477	L	2822-1479	2X	2822-1481		

SIZE	XS	S	M	L	XL	2X	3X
Chest	89 cm – 94 cm (35"-37")	94 cm – 104 cm (37"-41")	94 cm – 112 cm (41"-44")	112 cm – 122 cm (44"-48")	122 cm – 135 cm (48"-53")	135 cm – 147 cm (53"-58")	147 cm – 160 cm (58"-63")
Sleeve length	76 (30")	78 cm (30,5")	76 cm (31,5")	81 cm (32")	83 cm (32,5")	84 cm (33")	85 cm (33,5")



WOMEN'S MESH AF™ JACKETS

- Durable 300D polyester chassis with Iron Weave™ mesh for superior airflow
- Full suite of removable D3O® impact protectors covering shoulders, elbows and back
- Adjustable arm and waist straps for a better fit
- Reflective trim details
- Quality YKK® zippers
- Women's-specific Icon® Sport fit with straight body and pre-curved arms
- See Icon® Europe size conversion chart below before ordering
- Tested and certified according to European Standard EN 17092-4:2020 class A



A



Back view

SIZE	(A) STEALTH	(B) WHITE	SIZE	(A) STEALTH	(B) WHITE	SIZE	(A) STEALTH	(B) WHITE
XS	2822-1483	2822-1490	L	2822-1486	2822-1493	3X	2822-1489	2822-1496
S	2822-1484	2822-1491	XL	2822-1487	2822-1494			
M	2822-1485	2822-1492	2X	2822-1488	2822-1495			

SIZE	XS	S	M	L	XL	2X	3X
Chest	89 cm – 94 cm (35"-37")	94 cm – 104 cm (37"-41")	104 cm – 112 cm (41"-44")	112 cm – 122 cm (44"-48")	122 cm – 135 cm (48"-53")	135 cm – 147 cm (53"-58")	147 cm – 160 cm (58"-63")
Sleeve length	76 cm (30")	78 cm (30,5")	80 cm (31,5")	81 cm (32")	83 cm (32,5")	85 cm (33,5")	85 cm (33,5")

ICON EUROPE SIZE CONVERSION CHARTS

WOMEN'S JACKET COVERSION CHART

UNITED STATES	XS	S	M	L	XL	2X	3X
United Kingdom	5	7	9	11	13	15	17
Europe	40	42	44	46	48	50	52

MEN'S JACKET COVERSION CHART

UNITED STATES	XS	S	M	L	XL	2X	3X
United Kingdom	36	38	40	42/44	44/46	48	50
Europe	46	48	50	54	56	58	60




WOMEN'S TUSCADERO BOOTS

- Genuine water-resistant leather uppers with reinforced nylon buckles
- D3O® ankle inserts
- Side-zip YKK® zippers
- Reinforced shifter overlays
- Oil-resistant/slip-resistant outsoles offer support and durability, yet provide comfort and walkability
- Hi-rebound EVA foam insoles
- See Icon® Europe size conversion chart below before ordering



SIZE	BLACK
5	3403-1185
5,5	3403-1186
6	3403-1187
6,5	3403-1188

SIZE	BLACK
7	3403-1189
7,5	3403-1190
8	3403-1191
8,5	3403-1193

SIZE	BLACK
9	3403-1193
9,5	3403-1194
10	3403-1195

ICON EUROPE SIZE CONVERSION CHARTS

WOMEN'S FOOTWEAR SIZING CHART

UNITED STATES	5	5,5	6	6,5	7	7,5	8	8,5	9	9,5	10
United Kingdom	2,5	3	3,5	4	4,5	5	5,5	6	6,5	7	7,5
Europe	35,5	36	36,5	37,5	38	38,5	39	40	40,5	41	42