



1811-4247



SLIP-ON SERIES MUFFLERS

- Slip-on mufflers represent the first step in the exhaust system tuning process
- Easy to install and offers a great balance between price and performance
- More power, more torque, less weight and the unique Akrapovic sound
- Muffler sleeves constructed from titanium or stainless steel
- End caps constructed from titanium or stainless steel
- Optional available stainless steel headpipe (sold separately) offers an upgrade to a full system when used with the Akrapovic slip-on muffler
- Optional titanium link pipe (sold separately) can be combined with Akrapovic slip-on mufflers
- Optional carbon fiber heat shields are available separately for some models

NOTE: Country restrictions apply. Please check our website if these products can be shipped to your country.

FITS MODEL	DESCRIPTION	APPROVALS	PART #
DUCATI			
Scrambler 1100 21-22	Dual titanium mufflers/titanium end caps (includes carbon fiber heat shields)	EC/ECE Type Approval	1811-4247
HONDA			
Monkey 125 19-22	Dual stainless mufflers/stainless end caps	-	1811-4300
	1-into-1 stainless headpipe	-	1812-0560
YAMAHA			
MT-10/FZ-10 22	Single titanium muffler/titanium end cap (includes carbon fiber heat shield)	EC/ECE Type Approval (installing the available optional link pipe/collector invalidates the EC/ECE Type Approval)	1811-4272
	Titanium link pipe/collector (ECU remapping is mandatory; installation of this track-oriented system will invalidate the EC/ECE Type Approval certificate of PART #1811-4272)	-	1812-0557
	Optional carbon heat shield	-	1861-1626



1811-4296



1811-4297



SLIP-ON MUFFLERS

FOR ITALJET DRAGSTER 125/200 21-22

- Slip-on mufflers represent the first step in the exhaust system tuning process
- Easy to install and offers a great balance between price and performance
- More power, more torque, less weight and the unique Akrapovic sound
- Muffler sleeves constructed from titanium
- End caps constructed from carbon fiber

NOTE: Country restrictions apply. Please check our website if these products can be shipped to your country.



1861-1635

DESCRIPTION	APPROVALS	PART #
Single black titanium muffler (catalytic converter included)	EC/ECE Type Approval (EC/ECE Type Approval is valid only when catalytic converter is installed)	1811-4296
Single titanium muffler	-	1811-4297
Optional carbon heat shield for PART #1811-4296 only (gives a racing look to the exhaust by covering the front rosette that houses the catalytic converter, providing a smooth and sporty appearance to the design and the look of the entire package)	-	1861-1635



RACING LINE COMPLETE EXHAUST SYSTEM FOR YAMAHA T-MAX 22

- A complete high-quality stainless steel exhaust system made with close attention to detail
- Unique design enables it to obtain the maximum output for each specific model of motorcycle while significantly reducing overall weight for top performance in everyday riding or even in the most challenging races
- Headpipes/collector/link pipe are made of stainless steel
- Muffler sleeves constructed from titanium
- End cap constructed from carbon fiber

NOTE: Country restrictions apply. Please check our website if these products can be shipped to your country.



DESCRIPTION	APPROVALS	PART #
2-into-1 header w/ titanium muffler (carbon heat shield and catalytic converter included)	EC/ECE Type Approval	1810-3070



UPPER PROTECTION BAR SET FOR BMW R1250GS 19-22 (EXCEPT ADVENTURE MODELS)

- Constructed from sandblasted, lightweight titanium
- First product of its kind in the Akrapovic range and it fully uses the company's expertise in titanium technology
- Designed from scratch and offers an approximately 40% weight savings over comparable steel versions
- High-strength and corrosion-resistant
- These bars are precision TIG welded and equipped with laser-cut, finely machined 8 mm flanges to provide a perfect fit
- Fits perfectly with the bike's existing components and offers the possibility of attaching extra bags, fog lights or spotlights
- Fully evaluated through numerous tests and deformation analyses, the highly stable construction is partly fixed to the chassis to distribute any impact through the bars
- Finished with an engraved logo prominently labelled Titanium to emphasize this product's important characteristic
- Weighs 2,38 kg

NOTE: Does not fit BMW R1250GS Adventure models.

NOTE: Country restrictions apply. Please check our website if these products can be shipped to your country.

DESCRIPTION	PART #
Upper protection bar set	0505-2298



LOWER PROTECTION BAR SET FOR BMW R1250GS 19-22, R1250GS ADVENTURE 19-22

- Constructed from sandblasted, lightweight titanium
- First product of its kind in the Akrapovic range and it fully uses the company's expertise in titanium technology
- Designed from scratch and offers an approximately 40% weight savings over comparable steel versions
- High-strength and corrosion-resistant
- These bars are precision TIG welded and equipped with laser-cut, finely machined 8 mm flanges to provide a perfect fit
- Fits perfectly with the bike's existing components and offers the possibility of attaching extra bags, fog lights or spotlights
- Fully evaluated through numerous tests and deformation analyses, the highly stable construction is partly fixed to the chassis to distribute any impact through the bars
- Finished with an engraved logo prominently labelled Titanium to emphasize this product's important characteristic
- Weighs 3,88 kg and has no restrictions on the lean angle

NOTE: Will fit BMW R1250GS Adventure models.

NOTE: Country restrictions apply. Please check our website if these products can be shipped to your country.

DESCRIPTION	PART #
Lower protection bar set	0505-2299

WRS

2312-0888



2312-0887



2312-0890



2312-0889



2312-0892



2312-0893



2312-0894



2312-0910



2312-0913



2312-0891

WINDSCREENS

- Protects your helmet from wind and turbulence on long journeys
- Carefully designed to fit perfectly with the lines of your bike
- Made from high-quality PMMA acrylic
- Available in a variety of styles
- Some models require additional support frames; sold separately
- For the complete line of WRS windscreens, see page 76 of the 2022 Parts Europe Scooter catalog and pages 280-284 of the 2022 Parts Europe Street catalog

STREET

FITS MODEL	STYLE	HEIGHT X WIDTH (MM)	THICKNESS (MM)	TRANSPARENT	SMOKED	DARK SMOKED	MATTE BLACK	GLOSSY BLACK
APRILIA								
RS 660 20-21	Race	-	2	2312-0888	2312-0887	-	-	-
BENELLI								
Leoncino 500 17-21	Sport	190 x 260	3	-	-	-	2312-0890 ¹	2312-0889 ¹
BMW								
S1000R 14-20	Sport	290 x 300	3	-	-	2312-0892	2312-0893	-
R1250RS 18-22	Touring	460 x 430	4	2312-0895	2312-0894	-	-	-
	Sport	330 x 340	4	2312-0897	-	2312-0896	-	-
KTM								
1290 Super Adventure 21	Caponord	335 x 400	4	2312-0910	2312-0909	-	-	-
	Touring	300 x 435	4	2312-0912	2312-0911	-	-	-
	Sport	165 x 410	4	2312-0914	-	2312-0913	-	-

¹ Requires support frame PART # 2312-0891 (sold separately).

SUPPORT FRAMES

DESCRIPTION	PART #	DESCRIPTION	PART #
Support frame for Benelli Leoncino 500 17-21	2312-0891	Support frame for BMW F700GS 11-17	2312-0898

WRS



2312-0906



2312-0915



2312-0904

WINDSCREENS (CONT)

SCOOTER

FITS MODEL	STYLE	HEIGHT X WIDTH (MM)	THICKNESS (MM)	TRANSPARENT	SMOKED	DARK SMOKED	GLOSSY BLACK
HONDA							
SH 350 20-22	Touring	540 x 460	3	2312-0906	-	-	-
	Sport	300 x 440	3	2312-0908	-	2312-0907	-
	Intermedio	390 x 460	3	2312-0915	-	-	-
Forza 750 21	Touring	590 x 460	4	2312-0900	2312-0899	-	-
	Standard	520 x 470	4	2312-0902	2312-0901	-	-
	Sport	300 x 370	4	-	-	2312-0903	2312-0904



1811-3876



1811-4141

**VANCE
HINES**

UPSWEEP SLIP-ON MUFFLERS

- Mild-steel with matte black ceramic finish
- Tapered cone muffler and eliminator style end cap
- Perforated baffle with fiberglass wrap
- Laser-engraved riveted badge
- Instructions and mounting hardware included

NOTE: Must remove stock slip-on.

FITS MODEL	PART #
HONDA	
Rebel 300/500 17-19	1811-3876
Rebel 1100 21-22	1811-4141


tecMATE

OPTIMATE™ SOLAR DUO CONTROLLER

- Smart 5 amp solar controller that safely charges all types of 12V batteries
- Fully automatic "connect and forget" technology

DESCRIPTION	PART #
Optimate Solar duo controller	3807-0620



2040-2895



2040-2896

J.W. SPEAKER®

TRAIL 6 SPORT KIT

- Compact, powerful and easy-to-mount custom lighting solution
- Designed specifically for off-road applications where extra light is needed
- Sealed to IP67 and IP69K standards against dust and water
- Includes two lights, universal brackets, three sets of interchangeable lenses, mounting hardware and wiring harnesses
- Spot, Medium flood and Wide flood lenses
- Additional light available separately

DESCRIPTION	PART #
Trail 6 Sport kit	2040-2895
Trail 6 Sport light	2040-2896


KOSO®
Feel The Speed

HG13 HEATED GRIPS

- Designed with an integrated adjustable thumb switch which allows them to easily fit on any kind of motorcycles on the market
- Adjust temperature level without removing his hands from the handlebar for a safer ride
- Five color LED display enhances the visual look of the heated grips to easily identify set heat level
- Detects low battery voltage
- Measures 22 mm (7/8") x 130 mm L


DESCRIPTION	PART #
HG13 heated grips	0631-0283



BOTTOM END KITS

- Owners have the choice between Hot Rods Heavy Duty OE replacement crankshafts or Hot Rods Heavy Duty Stroker Crankshafts
- Kits feature everything needed to complete crankshaft installation including Hot Rods main bearings and seals kit plus a complete engine gasket set that includes all gaskets and seals for complete engine rebuild

NOTE: Kits do not include mechanical water pump seal.



0921-0896

FITS MODEL	PART #
POLARIS	
Scrambler 850 13, Scrambler 850 HO EPS 13, Sportsman 850 XP EPS HO 13	0921-0895
Scrambler 850 14-20	0921-0896
Sportsman 850 High Lifter 16-20, Sportsman 850 SP 15-20, Sportsman 850 XP EPS HO 15, Sportsman Forest 850, Euro 15, Sportsman Touring 850 EPS 14, Sportsman Touring 850 SP 15-20	0921-0896

FITS MODEL	PART #
POLARIS (CONT)	
ACE 900 EPS 16	0921-0898
Ranger 900 4x4 Crew 16, Ranger 900 XP 16	0921-0898
RZR 4 900 16, RZR 900 50" 16, RZR 900 55" 16, RZR 900 60" 16	0921-0898
Ranger XP 1000 Crew 17, Ranger XP 1000 Crew EPS 17	0921-0891

NARAKU PARTS AND ACCESSORIES

4-VALVE CYLINDER HEAD

- Replacement cylinder head for 125cc mopeds with a YI-3 engine
- Suitable for Naraku NK600.74, Polini 166.0101, Malossi M.3114852 and other cylinders with 62-64 mm bore
- 62 mm combustion chamber, 23 mm intake valves, 21 mm exhaust valves
- May require carburetor or fuel injection retuning



FITS MODEL	DESCRIPTION	PART #
Yamaha X-Max, YZF, WR125 and other 125cc mopeds with YI-3 engine	125cc	0931-1085



PERFORMANCE PLUS BELTS

- Aramid cord provides strength and durability
- Specially formulated compounds that work best for each application



FITS MODEL	PART #
CF MOTO	
C-Force 800 19-20	1142-0987
Z-Force 950 Sport 20	1142-0987
C-Force 1000 19-20	1142-0987
U-Force 1000 EPS 19-20	1142-0987
Z-Force 1000 18-20	1142-0987
KAWASAKI	
Teryx KRX 1000 20-21	1142-1001

FITS MODEL	PART #
POLARIS	
Ranger 1000 20-21 (full size)	1142-1000
Ranger Crew 1000 20 (full size)	1142-1000
YAMAHA	
Wolverine X2 19-20	1142-0999
Wolverine X4 18-20	1142-0999

SENA



20S EVO MOTORCYCLE BLUETOOTH® COMMUNICATION SYSTEM

- New, updated version of the 20S EVO with HD speakers
- State-of-the-art motorcycle and powersports Bluetooth® communication system provides a sleek and aerodynamic design that offers a versatile jog dial that maximizes the ease of use for riders
- Features Bluetooth 4.1 technology with dual Bluetooth communication modules, to create one of the most advanced Bluetooth headsets in the market; the new Bluetooth technology increases the performance and reliability of the headset while also allowing for increased high-definition audio quality
- With the 20S, users can call hands-free with their Bluetooth mobile phones, listen to stereo music or voice instructions of GPS navigation by Bluetooth wirelessly, and have intercom conversations in full duplex with a passenger or other riders
- 20S Evo model features an updated design with Audio Multitasking™ technology that allows for a seamless blend of incoming and outgoing audio to create a mixed audio experience, versus the traditional interruption-based audio technology of other Bluetooth devices
- Advanced Noise Control™
- Versatile bike-to-bike conference intercom
- Intercom working distance up to 2,4 km (1,5 miles) in open terrain
- Multipoint Bluetooth for dual mobile phone
- HD Quality crystal-clear and natural sound
- Intuitive voice prompts and commands
- Built-in FM radio tuner with a station scan and save function
- All-in-one helmet clamp kit
- Quick Bluetooth pairing
- Universal Intercom™ with other brand communication systems
- Water-resistant for use in inclement weather
- Firmware upgradeable

SINGLE-UNIT KIT INCLUDES:

- 1- Bluetooth® headset main unit
- 1- Universal helmet clamp
- 1- Wired boom microphone
- 1- Wired microphone
- 1- USB power and data cable (micro USB type)
- 1- 2,5 to 3,5 mm audio cable
- 1- Cigarette charger
- 1- Glued surface mounting adapter
- 2- Rubber pads
- 4- Speaker pads
- 2- Foam speaker covers
- 2- Hook-and-loop pads for speakers
- 1- Hook-and-loop pad for boom microphone
- 1- Hook-and-loop pad for wired microphone
- 1- Allen wrench (for attaching clamp kit)

DESCRIPTION

20S Evo communication system w/ HD speakers

PART

4402-0924

SENA



SF2 BLUETOOTH® DUAL-PACK COMMUNICATION SYSTEM WITH DUAL SPEAKERS

- Provides two-way intercom communication for driver-to-driver or driver-to-passenger up to 805 meters (880 yards) in open terrain
- Smartphone connectivity allowing for music streaming, taking and making phone calls and hearing turn-by-turn GPS directions
- Features Audio Overlay™ allowing riders to listen to music and use the intercom simultaneously
- Up to 13 hours of talk time
- Advanced Noise Control™
- Dual-pack kit includes two single kits in one box

SINGLE KIT INCLUDES:

- 1- SF2 communication system
- 1- Quick-clamp kit with HD speakers
- 2- Speakers
- 1- Glued surface mounting plate
- 1- Boom microphone holder
- 1- Hook-and-loop fastener for Boom microphone
- 1- Hook-and-loop fastener for holder
- 1- Hook-and-loop fastener for Wired microphone
- 2- Hook-and-loop fasteners for speakers
- 2- Microphone sponges
- 1- USB power and data cable

DESCRIPTION

SF2 Bluetooth® communication system; dual-pack

PART

4402-0931



USB POWER AND DATA CABLE (USB TYPE C)

- For use with Sena devices that use a USB type-C port

DESCRIPTION

USB cable, type-C

PART

4402-0918



3501-1916

LEGEND GEAR LC2 SIDE BAG SYSTEMS

- Vintage, lightweight soft luggage design with modern support
- Coated canvas sailing material and robust synthetic leather reinforce the bags' structure
- Fiber-reinforced polyamide quick-lock system provides fast and reliable attachment and removal of the bags
- Dimensions: 35 cm H x 31 cm W x 14 cm D (13³/₄" x 12¹/₄" x 5¹/₂"); 13,5 liter carrying capacity
- Include a pair of side bags, two waterproof inner bags, two SLC side carriers and all required mounting hardware



3501-1918

FITS MODEL	COLOR	PART #
TRIUMPH		
Bonneville Speedmaster 18-22	Black/brown	3501-1916
	Black	3501-1918

PRO SIDE CARRIERS

- Extremely durable, 2,5 mm thick steel construction
- Fully removable with robust quick-release fasteners
- For permanent assembly, quick-release fasteners can be replaced by conventional M8 screws (sold separately)
- Black powdercoated finish

FITS MODEL	PART #
YAMAHA	
MT-09 Tracer 14-18	1510-1011
Tracer 9 20-22	1510-1012



1510-1011

SLC SIDE CARRIERS

- Allows for simple and secure mounting on the bike's original attachment points
- Quick-release mounting system allows side bags to be easily attached or removed
- Provides secure hold for side bags, side cases, adapter plates and universal side bracket number plates
- Available for both the left and right sides of the motorcycle; sets include one of each side carrier
- Includes mounting hardware

DESCRIPTION	RIGHT PART #	LEFT PART #	SET PART #
SUZUKI			
GSX-S 750 16-22	-	-	1510-1010
TRIUMPH			
Bonneville Speedmaster 18-22	1510-1014	1510-1016	-

1510-1016





3501-1917

PRO BLAZE SADDLEBAG SETS

- Lightweight and efficient aerodynamic design
- Constructed from durable UV-resistant 1680D ballistic nylon with water-resistant interior coating
- Side walls are made from dimensionally stable laminated EVA plastic
- Zippered volume expansion from 15 liters to 20 liters
- Include removable support arms that prevent contact with the rear tire
- A wide back strap attaches over the seat to connect the bags while providing additional support, stability and weight distribution
- Main pocket can be loaded from the top
- Reflective trim enhances visibility
- Solid carrying handle
- High saddlebag set's backstrap is attached higher on the seat to prevent bags from high-placed exhaust
- Sold in pairs

FITS MODEL	DESCRIPTION	PART #
HONDA		
CB300R 15-22	High saddlebag set	3501-1922
CB500F/R 16-22	High saddlebag set	3501-1922
CB500X 13-22	Saddlebag set	3501-1917



3502-0533

PRO TANK RINGS

- Allows mounting of PRO tank bags
- Convenient quick-lock mechanism allows the tank bag to be mounted or removed in seconds
- Bike-specific design provides complete stability and optimal fit
- Magnetic guide aid for easy attachment
- Simple installation
- Constructed from fiberglass-reinforced polyamide
- Mounting hardware included

FITS MODEL	PART #
UNIVERSAL	
For all tanks with six screws	3502-0541
YAMAHA	
MT-07 20-22	3502-0533
Tracer 9 20-22	3502-0534



TABLET DRYBAG W/ MOLLE ATTACHMENTS

- Fits on PRO tank bags
- Durable materials protect hardware from scratches
- Offers flexibility under cold weather conditions
- Can be used together with the tank bag volume expansion
- MOLLE attachments provide additional mounting options
- Will fit a 24,5 cm (9,7") display

DESCRIPTION	PART #
Tablet drybag w/ MOLLE attachments	3502-0542



3502-0530

ION TANK RINGS

- Allows mounting of ION tank bags
- Convenient quick-lock mechanism allows the tank bag to be mounted or removed in seconds
- Bike-specific design provides complete stability and optimal fit
- Simple installation
- Constructed from fiberglass-reinforced polyamide
- Mounting hardware included


FITS MODEL	PART #
BMW	
R1200GS 08	3502-0530
R1200GS Adventure 08	3502-0530
R1200S 06-08	3502-0530
MV AGUSTA	
For all six screw models	3502-0544
TRIUMPH	
For all six screw models	3502-0544



ADVENTURE-RACK FOR BENELLI TRK502X 18-22

- Designed to withstand road vibrations, impact and high amounts of weight
- Made of light, but sturdy, 4 mm-thick aluminum alloy
- Mounts on original attachment points
- Multiple functional bores that are compatible with adapter kits for many top cases
- Expansive contact surface with plenty of tie-down points
- Black powdercoated finish

DESCRIPTION	PART #
Adventure-Rack	1510-1013



ALU-RACKS

- Versatile luggage rack with a distinct, functional design
- Aluminum alloy construction
- Quick-lock top case adapters and luggage rack extensions available
- Multiple tie-down points
- Black powdercoated finish protects from corrosion

FITS MODEL	PART #
SUZUKI	
SV1000/S 03-05	1510-1008
TRIUMPH	
Street Triple 12-22	1510-1015



STREET-RACK FOR KTM ENDURO R/SMC R 690 19-22

- Compact design is perfectly suited for sport bikes and smaller street bikes
- Constructed of 5 mm-thick aluminum alloy
- Simple assembly on the original mounting points
- Black powdercoated finish

DESCRIPTION	PART #
Street-rack	1510-1007



HEADLIGHT GUARD FOR YAMAHA TENERE 700 19-22

- Offers protection for factory headlights
- Sturdy steel construction
- Does not reduce light output
- Black powdercoated finish
- Simple installation with included mounting hardware

DESCRIPTION	PART #
Headlight guard	2001-2454



OIL COOLER GUARD FOR BMW R1200GS/ADVENTURE 08-13

- Protects radiator from stone chipping and other debris
- Constructed from extra-strong aluminum alloy
- Easy to mount

DESCRIPTION	PART #
Oil cooler guard	1904-0297

BRAKE RESERVOIR GUARD FOR YAMAHA TRACER 9 20-22

- Protects the original brake fluid reservoir
- Prevents the unintentional removal of the lid

DESCRIPTION	PART #
Brake reservoir guard	1731-0758



ENGINE GUARDS

- Provides additional protection against rocks and contact with the ground
- High-quality aluminum alloy construction
- Secure fit doesn't affect ground clearance
- Easy installation on frame mounting points
- Also protects header and exhaust parts
- Cutouts allow access to oil drain screws

FITS MODEL	COLOR	PART #
BMW		
F850GS Adventure 20-22	Silver	0506-1855
HONDA		
NC700 S/SD/X/XD 11-14	Black/silver	0506-1831 ^{1, 2}
TRIUMPH		
Tiger 800 XC/XC _x /XC _a /XR/XR _x /XRt 15-21	Black	0506-1848
YAMAHA		
Tracer 900 20-22	Silver	0506-1833

¹ For models with automatic gearshifts.

² Cannot be used with the original Honda centerstand.





CENTERSTANDS

- Bike-specific design allows for easy mounting and a high-cornering clearance
- Easily lifts up motorcycle
- Highly corrosion-resistant
- Ideal for keeping the load off the tires during long periods of storage
- Black powdercoated surface
- Mounting hardware included



0510-0619



FITS MODEL

PART

HONDA

XL125 Varadero 04-08	0510-0619
XL1000V Varadero 01-11	0510-0623
CRF1100 Africa Twin/Africa Twin Adventure Sport 19-21	0510-0624

ENGINE GUARD EXTENSION FOR CENTERSTANDS

- Provides complete strut deflection protection while driving
- Designed to be mounted exclusively to SW-Motech's centerstand while retaining use of the centerstand
- Simple mounting to existing mounting points of the centerstand
- Constructed of highly durable aluminum alloy

FITS MODEL

PART

HONDA

CRF1000L Africa Twin Adventure Sport 18-22	0506-1832
CRF1100L Africa Twin/Africa Twin Adventure Sport 19-22	0506-1832



SIDESTAND FOOT EXTENSIONS

- Large contact surface enhances bike stability, even on uneven or soft ground
- Mounts on original sidestand
- CNC-milled anodized aluminum alloy
- Mounting instructions included

FITS MODEL

PART

TRIUMPH

Trident 660 21-22	0510-0620
Tiger 900 Rally/Rally Pro 19	0510-0621

0510-0620





EVO FOOTREST KIT FOR YAMAHA TRACER 9 20-22

- Enhances stability, comfort and traction in any conditions
- 36 adjustment options
- Offers excellent grip
- Rounded profile edges offer excellent grip
- Removable rubber insert increases surface area and provides extra support and comfort
- Includes pair of footrests, model-specific mounting hinge and mounting hardware



DESCRIPTION	PART #
Evo footrest kit	1620-2366

CRASH BARS

- Offer reliable protection for important components
- Model-specific design fits seamlessly with the lines of the bike and provide optimal cornering clearance
- No modifications needed for mounting
- Black powdercoated finish
- Match the look and feel of the motorcycle
- 27 mm diameter
- Sold in pairs
- Include mounting hardware and instructions

FITS MODEL	PART #
HONDA	
CRF250L 12-16	0505-2295
YAMAHA	
MT-07 20-22	0505-2294
MT-07 Tracer 16-22	0505-2294
Tracer 9 20-22	0505-2278



REAR AXLE SLIDER SETS


- Offers additional protection for the motorcycle axles, swingarms and drive shaft in case of an accident
- Constructed from abrasion-resistant nylon
- Comes with two sliders, mounting hardware and instructions

FITS MODEL	PART #
YAMAHA	
YZF-R1 15-22	0505-2276
MT-09 SP 20-22	0505-2277
MT-10 16-22	0505-2276



0505-2277





KOBRA HANDGUARD KIT FOR HONDA CRF1000L 15-22

- Modern design fits seamlessly into the look of the motorcycle
- Protect the levers and hands from weather and debris
- Aluminum bar with robust two- or one-point mounting, depending on the model
- Handguard shells are made from impact-resistant polypropylene plastic

DESCRIPTION	PART #
Kobra handguard kit	0635-2076



LEVER GUARDS FOR TRIUMPH TRIDENT 660 21-22

- Offer brake and clutch lever protection
- Guards with wind protectors provide additional protection in falls and accidents
- Impact-resistant, high-quality milled construction with a sporty look
- Simple mounting with two included screws
- Sold in pairs

DESCRIPTION	PART #
Lever guards	0615-0364
Lever guards w/ wind protectors	0615-0365



0635-2075

BBSTORM HANDGUARDS

- Made of impact-resistant Moplen plastic
- Strong, full-wrapped aluminum frame
- Offer weather and crash protection
- Fit the original handlebars
- Replacement handguard shells available separately
- Sold in pairs

FITS MODEL	PART #
BMW	
F750GS/850GS 17-22	0635-2075
F850GS Adventure 18-20	0635-2075
R1250GS 18-22	0635-2075
HONDA	
CRF1000L 15-22	0635-2077



LIGHT MOUNTING KIT FOR HONDA CB500X 18-22

- Compatible with SW-Motech lights
- Easy installation
- Black powdercoated finish
- Includes mounting hardware

DESCRIPTION	PART #
Light mounting kit	2001-2485



NAVI PRO CASE

- Touchscreen operation window
- Weather-resistant, durable shell with reinforced base plate
- Integrated sun shield
- Includes removable inner lining, foam rubber insert and positional straps
- Compatible with SW-Motech GPS mounts
- For GPS landscape
- Measures 13,5 cm L x 10 cm W x 42 mm D (5 1/4" x 4" x 1 5/8")

NOTE: Requires GPS mount.

DESCRIPTION	PART #
Navi pro case	3512-0298



UNIVERSAL GPS MOUNT KITS

- Allows for safe position of a GPS device or smartphone in the motorcycle cockpit
- Provides various mounting options
- T-lock holder allows device cases to be quickly attached to the socket arm
- Swiveling socket arm allows precise positioning to keep instruments and the road in view
- Comes with all material required for mounting

DESCRIPTION	PART #
Mounting kit with T-lock	0603-1060
Mounting kit with T-lock and phone case	3512-0306



PIVOTING RAM EXTENSION

- 76 mm (3") extension for all RAM 25,4 mm (1") ball systems
- Strong aluminum alloy construction
- Includes double ball
- Can be pivoted 45° or 90°

DESCRIPTION	PART #
Pivoting RAM extension	0603-1053

SW-MOTECH SCARF

- High-quality, lightweight polyester construction
- Versatile protection from cold as well as usable as a headscarf or armband
- SW-Motech logo and lettering



DESCRIPTION	PART #
SW-Motech scarf	2502-0279



SW-MOTECH STICKERS

- Perfect for personalizing any bike or luggage

DESCRIPTION	PART #
Reflective Bull (130 mm x 97 mm)	4320-2482
Bull (130 mm x 97 mm)	4320-2483



DESCRIPTION	PART #
Sticker set red/black (310 mm x 260 mm)	4320-2484
Sticker set red/white (310 mm x 260 mm)	4320-2485



LINKAGE ASSEMBLIES

- Stiffens initial curve, reducing front to back rocking effect
- Reduces deep stroke harshness and hook
- Can lower seat height up to 5-10mm on some bikes
- Improves chassis balance
- Precision machined to be lightweight but stronger than stock
- Comes complete with pull rod, rocker, seal, and bushings



1302-0707



1302-0708



1302-0709

FITS MODEL	COLOR	PART #
HUSQVARNA		
TC125/250 16-21	Blue	1302-0707
	Orange	1302-0708
FC250/350/450 16-21	Blue	1302-0707
	Orange	1302-0708
KAWASAKI		
KX450F 09-14	Black	1302-0705
	Blue	1302-0706

FITS MODEL	COLOR	PART #
KTM		
SXF 250/350/450 16-20	Blue	1302-0707
	Orange	1302-0708
YAMAHA		
YZ450 10-17	Black	1302-0709
	Blue	1302-0710
YZ450 18-22	Black	1302-0711^{1,2}
	Blue	1302-0712^{1,2}

¹ Optimized for YZ450F 18.

² Will fit and benefit YZ450F 09-17 models.

PULL ROD SETS

- Stiffens initial curve, reducing wallowing feel
- Reduces deep stroke harshness and hook
- Can lower seat up to 5-10mm on some bikes
- Improves chassis balance
- Precision machined to be lightweight, but stronger than stock
- Comes complete with pull rod, seals and bushings
- PART #s1304-1071 and 1304-1072 lower rear to help combat stink bug feeling



1304-1066



1304-1068

FITS MODEL	COLOR	PART #
KAWASAKI		
KX85 03-22 (Long size: Center-to-Center 114mm)	Black	1304-1065
	Blue	1304-1066
KX85 03-22 (Extra long size: Eye-to-Eye length 117mm)	Black	1304-1069
	Blue	1304-1067
KX250F 09-16	Black	1304-1064
KTM		
SXF 250/350/450 11-15	Black	1304-1062

FITS MODEL	COLOR	PART #
KTM (CONT)		
SXF 250/350/450 16-19	Black	1304-1063
YAMAHA		
YZ450F 09-17	Black	1304-1068
	Blue	1304-1070
YZ450F 18-22	Black	1304-1071
	Blue	1304-1072

RADIUS ROD KITS

- Improved strength and durability over stock
- Heavy-duty equipment replaces OEM rods and hardware
- Flats on rods allow for easy adjustment
- Includes: rods, rod ends and misalignment bushings

FITS MODEL	PART #
CAN AM	
Maverick X3/X3 Max 17-22 (64")	1302-0695
Maverick X3/X3 Max 17-22 (Extended +3)	1302-0696
Maverick X3 RS/X3 Max RS (72") 17-22	1302-0697
HONDA	
Talon R	1302-0698
Talon X	1302-0699



1302-0695

FITS MODEL	PART #
POLARIS	
RZR Pro XP 20-22	1302-0700
RZR Turbo S 17-22	1302-0702
RZR XP900 11-14	1302-0704
RZR 1000 14-16	1302-0703
RZR XP Turbo/XP 1000 17-22, RS1 18-22	1302-0701



HEAVY DUTY HUBS FOR POLARIS RZR 170 13-22

- Lightweight design, reducing rotating mass
- Superior strength in comparison to stock component
- Utilizes stock hardware; studs and any necessary hardware included



0213-0859



0213-0860

DESCRIPTION	PART #
Front hub	0213-0859
Rear hub	0213-0860

ELITE STEERING KNUCKLE FOR POLARIS RZR 170 13-22

- Replaces existing hardware with a lighter, better design
- Reduces bump steer and increases safety



0213-0858

DESCRIPTION	PART #
Easy steering	0213-0858
Race edition	0213-0857



0450-0624



0450-0631



0450-0634

FORK SERVICE KITS

- Contains all the parts needed to service your forks

SIZE (MM)	PART #
KYB	
36	0450-0624
43	0450-0625
46	0450-0626
48	0450-0627

SIZE (MM)	PART #
SHOWA	
37	0450-0628
47	0450-0629
48	0450-0630
49	0450-0631

SIZE (MM)	PART #
WP	
35 (OEM)	0450-0632
35 (SKF New type)	0450-0633
43 (OEM)	0450-0634
43 (AER OEM)	0450-0635
48 (SKF)	0450-0636



0450-0596



0450-0598



0450-0600

ELITE FREE PISTON ASSEMBLIES

- More durable than stock plastic piston
- Improved design
- Comes assembled with all necessary bushings, o-rings and seals
- Completely rebuildable for service

FITS TYPES

FITS TYPES	PART #
SFF forks (Individual)	0450-0596
Showa TAC, 49 mm Spring Forks (Individual)	0450-0597
Showa TAC, 49 mm Spring Forks (Set)	0450-0598
KYB 48 mm forks (Individual)	0450-0599
KYB 48 mm forks (Set)	0450-0600



0450-0607



0450-0612



0450-0611

SPRING PERCH SETS

- Modifiable to suit your needs (SX, MX, FMX, Enduro)
- Greatly improves bottoming resistance and deep stroke performance
- Requires some modification to suit your needs, comes with guide
- Sold in Pairs

SHOWA FORKS

FITS MODEL	PART #
HONDA	
CRF (All models) 02-08	0450-0607¹
KAWASAKI	
KX250F 06-12	0450-0607¹
SUZUKI	
RMZ (All models) 05-12	0450-0607¹

¹ Spacer included.

WP BLADDER FORKS

FITS MODEL	PART #
KTM (all models) 09-14	0450-0611

ELITE SETS

FITS MODEL	SPACER SIZE (MM)	PART #
HONDA		
CRF250 10-13	24	0450-0609
CRF250 18-22	25	0450-0610
CRF450 09-11	24	0450-0609
CRF450 17-22	25	0450-0610
KAWASAKI		
KX450 07-10	24	0450-0609
KX450 19-22	25	0450-0610
SUZUKI		
RMZ450 18-22	25	0450-0610
YAMAHA		
YZ125/250 06-22	24	0450-0609
YZ250F/450F 06-17 (MX settings)	24	0450-0608¹
YZ250F/450F 06-17	24	0450-0609
YZ250F/450F 18-22 (MX settings)	25	0450-0612
YZ250F/450F 18-22	25	0450-0613

¹ Ready to install; no need to drill.

ELITE FORK PRELOAD SPACERS

- Easiest way to adjust preload on twin chamber forks
- Sold in pairs

SIZE (MM)	PART #
FITS ALL KYB/SHOWA W/ 24 MM CARTRIDGE ROD	
2,5	0450-0603
5	0450-0601
10	0450-0602
FITS ALL KYB/SHOWA W/ 25 MM CARTRIDGE ROD	
2,5	0450-0606
5	0450-0605
10	0450-0604



0450-0603



0450-0605



SPRING KITS

- Fine tuned and tested to improve your vehicle's ride
- For use on Walker Evans equipped vehicles
- Gives your RZR a true dual rate setup, utilizing both springs
- Greatly reduces body roll, nose dive (bucking) and bottoming (G-out resistance)
- Durable plastic motocross-inspired ring for easy adjustments and installation
- Includes: four tender springs, two main springs and four crossover rings

1312-0919



PERFORMANCE SPRINGS

DESCRIPTION	PART #
CAN-AM	
X3/RS	1312-0919
X3/RS Max	1312-0920
HONDA	
Talon R 19-22	1312-0912
Talon X4 19-22	1312-0913
POLARIS	
RZR XP1K Two Seater 14-16	1312-0908
RZR XP1K Two Seater 17-22	1312-0909

DESCRIPTION	PART #
POLARIS (CONT)	
RZR XP1K Four Seater 14-16	1312-0910
RZR XP1K/WER XP Turbo Four Seater 17-22	1312-0911
RZR XP Turbo Four Seater 16-22	1312-0914 ¹
RZR XP Turbo Two Seater 16-22	1312-0915 ¹
RZR Turbo S (Fox) 19-22	1312-0916
RZR Turbo S Velocity 19-22	1312-0917
RZR Turbo S Velocity Four Seater 19-22	1312-0918

¹ Eight spring kit.

HEAVY DUTY SPRINGS

FITS MODEL	PART #
POLARIS	
RZR XP1K Two Seater 14-16	1312-0921
RZR XP1K Two Seater 17-22	1312-0922
RZR XP1K Four Seater 14-16	1312-0923 ¹

FITS MODEL	PART #
POLARIS (CONT)	
RZR XP Turbo Four Seater 16-22	1312-0924 ¹
RZR XP Turbo (WER)/ XP1K Four Seater 17-22	1312-0925 ¹

¹ Eight spring kit.

0450-0623



0450-0616

DU PISTON BUSHING CONVERSION KITS

- Replaces stock wear band; standard piston rings often wear dramatically in the first five hours changing low-speed damping
- Designed to lower friction and create consistent damping for the life of your oil



0450-0622

SIZE (MM)	PART #
KYB	
40	0450-0623
46	0450-0614
50	0450-0615
SHOWA	
46	0450-0616
50	0450-0617

SIZE (MM)	PART #
WP	
36	0450-0618
46 (XPlore PDS shock only)	0450-0619
50 (11-15 shocks only)	0450-0620
50 (16-22 shocks only)	0450-0621
50 (PDS shock only)	0450-0622



1314-0708



1314-0710



1314-0723

BLADDER CAPS AND SHOCK KITS

BLADDER AND MINI CAPS

- Machined and anodized “factory” look
- Increases volume, giving the shock a more linear feel
- Helps keep shock cooler
- Uses easy-to-service standard Schrader valve

SHOCK BLADDER KITS

- Converts stock OEM floating piston to conventional bladder system found on other bikes
- Greatly reduces friction caused by the stock floating piston
- Increases volume, giving the shock a plusher, more linear feel
- Greatly increases damping consistency and life of the shock, reducing early wear
- Uses easy-to-service standard Schrader valve

KTM SHOCK BLADDER KITS

FITS MODEL	CAP COLOR	PART #
85/250/350/450 11-15	Blue	1314-0709
	Orange	1314-0710
250/350/450 16-19	Orange	1314-0712
250 2 Stroke 16-19 (low pipe clearance)	Blue	1314-0713
	Orange	1314-0714
350/450 16-19	Blue	1314-0711
Xplor shocks 17-22	Blue	1314-0715
	Orange	1314-0716

MINI BLADDER CAPS

FITS MODEL	COLOR	OD (MM)	HEIGHT (MM)	PART #
CR/KX/RM/YZ 85 02-22	Blue	26,8	35,3	1314-0706
	Red	26,8	35,3	1314-0708

BLADDER CAPS

FITS MODEL	COLOR	OD (MM)	HEIGHT (MM)	PART #
HONDA				
CRF250 10-17	Black	59,5	29,75	1314-0723
	Grey	59,5	29,75	1314-0724
CRF250R 18-22	Black	-	-	1314-0721²
	Red	-	-	1314-0722²
CRF450R 09-16	Black	63,8	33	1314-0717²
CRF450R 17-22	Black	-	-	1314-0721²
	Red	-	-	1314-0722²
KAWASAKI				
KX450 09-14 ³	Black	52	23,8	1314-0700²

FITS MODEL	COLOR	OD (MM)	HEIGHT (MM)	PART #
KAWASAKI (CONT)				
KX450 09-14 ⁴	Blue	52	23,8	1314-0702²
KX450 19-22 (Extended cap)	Black	-	-	1314-0726²
	Blue	-	-	1314-0727²
YAMAHA				
YZ450 10-17 ¹	Blue	52	36,8	1314-0701²

¹ Can fit older YZ models without good pipe clearance.

² Needs PART #1314-0745 to complete bladder cap.

³ Can fit all models with good pipe clearance.

⁴ Can fit all models without good pipe clearance.



2110-0821



2110-0819



2110-0683

STARTERS

- New starters manufactured to meet or exceed OEM specifications
- Insulated armature for rust and corrosion protection
- Double-sealed housing, keeps dirt out for longer service life
- Rubber seals on top and bottom side of unit ensures dry operation for longer life
- 90/10 Copper bushings and heavy-duty needle bearing for longer life
- High-quality magnets to provide more starting torque

FITS MODEL	PART #
HUSQVARNA	
FC450 14-15	2110-0821
FE450 16	2110-0821
FE501 14,16	2110-0821
FE501S 15-16	2110-0821
KTM	
EXC 200 13-14	2110-0819
EXC 250 13-16	2110-0819
EXC 300 13-16	2110-0819
EXC 400 09-11	2110-0684
EXC 450 08-11	2110-0684
EXC 450 12-15	2110-0821
EXC 500 12-16	2110-0821
EXC 530 08-11	2110-0684
EXC-F 250 07-13	2110-0818
EXC Racing 250 01-06	2110-0684
EXC Racing 400 00-07	2110-0684
EXC Racing 450 03-07	2110-0684
EXC Racing 520 00-02	2110-0684
EXC Racing 525 03-07	2110-0684
EXC Racing Six Days 250 02-03	2110-0684
EXC Six Days 250 13-16	2110-0819

FITS MODEL	PART #
KTM (CONT)	
EXC Six Days 300 13-16	2110-0819
EXC Six Days 450 09-11	2110-0684
EXC Six Days 450 12-15	2110-0821
EXC Six Days 500 12-16	2110-0821
EXC-F Six Days 250 07-13	2110-0818
EXC-F Six Days 14-16	2110-0998
EXC-F Six Days 350 12-16	2110-0998
EXC-R 450 08	2110-0684
EXC-R 530 08	2110-0684
SX-F 250 12	2110-0818
SX-F 250 13-15	2110-0998
SX-F/XC-F 350 11-15	2110-0998
SX-F 450 07-12	2110-0683
SX-F 450 13-15	2110-0821
SX-F 505 07-08	2110-0683
SX Racing 520 00	2110-0684
SXS 450 05	2110-0684
SXS-F 450 07-08	2110-0683
SMR 450 08-10	2110-0683
SMR 450 12	2110-0683
SMR 450 13-14	2110-0821

FITS MODEL	PART #
KTM (CONT)	
SXC 625 03-07	2110-0740
XC 250 13-16	2110-0819
XC 300 13-16	2110-0819
XC 450 06-07	2110-0684
XC-W 200 14-16	2110-0819
XC-F 250 07-12	2110-0818
XC-F 250 13-15	2110-0998
XC-F 450 08-09	2110-0683
XC-F 450 13-15	2110-0821
XC-F 505 08-09	2110-0683
XC-W 250 13-16	2110-0819
XC-W 300 08-16	2110-0819
XC-W 400 07	2110-0684
XC-W 400 09-10	2110-0684
XC-W 450 07-11	2110-0684
XC-W 450 12-15	2110-0821
XC-W 500 12-16	2110-0821
XC-W 530 09-11	2110-0684
XCF-W 250 06-13	2110-0818
XCF-W 250 14-16	2110-0998
XCF-W 350 12-16	2110-0998
XCF-W Six Days 14-16	2110-0998
XCR-W 530 08	2110-0684
XC Desert Racing 525 06-07	2110-0684

FITS MODEL	PART #
KTM (CONT)	
Freeride 250 R 14-15	2110-0819
Freeride 350 12-17	2110-0998
LC4 400 98-99	2110-0740
LC4-E 400 00-01	2110-0740
LC4-R 400 99	2110-0740
LS-E 400 04-05	2110-0740
MXC 400 01-02	2110-0684
MXC 450 03-05	2110-0684
MXC 520 01-02	2110-0684
MXC Desert Racing 525 03-05	2110-0684
LC4 Enduro 640 98-06	2110-0740
LC4 Six Days 640 99	2110-0740
LC4-E Enduro 640 00-02	2110-0740
LC4-E Six Days 640 00-02	2110-0740
EGS-E 620 97	2110-0740
LSE 620 97	2110-0740
Rally Replica 450 11-14	2110-0683
Rally Replica 450 15	2110-0821
Rally Factory Replica 660 07	2110-0740

STARTERS

- Manufactured to meet or exceed OEM specifications
- Insulated armature for rust and corrosion protection
- Rubber seals on top and bottom side of unit ensures dry operation for longer life
- 90/10 Copper bushings-longer life

**PARTS
EUROPE**

FITS MODEL	COLOR	PART #
KTM		
400 LC4 98-99	Silver	2110-0740
400 LC4-E 00-01	Silver	2110-0740
400 LC4-R 99	Silver	2110-0740
400 LS-E 04-05	Silver	2110-0740
0 RXC-E 95-98	Silver	2110-0740
620 Duke 96	Silver	2110-0740
620 Duke-E 97	Silver	2110-0740
620 EGS-E/LSE 97	Silver	2110-0740
620 LC4 SC Supermoto 00-01	Silver	2110-0740
620 RXC-E 97	Silver	2110-0740
620 XC 98	Silver	2110-0740

FITS MODEL	COLOR	PART #
KTM (CONT)		
625 SMC 04-06	Silver	2110-0740
625 SXC 03-07	Silver	2110-0740
640 Adventure 05-07	Silver	2110-0740
Adventure-R 98-04	Silver	2110-0740
640 Duke-E 98	Silver	2110-0740
640 Duke II 99-05	Silver	2110-0740
640 Duke II Limited Edition 06	Silver	2110-0740
640 LC4 Adventure/Supermoto 03-06	Silver	2110-0740
640 LC4 Enduro 98-06	Silver	2110-0740

FITS MODEL	COLOR	PART #
KTM (CONT)		
LC4-E Enduro 00-02	Silver	2110-0740
640 LC4 Six Days 99	Silver	2110-0740
640 LC4-E Six Days 00-02	Silver	2110-0740
640 LC4-E Supermoto 99-02	Silver	2110-0740
660 LC4 Supermoto 99-00	Silver	2110-0740
660 Rallye 00-03	Silver	2110-0740
660 Rallye Factory Replacement 04-06	Silver	2110-0740
660 Rallye Factory Replica 07	Silver	2110-0740

STARTER MOTORS

- Starters are manufactured to meet or exceed OEM specifications
- Insulated armature for rust and corrosion protection
- Rubber seals on top and bottom side of unit – ensures dry operation for longer life
- 90/10 copper bushings for a longer life

**2110-0662****2110-0684****UTV APPLICATIONS**

FITS MODEL	PART #
ARCTIC CAT	
Prowler 550 09-12	2110-0626
Prowler 550 XT 13-15	2110-0626
Prowler 650 06-07	2110-0623
Prowler 650 08-09	2110-0626
Prowler 700 HDX 11-14	2110-0626
Prowler 700 HDX XT 15	2110-0626
Prowler 700 XT 08-09, 15-17	2110-0626
Prowler 700 GTX 08-14	2110-0626
Prowler 1000 XTZ 08-13	2110-0630
Prowler 1000 XT 15-17	2110-0626
BMS MOTOR SPORTS	
Ranch Pony 400cc (all)	2110-0659
BOBCAT	
3400/3400XL/3450/3600/3650 (all)	2110-0922
CAN-AM	
Commander 800R EFI 11-17	2110-0613
Commander 800R EFI DPS 13-15	2110-0613
Commander 800R EFI XT 12-17	2110-0613
Commander 1000 EFI 11-17	2110-0613
Commander 1000 EFI DPS 14-15	2110-0613
Commander 1000 EFI LTD 12-15	2110-0613
Commander 1000 EFI X 12-13	2110-0613

FITS MODEL	PART #
CAN-AM (CONT)	
Commander 1000 EFI XT 12-17	2110-0613
Commander 1000 EFI XT-P 14-15	2110-0613
Maverick 1000 13-17	2110-0613
Maverick 1000 XDS DPS 15	2110-0613
Maverick 1000 XMR 14-17	2110-0613
Maverick 1000 XRS 13-15	2110-0613
Maverick 1000 XRS DPS 15	2110-0613
Maverick 1000 XXC 14-17	2110-0613
Maverick Max 1000 14-17	2110-0613
Maverick Max 1000 XDS DPS 15	2110-0613
Maverick Max 1000 XRS 14	2110-0613
Maverick Max 1000 XRS DPS 14-15	2110-0613
COLEMAN	
Outfitter 400 (all)	2110-0709
Outfitter 500 (all)	2110-0712
CUB CADET	
Big Country 4x2 03-05	2110-0678
HISUN	
400 4x4 (all)	2110-0709
500 4x4 (all)	2110-0712
700 Mayhem (all)	2110-0712

FITS MODEL	PART #
HONDA	
Pioneer 500 15-16	2110-0662
MUV700 Big Red 09-13	2110-0667
Pioneer 700 14-16	2110-0665
Pioneer 700-4 14-16	2110-0665
JOHN DEERE	
Buck 500 4-Tec Rotax engine (all)	2110-0641
Gator TX Kawasaki 15,5HP engine (all)	2110-0682
Gator XUV 620i 4x4 Kawasaki 23HP engine (all)	2110-0679
Gator XUV 625i 4x4 Kawasaki 23HP engine (all)	2110-0679
KAWASAKI	
KAF300 Mule 500 (all)	2110-0678
KAF300 Mule 520 (all)	2110-0678
KAF300 Mule 550 (all)	2110-0678
KAF400 Mule 600 05-16	2110-0682
KAF400 Mule 610 4x4 05-16	2110-0682
KAF400 Mule 610 4x4 Hardwoods 06-09	2110-0682
KAF400 Mule 610 4x4 Realtree APG 06-12	2110-0682
KAF400 Mule 610 4x4 XC 10-15	2110-0682
KAF400 Mule 610 4x4 XC Realtree APG 11-14	2110-0682

PARTS EUROPE

STARTER MOTORS (CONT)

UTV APPLICATIONS (CONT)

FITS MODEL	PART #
KAWASAKI (CONT)	
KAF620 Mule 2500 (all)	2110-0679
KAF620 Mule 2510 4x4 (all)	2110-0679
KAF620 Mule 2520 Turf (all)	2110-0679
KAF620 Mule 3000 (all)	2110-0680
KAF620 Mule 3010 4x4 (all)	2110-0680
KAF620 Mule 3010 4x4 Adv. Classic (all)	2110-0680
KAF620 Mule 3010 4x4 Hardwoods (all)	2110-0680
KAF620 Mule 3010 Trans 4x4 (all)	2110-0680
KAF620 Mule 3010 Trans 4x4 Hardwoods (all)	2110-0680
KAF620 Mule 3020 Turf (all)	2110-0680
KAF620 Mule 4000 P9F-PAF (-FD620DE485832) 09-10	2110-0680
KAF620 Mule 4010 4x4 M9F-MAF (-FD620DE485832) 09-10	2110-0680
KAF620 Mule 4010 4x4 Hardwoods Green N9F (-FD620DE485832) 09	2110-0680
KAF620 Mule 4010 Trans 4x4 R9F-RAFA (-FD620DE485832) 09	2110-0680
KAF620 Mule 4010 Trans 4x4 Hardwoods Green S9F (-FD620DE485832) 09	2110-0680
KRF750 Teryx 750 4x4 08	2110-0677
KRF750 Teryx 750 4x4 LE 08	2110-0677
KRF750 Teryx 750 4x4 NRA 08	2110-0677
KRF750 Teryx 750 FI 4x4 09-13	2110-0677
KRF750 Teryx 750 FI 4x4 LE 09-13	2110-0677
KRF750 Teryx 750 FI 4x4 LE NRA Outdoors 09	2110-0677
KRF750 Teryx 750 FI 4x4 LE Sport 09	2110-0677
KRF750 Teryx 750 FI 4x4 LE Sport ME 09	2110-0677
KRF750 Teryx 750 FI 4x4 SGE 10-12	2110-0677
KRF750 Teryx 750 FI 4x4 Sport 10-13	2110-0677
KRT750 Teryx4 750 4x4 12-13	2110-0677
KRT750 Teryx4 750 4x4 EPS 12-13	2110-0677
KRT750 Teryx4 750 4x4 EPS LE 12-13	2110-0677
KRT750 Teryx4 750 4x4 EPS Realtree AGP 12-13	2110-0677
KRF800 Teryx 14-17	2110-0677
KRF800 Teryx Camo 14-17	2110-0677
KRF800 Teryx LE 14-17	2110-0677

FITS MODEL	PART #
KAWASAKI (CONT)	
KRT800 Teryx4 14-17	2110-0677
KRT800 Teryx4 Camo 14-17	2110-0677
KRT800 Teryx4 LE 14-17	2110-0677
KAF950 Mule 2510 (all)	2110-0681
	2110-1070¹
KAF950 Mule 3010 4x4 (Incl. models before 2004) 04-05	2110-0681
	2110-1070¹
KAF950 Mule 3010 4x4 06-08	2110-0681
	2110-1070¹
KAF950 Mule 3010 Trans 4x4 07-08	2110-0681
	2110-1070¹
KAF950 Mule 4010 4x4 09-13	2110-0681
	2110-1070¹
KAF950 Mule 4010 Trans 4x4 09-13	2110-0681
	2110-1070¹
KAF950 Mule 4010 Trans 4x4 Realtree APG 10	2110-0681
	2110-1070¹
KYMCO	
UXV 500 08-15	2110-0687
UXV 500i 11-15	2110-0687
POLARIS	
Big Boss 250 4x6 89-92	2110-0690
Big Boss 250 6X6 91-93	2110-0690
Big Boss 300 6X6 94	2110-0690
Big Boss 350 6X6 93	2110-0690
Big Boss 400L 6X6 94-97	2110-0690
Magnum 425 6X6 96-97	2110-0692
Ranger 2X4 01-04	2110-0692
Ranger 4X4 400 10-14	2110-0692
Big Boss 500 6X6 98-99	2110-0692
Big Boss 500 6X6 INT'L 99-02	2110-0692
Ranger 2X4 500 05-09	2110-0692
Ranger 4X4 500 01-07	2110-0692
Ranger 4X4 500 Crew 11-13	2110-0692
Ranger 4X4 500 EFI 06-13	2110-0692
Ranger 6X6 98-05	2110-0692
RZR 570 EFI 12-13	2110-0921
Ranger 4x4 570 EFI/EFI Crew 14	2110-0921
Sportsman 500 6x6 00-08	2110-0692
Ranger 4x4 700 05	2110-0601

FITS MODEL	PART #
POLARIS	
Ranger 4x4 700 EFI 07-09	2110-0601
Ranger 4x4 700 EFI Crew 08-09	2110-0601
Ranger 6X6 700 EFI 06-09	2110-0601
Ranger XP 700 06	2110-0692
Ranger 4x4 800 EFI 10-14	2110-0601
Ranger 4x4 800 EFI Crew 10-14	2110-0601
Ranger 6X6 800 EFI 10-16	2110-0601
Ranger XP 800 12	2110-0601
RZR 800 EFI 08-14	2110-0601
RZR S 800 EFI 09-14	2110-0601
RZR 4 800 EFI 10-14	2110-0601
Sportsman Big Boss 800 EFI 6x6 09-10	2110-0601
Ranger 4x4 900 Crew 14	2110-0920
Ranger 4x4 900 Crew Diesel 12-14	2110-0922
Ranger 4x4 900 Diesel 11-14	2110-0922
Ranger XP 900 13-14	2110-0920
RZR 900 EPS/EPS Int'l 14	2110-0920
RZR 900 XP 11	2110-0698
RZR 900 XP EFI 12	2110-0698
RZR 900 XP EFI 13	2110-0920
RZR 900 XP EPS 13	2110-0920
RZR 4 900 XP 12	2110-0698
RZR 4 900 XP 13-14	2110-0920
RZR 4 900 XP EFI 13	2110-0920
General 1000 EPS 16-17	2110-0920
General 1000 EPS DLX 16-17	2110-0920
General 4 1000 EPS 16-17	2110-0920
RZR 1000 XP/XP Int'l 14	2110-0920
RZR 4 1000 XP 14	2110-0920
YAMAHA	
Rhino 450 YXR450F 06-09	2110-0712
Rhino 660 YXR660F 04-07	2110-0712
Rhino 700 YXR700F 08-13	2110-0718
Viking 700 YXC700D 15-17	2110-0718
Viking 700 YXM700D 14-17	2110-0718
Viking 700 EPS YXC700P 15-17	2110-0718
Viking 700 EPS YXC700PH Hunter 15-17	2110-0718
Viking 700 EPS YXM700P 14-17	2110-0718

¹ Two mounting ears threaded.

ATV APPLICATIONS

FITS MODEL	PART #	FITS MODEL	PART #	FITS MODEL	PART #	FITS MODEL	PART #
KTM		KTM (CONT)		POLARIS		POLARIS (CONT)	
450 SX ATV 09-10	2110-0683	525 XC ATV 06-09	2110-0684	Outlaw 450 MXR 09	2110-0684	Outlaw 450 S 10	2110-0684
505 SX ATV 10	2110-0683	525 XC-W ATV 07	2110-0684	Outlaw 450 S 08	2110-0684	Outlaw 525 07-11	2110-0684




2110-0418

STARTER REBUILD KITS

- Features armature, brush plate with brushes, bearing, bearing seal and bushing (not for units with T-Moric starter)

FITS MODEL	PART #
HONDA	
CRF450X 05-13	2110-0418
HUSABERG	
TE250 12	2110-0418
KAWASAKI	
KLX140/KLX140L 08-18	2110-1012
KTM	
300 EXC-EU 08	2110-0418
300 SD 09	2110-0418



2110-1012

FITS MODEL	PART #
KTM (CONT)	
250 XC 06-12	2110-0418
300 XC 09-12	2110-0418
250 XC-W 06	2110-0418
250 XC-W 08-12	2110-0418
300 XC-W 08-12	2110-0418
YAMAHA	
YZF R1 00-03	2110-0402
YZF R1 04-06	2110-0403

STARTER MOTOR REBUILD KIT

- Includes drive end bearing, com end bearing, armature, complete brush plate, insulator assembly and two large-body O-rings



2110-0380

FITS MODEL	PART #
HONDA	
GL1500 90-00 (all with single post only)	2110-0380



2110-1009

FITS MODEL	PART #
YAMAHA	
YZFR1 R1 07-14	2110-1009
FJR1300 03-22	2110-1010

STARTER MOTOR BRUSH


- Replacement brush for 2-brush starter motors

FITS MODEL	PART #
APRILIA	
RXV 450/550 07-09	2110-1090
SXV 450/550 07-09	2110-1090



2110-1090

FITS MODEL	PART #
YAMAHA	
WR250F 03-12	2110-1090
WR450F 03-15	2110-1090



1003-1996

CARBURETOR REBUILD KIT

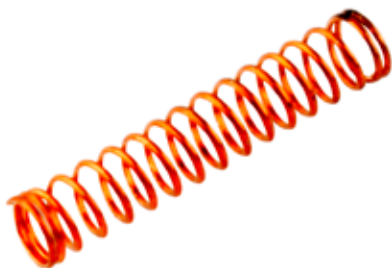
- Includes all necessary parts for complete carburetor rebuild

FITS MODEL	PART #
SEA-D00	
580 GT 91	1003-1996
580 GTS 92-96	1003-1996
580 GTX 92-93	1003-1996
580 SP 91-96	1003-1996
580 SPI 93-96	1003-1996
580 SPX 93	1003-1996
580 XP 91-92	1003-1996
650 GTX/SPX 94-95	1003-1996
650 XP 93-95	1003-1996
650 XPI 94	1003-1996
720 GS 97-01	1003-1996

FITS MODEL	PART #
SEA-D00 (CONT)	
720 GSI 97	1003-1996
720 GTI 96-05	1003-1996
720 GTI LE 02-04	1003-1996
720 GTS 97-01	1003-1996
720 HX 95-97	1003-1996
720 SP 97	1003-1996
720 SPX 96	1003-1996
800 3D RFI 05	1003-1996
800 GSX/GTX 96-97	1003-1996
800 SPX 97-99	1003-1996
800 XP 95-97	1003-1996

FITS MODEL	PART #
YAMAHA	
650 LX 91-93	1003-1996
650 SuperJet 90-93	1003-1996
650 VXR 91-93, 95	1003-1996
650 Wave Runner III 90-93, 95-96	1003-1996
700 SuperJet 700 94-20	1003-1996
700 Wave Blaster 93-96	1003-1996
700 Wave Raider 94-97	1003-1996
700 Wave Runner III 94-95, 97	1003-1996

FITS MODEL	PART #
YAMAHA (CONT)	
700 Wave Venture 95-96, 98	1003-1996
1100 Wave Raider 95-96	1003-1996
1100 Wave Venture 96-97	1003-1996
1200 GP 97-99	1003-1996
1200 SUV 99-02	1003-1996
1200 XL 98	1003-1996



CARBURETOR SPRING

- Fits all Mikuni SBN carburetors
- 115 g

DESCRIPTION	PART #
Carburetor spring	1003-1997



WASHABLE AIR FILTERS FOR YAMAHA

- OEM stock replacement air filters
- Washable and reusable to maximize performance and budget
- Clean air filters increase airflow, meaning more power and greater performance

FITS MODEL	PART #
1050 (all)	1011-4618

XSTREAM SERIES MOTOCROSS HIGH-FLOW AIR FILTER FOR KAWASAKI KLX250S/SF 09-21, KLX300/R/SM 20-21



- Designed to increase horsepower and throttle response
- Provide high capacity, with low restriction, resulting in increased horsepower and torque
- Feature K&N's purpose-built "XD" Extreme Duty Filter Media
- Deep pleats provide high airflow and long service intervals
- Strong, pliable molded flange and seals
- No fuel-management modifications necessary
- Washable and reusable, pre-oiled and ready to race!

DESCRIPTION

Air filter

PART

1011-4583

HIGH-FLOW AIR FILTERS™

- Designed to provide increased performance
- Pleated media provides a large filtration area offering long service intervals
- Multi-layers of woven cotton gauze media offers excellent filtration
- Fits directly into OEM airbox with application specific Sealing Bead to ensure a precise fit
- Fuel-management modifications are not required for increased performance
- Washable and reusable, pre-oiled and ready to ride



1011-4582



1011-4579

FITS MODEL	PART #
CAN-AM	
Maverick X3 Turbo/R 900 20, Maverick X3 Max Turbo 900 20	1011-4582
Maverick X3 DS Turbo 900/R/RR 20-22, Maverick X3 Max DS Turbo 900/R/RR 20-22	1011-4582
Maverick X3 RS Turbo R/RR 900 20-22, Maverick X3 Max RS Turbo R/RR 900 20-22	1011-4582
Maverick X3 X ds Turbo RR 900 20-22, Maverick X3 Max X ds Turbo RR 900 20-22	1011-4582
Maverick X3 X mr Turbo 900/RR/RR 64/RR 72 20-22, Maverick X3 Max X mr Turbo RR 900 20-22	1011-4582

FITS MODEL	PART #
CAN-AM (CONT)	
Maverick X3 X rc Turbo 900/RR/RR 64/RR 72 20-22	1011-4582
Maverick X3 X rs Turbo RR/Smart-Shox 900 20-22, Maverick X3 Max X rs Turbo RR/Smart Shox 900 20-22	1011-4582
KAWASAKI	
Teryx KRX 1000/Trail/Special Edition 20-21	1011-4562
YAMAHA	
YXE85 Wolverine X2/X2 R-Spec/X2 XT-R/X2 R-Spec XT-R/X4/X4 SE/X4 R-Spec/X4 R-Spec SE/X4 XT-R 18-22	1011-4579

HIGH-FLOW AIR FILTERS™ OE REPLACEMENT HIGH-FLOW AIR FILTERS™

- Designed to provide increased performance
- Pleated media provides a large filtration area offering long service intervals
- Multi-layers of woven cotton gauze media offer excellent filtration
- Fits directly into OEM airbox with application specific Sealing Bead to ensure a precise fit
- Fuel-management modifications are not required for increased performance
- Washable and reusable, pre-oiled and ready to ride



1011-3529



1011-4636



1011-4622

FITS MODEL	PART #
CAN-AM	
Spyder RT/RT-S SE6/SM6/F3/ST-S SE5 14-21	1011-3529
BMW	
R nineT/Pure/Racer/Scrambler/Urban GS 20-22 (f/20 R nineT/Pure/Racer/Scrambler OEM #13728406673)	1011-4584
R 18/Classic 20-22	1011-4622
HONDA	
PCX125/150 18-20	1011-4637

FITS MODEL	PART #
KTM	
1290 Super Duke R 20-22, 1290 Super Duke R Evo 22, 1290 Super Duke RR 22	1011-4638
TRIUMPH	
Scrambler 1200 XC/XE 19-20	1011-4639
YAMAHA	
MT-09 21, Tracer 9/GT 21	1011-4636



UMBRELLA

- Whether rain or shine, the Thor umbrella opens to a full 152 cm (60") in diameter to keep you covered
- Made of durable but light nylon with a manual 76 cm (30") black shaft

COLOR

Black/white

PART

9501-0223



STAINLESS TRAVEL TUMBLER

- 503 ml (17 oz.) stainless steel
- BPA-free plastic interior
- Slide-to-close lid

DESCRIPTION

Stainless travel tumbler

PART

9501-0222



HITCH COVER

- Molded plastic chassis
- Domed THOR decal sticker

DESCRIPTION

Hitch cover

PART

9905-0164



E-BIKE DRIVETRAIN TOOL

- Precision machined, 6061 aluminum body with a screw cap
- Inner polypropylene tool bit holder contains: 5 mm, 6 mm Hex and T30 Torx bits
- Rubber O-ring reduces water ingress into tool bits
- Silicone sleeve protects bicycle crank when backpedaling
- Corrosion-resistant neodymium magnet snaps tool bits into place
- Handy size can be taken with you anywhere
- Allows drivetrain cleaning, maintenance and lubing to be completed easily
- Anodized finish in Muc-Off pink

DESCRIPTION

E-bike drivetrain tool

PART

3806-0111



COLLAPSIBLE SILICONE FUNNEL

- Designed to fit into the bottle neck of all Muc-Off bike cleaner and drivetrain cleaner bottles for easy refilling
- Collapsible fold up design; portable and easy to store
- Flexible construction
- Easy to clean and is dishwasher safe
- Made from durable, food-grade silicone that is non toxic
- Silicone is highly durable

DESCRIPTION

Collapsible silicone funnel

PART

3850-0579

Z1R®**ECE 22.05****A****B****C****RISE CAMO 2**

- Injection-molded polycarbonate shell construction
- Dual-density EPS liner provides more progressive impact absorption
- Removable polyester moisture-wicking helmet liner and cheek pads
- Dual forehead and rear exhaust vents increase cooling airflow
- Open-flow mouth guard with aluminum mesh insert
- See helmet size guide before ordering
- ECE 22.05 certified

SIZE	(A) CAMO 2, GRAY	(B) CAMO 2, RED	(C) CAMO 2, BLUE
XS	0110-7264	0110-7280	0110-7288
S	0110-7265	0110-7281	0110-7289
M	0110-7266	0110-7282	0110-7290
L	0110-7267	0110-7283	0110-7291
XL	0110-7268	0110-7284	0110-7292
2X	0110-7269	0110-7285	0110-7293

Z1R HELMET SIZE CHART

SIZE	HAT SIZE	INCHES	CENTIMETERS
XS	6 ⁵ / ₈ - 6 ³ / ₄	20 ⁷ / ₈ - 21 ¹ / ₄	53 - 54
S	6 ⁷ / ₈ - 7	21 ⁵ / ₈ - 22	55 - 56
M	7 ¹ / ₈ - 7 ¹ / ₄	22 ³ / ₈ - 22 ³ / ₄	57 - 58
L	7 ³ / ₈ - 7 ¹ / ₂	23 ¹ / ₈ - 23 ¹ / ₂	59 - 60
XL	7 ⁵ / ₈ - 7 ³ / ₄	24 - 24 ³ / ₈	61 - 62
2X	7 ⁷ / ₈ - 8	24 ³ / ₄ - 25 ¹ / ₈	63 - 64

ZIR**ECE 22.05****CHILD RISE CAMO 2**

- Injection-molded polycarbonate shell
- Contoured design shaped for a child's head
- Lightweight, compact shell design for optimal fit and comfort
- Fully removable polyester moisture-wicking liner and cheek pads
- Open-flow mouth guard
- See helmet size guide below before ordering
- ECE 22.05 certified

SIZE	(A) CAMO 2, GRAY	(B) CAMO 2, RED	(C) CAMO 2, BLUE
S	0111-1454	0111-1460	0111-1463
M	0111-1455	0111-1461	0111-1464
L	0111-1456	0111-1462	0111-1465

SIZE CHART

SHELL SIZE	HAT SIZE	INCHES	CENTIMETERS
S	6 ¹ / ₈ -6 ¹ / ₄	19 ¹ / ₄ -19 ³ / ₄	49-50
M	6 ³ / ₈ -6 ¹ / ₂	20-20 ¹ / ₂	51-52
L	6 ⁵ / ₈ -6 ³ / ₄	20 ⁷ / ₈ -21 ¹ / ₄	53-54

MEN'S MOTORHEAD3 JACKET

- Tough 1,2 mm-1,4 mm Brazilian cowhide/ textile chassis that is designed for comfort and an aggressive riding stance
- D3O® removable back, elbow and shoulder impact protectors
- Expansion panels at elbow and upper back plus waist adjusters provide a better, more comfortable fit
- Laser-perforated zones, AirFly™ center front stowable mesh panel and zippered vents at shoulders and cuffs provide increased airflow when necessary on hot days
- Removable insulated vest liner and full-length removable waterproof liner provide comfort in cold or wet conditions
- Quality YKK zippers
- ICON® Sport fit with straight body and articulated arms
- See Icon® Europe size conversion chart on page 32 before ordering
- Jacket tested and certified according to European Standard EN 17092-3: 2020 Class AA




Back view

SIZE	BLACK
S	2810-3854
M	2810-3855
L	2810-3856
XL	2810-3857

SIZE	BLACK
2X	2810-3858
3X	2810-3859
4X	2810-3860

SIZE	S	M	L	XL	2X	3X	4X
Chest	89 cm - 94 cm (35"-37")	94 cm - 104 cm (37"-41")	104 cm - 112 cm (41"-44")	112 cm - 122 cm (44"-48")	122 cm - 135 cm (48"-53")	135 cm - 147 cm (53"-58")	147 cm - 160 cm (58"-63")
Sleeve length	81 cm (32")	84 cm (33")	86 cm (34")	89 cm (35")	91 cm (36")	94 cm (37")	97 cm (38")



WOMEN'S TUSCADERO2™ JACKET

- Ax® Laredo engineered synthetic chassis
- Removable D3O® back, elbow and shoulder impact protectors
- Internal 300D polyester elbow and shoulder reinforcements
- Insulated vest liner for chilly mornings
- Laser perforated panels for hot afternoons
- Women's-specific Icon® Sport fit with straight body and pre-curved arms
- See Icon® Europe size conversion chart on page 32 before ordering
- Tested and certified according to European Standard EN 17092-4:2020 class A



Back view

SIZE	BLACK
XS	2822-1426
S	2822-1427
M	2822-1428

SIZE	BLACK
L	2822-1429
XL	2822-1430
2X	2822-1431

SIZE	XS	S	M	L	XL	2X
Chest	73 cm - 81 cm (29"-32")	81 cm - 89 cm (32"-35")	89 cm - 97 cm (35"-38")	97 cm - 104 cm (38"-41")	104 cm - 112 cm (41"-44")	112 cm - 122 cm (44"-48")
Sleeve length	76 cm (30")	78 cm (30,5")	80 cm (31,5")	81 cm (32")	83 cm (32,5")	85 cm (33,5")



A



B



Back view



C



D



MEN'S PDX3™ RAIN JACKETS

- Fully-taped Hycor™ waterproof/breathable shell
- Removable, insulated vest liner for when rain turns cold
- Removable D3O® impact protectors in the elbows, shoulders and back
- Internal 300D polyester reinforcements
- Pit zips provide additional venting ability
- Hood rolls up and stows away for riding
- Icon® Relaxed fit with straight body and straight arms
- See Icon® Europe size conversion chart on page 32 before ordering
- Tested and certified according to European Standard EN 17092-4:2020 class A

SIZE	(A) BLACK	(B) GRAY	(C) OLIVE	(D) DARK CAMO
S	2820-5809	2820-5815	2820-5821	2820-5827
M	2820-5810	2820-5816	2820-5822	2820-5828
L	2820-5811	2820-5817	2820-5823	2820-5829
XL	2820-5812	2820-5818	2820-5824	2820-5830
2X	2820-5813	2820-5819	2820-5825	2820-5831
3X	2820-5814	2820-5820	2820-5826	2820-5832

SIZE	S	M	L	XL	2X	3X
Chest	89 cm - 94 cm (35"-37")	94 cm - 99 cm (37"-41")	104 cm - 112 cm (41"-44")	112 cm - 122 cm (44"-48")	122 cm - 135 cm (48"-53")	135 cm - 147 cm (53"-58")
Sleeve length	86 cm (34")	88 cm (34,5")	89 cm (35")	90 cm (35,5")	91 cm (36")	91 cmm (36")



WOMEN'S PDX3™ RAIN JACKET

- Fully-taped Hycor™ waterproof/breathable shell
- Removable, insulated vest liner for when rain turns cold
- Removable D3O® impact protectors in the elbows, shoulders and back
- Internal 300D polyester reinforcements
- Pit zips provide additional venting ability
- Hood rolls up and stows away for riding
- Women's-specific Icon® Relaxed fit with straight body and straight arms
- See Icon® Europe size conversion chart below before ordering
- Tested and certified according to European Standard EN 17092-4:2020 class A



Back view

SIZE	BLACK
XS	2822-1453
S	2822-1454
M	2822-1455
L	2822-1456
XL	2822-1457
2X	2822-1458

SIZE	XS	S	M	L	XL	2X
Chest	73 cm - 81 cm (29"-32")	81 cm - 89 cm (32"-35")	89 cm - 97 cm (35"-38")	97 cm - 104 cm (38"-41")	104 cm - 112 cm (41"-44")	112 cm - 122 cm (44"-48")
Sleeve length	76 cm (30")	78 cm (30,5")	80 cm (31,5")	81 cm (32")	82 cm (32,5")	84 cm (33")

ICON EUROPE SIZE CONVERSION CHARTS

MEN'S JACKET CONVERSION CHART

United States	XS	S	M	L	XL	2X	3X	4X	5X
United Kingdom	36	38	40	42/44	44/46	48	50	54	56
Europe	46	48	50	54	56	58	60	64	66

MEN'S PANTS CONVERSION CHART

UNITED STATES	28	30	32	34	36	38	40	42	44	46	48	50	52	54
United Kingdom	28	30	32	34	36	38	40	42	44	46	48	50	52	54
Europe	46	48	50	54	56	58	60	64	66	NA	NA	NA	NA	NA

WOMEN'S JACKET CONVERSION CHART

UNITED STATES	XS	S	M	L	XL	2X	3X
United Kingdom	5	7	9	11	13	15	17
Europe	40	42	44	46	48	50	52

WOMEN'S PANTS CONVERSION CHART

UNITED STATES	1	3	5	7	9	11	13	15
United Kingdom	3	5	7	9	11	13	15	17
Europe	38	40	42	44	46	48	50	52



GARAGE COACH'S JACKET

- 100% polyester, 240T 600 mm DWR coating
- Lightweight collared wind jacket
- Point collar, snap opening at front
- Welt hand pockets, drawcord adjuster at hem, elastic cuffs
- Logo graphic at chest and back
- Internal main label and external label branding

SIZE	CAMO
S	3001-1344
M	3001-1345
L	3001-1346
XL	3001-1347
2X	3001-1348



A



B



C

FASTBACK TEES

- 30 singles, 100% combed ring-spun cotton; 150 G/M2
- Chest and back Astar stripe graphic
- Soft hand print
- Internal neck print, external labeling

SIZE	(A) BLACK	(B) SILVER	(C) NAVY
S	3030-21683	3030-21688	3030-21693
M	3030-21684	3030-21689	3030-21694
L	3030-21685	3030-21690	3030-21695
XL	3030-21686	3030-21691	3030-21696
2X	3030-21687	3030-21692	3030-21697



DROP 6.0 v2 SHORT-SLEEVE JERSEY

- Bamboo charcoal delivers exceptional moisture-wicking properties allowing it to absorb excess moisture from the skin quickly; perfect for the rigors of Enduro riding
- High protection against UV: The structure of the bamboo charcoal and the weaving method used combine to offer significant protection against UV rays
- Bamboo charcoal features a quick-drying treatment for comfort and improved anti-bacterial performance
- Extended mesh panels on upper chest, back and underarms for high levels of breathability
- Ergonomic low collar design for enhanced rider comfort
- Mesh panel inserts on the back and underarms for high levels of inner ventilation
- Elongated lower back panel helps maintain fit in various riding positions
- YKK® zippered back pocket for safe and secure storage of essentials

SIZE	CORAL/BLACK
S	5020-0129
M	5020-0130
L	5020-0131
XL	5020-0132



Back view

DROP 4.0 SHORT-SLEEVE JERSEY

- Designed specifically for endurance riding
- Constructed from an advanced poly-fabric for comfort and durability
- Lightweight design is low maintenance for easy care
- Quick-drying fabric wicks moisture away effectively for high levels of temperature control
- Low V-neck collar design for ease of entry and comfort

SIZE	BLACK/GRAY
S	5020-0124
M	5020-0125
L	5020-0126
XL	5020-0127
2X	5020-0128



Back view



A



B



Back view

ALPS 4.0 v2 SHORT-SLEEVE JERSEYS

- Constructed from an advanced Jacquard poly-fabric
- Moisture-wicking performance
- Fabric features a quick-drying treatment for comfort and improved anti-bacterial performance
- Poly-fabric material also delivers enhanced durability and color fastness
- Main shell incorporates four-way stretch fibers for excellent levels of flex, comfort and fit
- Extended rear lumbar area for extended coverage

SIZE	(A) BLACK/TANGERINE/WHITE	(B) BLUE/BLACK/LIGHT GRAY
S	5020-0114	5020-0119
M	5020-0115	5020-0120
L	5020-0116	5020-0121
XL	5020-0117	5020-0122
2X	5020-0118	5020-0123



DROP 6.0 GLOVES

- Designed specifically for endurance racing
- Upper side of glove is constructed from breathable stretch mesh for rider comfort and optimal fit
- Strategically perforated palm for high levels of airflow and ventilation
- Features a durable synthetic suede palm for enhanced durability and high levels of grip
- Patch on scaphoid for added strength and comfort
- Hook-and-loop fastener on top of backhand for a safe and secure closure
- Touchscreen-compatible fingertips for use with smartphones and GPS

SIZE	(A) BLACK	(B) MID-BLUE
S	3360-0013	3360-0167
M	3360-0014	3360-0168
L	3360-0015	3360-0169
XL	3360-0016	3360-0170
2X	3360-0017	3360-0171
3X	3360-0018	-



A



B



DROP 4.0 GLOVES

- Designed specifically for endurance riding
- Upper side of glove is constructed from breathable stretch mesh for rider comfort and optimal fit
- Strategically perforated palm for high levels of airflow and ventilation
- Hook-and-loop fastener on top of backhand for a safe and secure closure
- Touchscreen-compatible fingertips for use with smartphones and GPS

SIZE	(A) BLACK	(B) RED
S	3360-0019	3360-0162
M	3360-0020	3360-0163
L	3360-0021	3360-0164
XL	3360-0022	3360-0165
2X	3360-0023	3360-0166
3X	3360-0024	-



A



B



VECTOR TECH PROTECTION JACKET

- Multi-material streamlined design for superior body fit, which enables top to be worn under jersey
- Lightweight, stretchable mesh main construction with breathable padded inserts
- Strategically placed panels to ensure the vest remains well fitted
- Ergonomic back protector follows natural curve of the back
- Hydration pack compatible with conveniently positioned openings and loops for easy hose routing
- Double hose routing option (over shoulder/underneath arm)
- Rear kidney compartments for convenient additional storage
- Full length main front zippers for easy in and out
- Soft chest and side padding for added protection and comfort
- BNS compatible with the use of X or A-Straps
- The following standards apply to these products, back protector: EN1621-2:2014 Level 1



Back view

SIZE	BLACK
XS	2701-1121
S	2701-1122
M	2701-1123

SIZE	BLACK
L	2701-1124
XL	2701-1125
2X	2701-1126

**STELLA PARAGON LITE LONG-SLEEVE PROTECTION JACKET**

- Specifically designed and engineered for female riders
- Extremely lightweight, this durable and flexible protector is constructed from a breathable stretch mesh for a comfortable, close fit
- New design features interlinked cell protectors which are highly perforated and secured in a mesh pocket for excellent breathability and core cooling
- Abrasion-resistant fabric front panel for enhanced durability
- The triple segmented back shell plate is constructed from a high-performance polymeric material blend for optimized flexibility and excellent weight saving properties
- The back protector's structure design changes from the center towards the outside and provides the perfect balance between force dispersion and energy absorption
- Ergonomic protection plate contours to the natural curve of the back ensuring optimum fit while riding
- Back protector's unique microstructure cell is designed for advanced energy absorption, adaptivity, maximum breathability and airflow
- Equipped with horizontal flexion grooves to ensure an adaptive fit in different riding positions
- Soft, comfortable airmesh on the body side of the protector delivers maximum breathability and rider comfort
- PU foam chest pad provides additional coverage to the chest area
- According to European statutory law the CE mark is a conformity requirement for the marketing of this product
- The following standards apply to this product: Back Protector – EN 1621-2:2014 Level 1 Elbow Protector – EN 1621-1:2012 Level 1 Shoulder Protector – EN 1621-1:2012 Level 1



Back view

SIZE	BLACK ANTHRACITE
One size fits most	2701-1138

PARAGON PLUS ELBOW PROTECTORS

- Lightweight, durable and flexible guard constructed from breathable stretch mesh for a comfortable, close fit
- Slip-on design with elasticated cuffs with silicone printing to prevent slippage
- Pre-shaped, ergonomic design for optimized performance with various riding positions
- Strategically positioned rip-stop fabric reinforcements for abrasion resistance and added durability
- Flat inward-facing seams for improved comfort and second skin feel and fit
- Protector pads are perforated and secured in mesh pocket for breathability and core cooling
- Contoured protector pads offer a compressive, anatomical fit
- Sold as pairs
- The following standards apply to this product: EN 1621-1:2012 Level 1



SIZE	(A) BLACK/WHITE	(B) BLACK
XS	-	2706-0305
S	2706-0244	2706-0306
M	2706-0245	2706-0307
L	2706-0246	2706-0308
XL	2706-0247	2706-0309
2X	2706-0248	2706-0310



PARAGON PLUS KNEE PROTECTORS

- Lightweight, durable and flexible guard constructed from breathable stretch mesh for a comfortable, close fit
- Slip-on design with elasticated cuffs and silicone printing to prevent slippage
- Flat inward-facing seams for improved comfort and second skin feel and fit
- Pre-shaped, ergonomic design for optimized performance with various riding positions
- Strategically positioned rip-stop fabric reinforcements for abrasion resistance and added durability
- Protector offers targeted coverage and protection
- Protector pads are perforated and secured in mesh pocket for breathability and core cooling
- Contoured protector pads offer compressive, anatomical fit
- Sold as pairs
- The following standards apply to this product: EN 1621-1:2012 Level 1

SIZE	(A) BLACK/WHITE	(B) BLACK
XS	-	2704-0623
S	2704-0554	2704-0624
M	2704-0555	2704-0625
L	2704-0556	2704-0626
XL	2704-0557	2704-0627
2X	2704-0558	2704-0628



PARAGON LITE ELBOW PROTECTORS



- Lightweight, highly flexible design; provides impact and high-abrasion protection within a breathable mesh sleeve for airflow and comfort
- New design, interlinked cell protectors are highly perforated and secured in a mesh pocket for breathability and core cooling
- Slip-on design with elasticated cuffs and silicone printing to prevent slippage
- Abrasion-resistant fabric front panel
- Rollable design means the protector can be rolled when not in use; includes storage pouch
- The following standards apply to this product: EN 1621-1:2012 Level I



SIZE	BLACK
S	2706-0240
M	2706-0241

SIZE	BLACK
L	2706-0242
XL	2706-0243



PARAGON LITE KNEE PROTECTORS

- Lightweight, highly flexible design; provides impact and high-abrasion protection within a breathable mesh sleeve for airflow and comfort
- Slip-on design with elasticated cuffs and silicone printing to prevent slippage
- Abrasion-resistant fabric front panel
- Interlinked cell protectors are highly perforated and secured in a mesh pocket for breathability and core cooling
- Rollable design means the protector can be rolled when not in use; includes storage pouch
- The following standards apply to this product: EN 1621-1:2012 Level 1



SIZE	BLACK
S	2704-0550
M	2704-0551

SIZE	BLACK
L	2704-0552
XL	2704-0553



VECTOR ELBOW PROTECTORS

- Two-part construction permits the elbow to bend effortlessly while preventing the protector from slipping down the arm when riding
- Slipping is further prevented by the wider top elastic strap, which ensures the protector remains correctly positioned on the arm
- Lightweight elbow protector is constructed from a laminated rip-stop PE foam and poly-mesh for superior breathability and airflow
- Ergonomic, integrated Nucleon Flex Plus Technology protectors are strategically positioned to provide maximum protection in the knee area
- Comfort liner prevents material bunching to ensure a snug fit while providing a soft-feel contact against the skin
- Snug design offers a firm compression fit and soft tissue support for all styles of riding
- Additional thermoformed inner and outer side padding for additional coverage
- Hook-and-loop top and bottom elastic straps help keep the protector in place for effective protection
- Silicone printing on the inner liner also prevents the protector being displaced while riding
- Highly abrasion-resistant textile over the front panel for durability
- The following standards apply to this product, elbow protector – EN 1621-1:2012 Level 1



SIZE	BLACK/ANTHRACITE/RED
S/M	2706-0303
L/XL	2706-0304





VECTOR KNEE PROTECTORS

- 40% polyurethane 35% polyester 20% polyamide 5% other
- Extremely lightweight, durable and flexible protector constructed from breathable stretch mesh for a comfortable, close fit
- Highly convenient and time-saving slip-on design with elasticated hems with silicone printing to prevent slippage and help keep protector securely positioned
- Pre-shaped, ergonomic design for optimized performance with various riding positions
- Strategically positioned ripstop fabric reinforcements for abrasion-resistance and added durability
- Protector pads are perforated and secured in mesh pocket for excellent breathability and core cooling
- Protector pads are contoured to offer a compressive, anatomical fit
- Flat inward-facing seams for improved comfort and 'second skin' feel and fit
- The following standards apply to this product: EN1621-1:2012 Level 1



SIZE	BLACK/RED
S/M	2704-0621
L/XL	2704-0622

NUCLEON FLEX PRO ELBOW GUARDS

- Ergonomic design provides high levels of movement
- Open design structure ensures high levels of airflow and ventilation
- Slim design gives a low protector profile, meaning the protection appears discreet in the garment off the bike
- Adaptive design means the protector molds to the rider's body shape for enhanced levels of comfort
- The following standards apply to this product:
- Elbow guards - EN 1621-1:2012 (Level 2)
- Sold in pairs



SIZE	BLACK
S	2706-0226
L	2706-0227

NUCELON FLEX PRO KNEE GUARDS

- Ergonomic design provides high levels of movement
- Open design structure ensures high levels of airflow and ventilation
- Slim design gives a low protector profile, meaning the protection appears discreet in the garment off the bike
- Adaptive design means the protector molds to the rider's body shape for enhanced levels of comfort
- The following standards apply to this product:
- Knee guards - EN 1621-1:2012 (Level 2)
- Sold in pairs



SIZE	BLACK
S	2704-0529
L	2704-0530

YOUTH PARAGON LITE LONG-SLEEVE PROTECTION JACKET



- Extremely lightweight, durable and flexible protector constructed from breathable stretch mesh for a comfortable, close fit
- New design interlinked cell protectors are highly perforated and secured in a mesh pocket for excellent breathability and core cooling
- Abrasion resistant fabric front panel
- The super lightweight back protector insert is developed in three waist to shoulder dimensions in order to cover all body sizes
- The triple segmented back shell plate is constructed from a high performance polymeric material blend for optimized flexibility and excellent weight saving properties
- The back protector's structure design changes from the center towards the outside and provides the perfect balance between force dispersion and energy absorption
- Unique Cell microstructure is designed for advanced energy absorption, adaptivity, maximum breathability and airflow
- Ergonomic protection plate contour to the natural curve of the back ensuring optimum fit while riding
- Horizontal flexion grooves for an adaptive fit in different riding position
- Soft comfortable airmesh on the body side of the protector offers maximum breathability and rider comfort
- PU foam chest pad provides additional coverage to the chest area
- The following standards apply to this product, back protector: EN1621-2:2014 Level 1



SIZE	BLACK
S/M	2701-1119
L/XL	2701-1120

YOUTH PARAGON LITE ELBOW PROTECTORS

- Designed specifically for youth riders
- Extremely lightweight, durable and flexible protector constructed from breathable stretch mesh for a comfortable, close fit
- Highly convenient and time-saving slip-on design with elasticated cuffs and silicone printing to prevent slippage and help keep the protector securely positioned
- New design interlinked cell protectors are highly perforated and secured in a mesh pocket for excellent breathability and core cooling
- Abrasion-resistant fabric front panel
- Rollable design means the protector can be rolled compact when not in use or stored in the pouch supplied or in the back pocket of a riding jersey
- The following standards apply to this product: Elbow protector: EN1621- 1:2012 Level 1



SIZE	BLACK
S/M	2706-0301
L/XL	2706-0302

YOUTH PARAGON LITE KNEE PROTECTORS

- Specifically developed for youth riders
- Extremely lightweight, durable and flexible protector constructed from breathable stretch mesh for a comfortable, close fit
- Highly convenient and time-saving slip-on design with elasticated cuffs and silicone printing to prevent slippage and help keep the protector securely positioned
- New design interlinked cell protectors are highly perforated and secured in a mesh pocket for excellent breathability and core cooling
- Abrasion-resistant fabric front panel
- Rollable design means the protector can be rolled compact when not in use or stored in the pouch supplied or in the back pocket of a riding jersey
- The following standards apply to this product: Knee protector: EN1621- 1:2012 Level 1



SIZE	BLACK
S/M	2704-0619
L/XL	2704-0620

LIQUID RACE BOOTS

- Internal heel and athletic sole structure provide stability
- Airmesh and perforated chassis for ventilation and drainage
- Removable inner 1,5 mm neoprene booty
- Pull-tabs and laces for easy and fast on/off
- Anti-abrasion, highly durable heel and toe

SIZE	BLACK
7	3261-0183
8	3261-0184
9	3261-0185
10	3261-0186
11	3261-0187
12	3261-0188



AMP BOOTS

- 2 mm neoprene construction
- Flat-stitched seams for added comfort
- Heel cup for support
- Molded rubber sole
- Rear zip and locking drawcord provide a secure fit

SIZE	BLACK
7	3261-0196
8	3261-0197
9	3261-0198
10	3261-0199
11	3261-0200
12	3261-0201



AMP SHOES

- 2 mm neoprene construction
- Flat-stitched seams for added comfort
- Heel cup for support
- Molded rubber sole
- Barrel-lock draw-cord closure for a secure fit

SIZE	BLACK
6	3261-0189
7	3261-0190
8	3261-0191
9	3261-0192
10	3261-0193
11	3261-0194
12	3261-0195

