


2024 PARTS & ACCESSORIES For Indian Motorcycles

Indian® is a registered trademark of Indian Motorcycle International, LLC



DRAG
Specialties

PARTS
EUROPE 



2023 Indian Pursuit Flamed Custom

ON THE COVER

Fast looks and racing DNA define this year's Indian Motorcycle catalogue cover bike. But what would you expect from an owner/builder who is involved with multiple motorcycle shops, and three different racing classes in the MotoAmerica® national championship road racing series?

"I'm a motorcycle guy," says Tim Sutherland. "I've been riding motorcycles since I was five years old. I just love bikes." And it shows. His beautiful custom 2023 Indian Pursuit is catching a lot of attention, and Drag Specialties is excited to feature it on the cover.

Sutherland has a long association with the industry. He opened a motorcycle dealership approximately 20 years ago while still owning/operating an automobile dealership. "I thought it would be so cool to be a motorcycle dealer," Sutherland said. "I went around, knocking on doors, talking to brands."

At that time Victory Motorcycles (manufactured by Polaris Industries) was just beginning. "The timing was just right for both of us," Sutherland said. It was 2004, and Victory

had just two models out at that time. They were looking to expand the dealer network, and Sutherland wanted to come on board. "They signed me up!"

Sutherland's dealership, Coastal Victory, was a great success. His efforts earned his shop a spot as one of the top five dealerships in the nation for Victory motorcycle sales. The Victory brand came to an end in 2017, but Sutherland was already involved in becoming a dealer for Indian motorcycles.

Sutherland's interest with Indian Motorcycles is extensive. His involvement is more than just his dealership. He has a true passion for customizing bikes and developing performance products and accessories to make them look and go faster through his collaboration with Lloyd's Garage.

That passion got him involved in racing with the Indian brand. "Lloyd's Garage Racing has three bikes that run in MotoAmerica®," Sutherland said. The team runs an Indian Challenger in the Bagger Racing League, and an Indian FTR Hooligan and an Indian Chief Hooligan in the Mission Foods SuperHooligan national championship class. "Our rider,

TABLE OF CONTENTS

1. WINDSHIELDS & FAIRINGS	5-24	13. BRAKES & BRAKE LINES	151-162
2. SADDLEBAGS & LUGGAGE	25-43	14. TANKS & OIL FILTERS	163-164
3. SEATS & SISSY BARS	44-63	15. DASHES & GAUGES	165-170
4. EXHAUST	64-76	16. FRAMES & SUSPENSION	171-176
5. FUEL/AIR SYSTEMS	77-80	17. FENDERS	177-179
6. ENGINE	81-82	18. FOOTRESTS & FLOORBOARDS	180-189
7. TRANSMISSION, CLUTCH LINE & DRIVELINE	83-86	19. WHEELS & AXLES	190-191
8. GASKETS & SEALS	87	20. COVERS, LOCKS & GENERAL	192-193
9. ELECTRICAL	87-97	21. AUDIO, COMMUNICATION & MOUNTS	194-205
10. LIGHTING & LICENSE PLATES	98-125	QUICK REFERENCE GUIDE	206
11. HANDLEBARS, CONTROLS & MIRRORS	126-147	INDEX	207-212
12. CABLES	148-150		

ON THE COVER

Owner/Builder:
Tim Sutherland,
co-owner
**St. Paul Indian
Motorcycles/Lloyd's
Garage at
Indian Motorcycles
Charlotte**

Paint:
Rusty Nash
Paints By Rusty

Hawk Mazzotta, won the SuperHooligan national championship this year," he said. "We have a #1 plate coming our way!"

That passion for performance will be incorporated in his own bike. "Right now, the bike is actually fairly stock," Sutherland said. "It has some Indian brand floorboards on it, a custom exhaust. The front fender is a Klock Werks piece, and it has a Klock Werks Flare™ windshield."

The long-term plan is to put in a set of cams and a big-bore kit and some other performance upgrades. "These bikes (the baggers) can really run," Sutherland said. "People might kind of scoff at them, but when you look at the lap times



these guys are doing on the circuits now ... they are right up there with the other classes. It is amazing how far they have come, even the stock bikes."

The stylish paint job has people referring to the bike as the "Hot Wheels" bike, Sutherland laughed. "People think it should be in a Hot Wheels display box. It just has that cool look."

"I always joke that Lloyd (Greer) builds bikes fast, and I make them look pretty," Sutherland said. "So between the two of us, they turn out pretty fast!"

DRAG
Specialties

PARTS
EUROPE

IMPORTANT INFORMATION RELATING TO MANUFACTURER'S WARRANTY, EMISSION CONTROL REGULATION AND NOISE REGULATION INFORMATION:

DISCLAIMER: There is no warranty on exhaust pipes and mufflers with regard to any discoloration. Discoloration (blueing) is caused by tuning characteristics, i.e. timing, carburetor, fuel injection/controller settings, etc., and is not caused by defective manufacturing. See the Tires, Tools and Chemicals catalog for products that will help prevent and remove blueing.

DISCLAIMER: Products shown may be designed, manufactured, intended and sold for closed circuit race use only and use of the same on public roads or lands may be a violation of local, state and/or federal/EU laws.

DISCLAIMER: Check your applicable laws and manufacturer's publication(s) and/or website(s) for manufacturer's warranty, maintenance, safety, mounting and any regulatory compliance/non-compliance information.



Solar



Black Smoke



Dark Black Smoke



Clear



See chart for details

MEMPHIS SLIM

- Slimmed-down version of Memphis Fats
- Available in solar (a light tint with 72% visible light transmission), black smoke and dark black smoke
- Measures 45,5 cm wide (18"); available in 38 cm (15") and 43 cm (17") heights with an 18 cm (7") headlight cutout
- Made of Lucite® for excellent optics and durability
- Windshield straps are available in polished stainless steel with CNC-machined billet aluminum fittings and stainless steel socket-head screws or "Night Shades" black version, which is a gradient black windshield with black E-coated stainless steel straps, fittings and hardware for a black-on-black sinister look

DESCRIPTION	WITH 18 CM (7") CUTOUT
38 CM (15")	
Clear	MEM4110 ¹
Solar	MEM4119 ¹
Black smoke	2313-0274
Dark black smoke	2313-0276

¹ ABE approved.

- Mounting kits must be ordered separately; see page 9
- Optional Lowers available for additional windshield coverage; see page 6

COLOR	WITH 18 CM (7") CUTOUT
43 CM (17")	
Clear	MEM4210 ¹
Black smoke	2313-0278

¹ ABE approved.

See chart for details

MEMPHIS FATS

- Feature traditional American styling available in clear, solar (a light tint with 72% visible light transmission), black smoke and dark black smoke
- Made from Lucite® for excellent optics and durability
- 56 cm W (22") with five standard heights to choose from
- Windshield straps are available in polished stainless steel with CNC-machined billet aluminum fittings and stainless steel socket-head screws
- Available with a 18 cm (7") headlight cutout
- Mounting kits must be ordered separately; see page 9

DESCRIPTION	WITH 18 CM (7") CUTOUT
33 CM (13")	
Clear	MEM3110 ¹
Solar	MEM3119 ¹
Dark black smoke	2313-0262

¹ ABE approved.

DESCRIPTION	WITH 18 CM (7") CUTOUT
43 CM (17")	
Clear	MEM3210 ¹
Solar	MEM3219 ¹
Black smoke	2313-0268

¹ ABE approved.


DESCRIPTION	WITH 18 CM (7") CUTOUT	DESCRIPTION	WITH 18 CM (7") CUTOUT
53,5 CM (21")		53,5 CM (21") (CONT)	
Clear	MEM3410	Solar	MEM3419



Clear



Solar



Dark Black Smoke

DESCRIPTION	WITH 18 CM (7") CUTOUT
38 CM (15")	
Clear	2313-0064 ¹
Solar	2313-0072 ¹
Black smoke	2313-0264

¹ ABE approved.

DESCRIPTION	WITH 18 CM (7") CUTOUT
48,5 CM (19")	
Clear	MEM3310 ¹
Solar	MEM3319 ¹
Black smoke	2313-0270

¹ ABE approved.

DESCRIPTION	WITH 18 CM (7") CUTOUT	DESCRIPTION	WITH 18 CM (7") CUTOUT
53,5 CM (21") (CONT)		53,5 CM (21") (CONT)	
Black smoke	2313-0272		

All part numbers in **BLUE** are new for 2024.WINDSHIELDS
& FAIRINGSSADDLEBAGS
& LUGGAGESEATS &
SISSY BARS

EXHAUST

FUEL/AIR
SYSTEMS

ENGINE

TRANSMISSION,
CLUTCH LINE
& DRIVELINEGASKETS
& SEALS

ELECTRICAL

LIGHTING
& LICENSE
PLATESHANDLEBARS,
CONTROLS
& MIRRORS

CABLES

BRAKES &
BRAKE LINESTANKS &
OIL FILTERSDASHES
& GAUGESFRAMES &
SUSPENSION

FENDERS

FOOTRESTS &
FLOORBOARDSWHEELS
& AXLESCOVERS,
LOCKS &
GENERALAUDIO,
COMMUNICATION
& MOUNTS

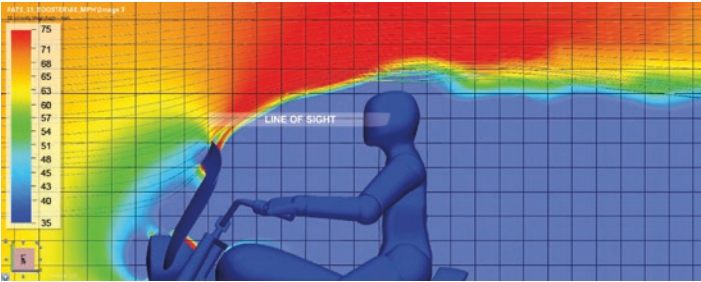


SIDE WINGS

- Expand comfort pocket, channeling air outward while “cleaning” the flow
- Adjust to suit rider preference
- Can be installed/removed with windshield intact – Santoprene pads grip the windshield but do not mar the surface
- “Ghost” shade – a neutral tint with 85% light transmission; barely noticeable, with just enough tint to make the edges disappear
- Side Wings fit all Memphis Fats windshields or similar windshields that measure either 3 mm or 4,5 mm thick (includes inserts for both sizes); feature injection-molded glass-filled nylon clamps in place of the billet aluminum; can be mounted along with Hot Wing



PART #	DESCRIPTION
2350-0200	Side Wings



HOT WING

- Boost airstream upward – Venturi action speeds up the airstream while smoothing the flow – without buffeting
- Allows the use of a shorter shield; now you can easily look over your shield
- Made with “Ghost” shade – a neutral tint with 85% light transmission; barely noticeable, with just enough tint to make the edges disappear
- Uses lightweight, economical injection-molded glass-filled nylon clamps; fits Memphis Fats windshields or similar windshields that measure 3 mm or 4,5 mm thick (includes inserts for both sizes)




PART #	DESCRIPTION
2350-0199	Memphis Hot Wing



Clear

CUSTOM LOWERS PLASTIC

- Lowers work with Sportshields as well as Memphis Fats and Slim
- Extends coverage below to shield rider from rain, wind and noise coming up from the road
- Made of the same high-quality materials as Memphis Shades windshields with matching tints
- Must purchase Lowers mounting hardware separately; see pages 13-14 of the 2024 Europe FatBook
- Sold in pairs



Solar

MEP5811

PART #	COLOR	PART #	COLOR	PART #	COLOR
MEP5810	Clear	MEP5811	Gradient black	MEP5819	Solar

LOWERS MOUNT KITS

- Shield rider from rain, wind and noise coming up from the road
- Lowers Quick Change hardware lets you install or remove your Lowers in seconds
- Made of the same high-quality materials as Memphis Fats



PART #	DESCRIPTION	PART #	DESCRIPTION
2321-0777	For 22-23 Chief	2321-0776	For 22-23 Chief Bobber

All part numbers in **BLUE** are new for 2024.



MEP5219

EL PASO

- Headlight cutout sized for 14,5 cm-18 cm (5³/₄-7") headlight
- Smooth design complements the lines of your machine
- Tapered windshield lower is ideal for handlebar-mounted turn signals
- Made of Lucite® for excellent optics and durability
- Available in solar (a light tint with 72% visible light transmission)
- Measures approximately 51 cm W (20"); available in 43 cm or 48,5 cm H (17" or 19") above headlight
- Fits most round headlights
- No-Tool detachable Trigger-Lock mounting kits must be ordered separately; see page 9

PART #	DESCRIPTION
MEP5219	43 cm (17") tall
MEP5229	48,5 cm (19") tall

**DEL RIO**

- Good torso protection in a sleek windshield design
- Made of Lucite® for excellent optics and durability
- Available in solar (a light tint with 72% visible light transmission)
- Measures approximately 48,5 cm W x 38 cm (19" x 15") above headlight
- Fits most round headlights
- No-Tool detachable Trigger-Lock mounting kits must be ordered separately; see page 9

PART #	DESCRIPTION
MEP5119	Solar

**DEL REY**

- Small, sleek design that offers good protection in a minimalist package
- Made of Lucite® for excellent optics and durability
- Available in solar (a light tint with 72% visible light transmission)
- Measures approximately 38 cm W x 33 cm (15" x 13") above headlight
- Fits most round headlights
- No-Tool detachable Trigger-Lock mounting kits must be ordered separately; see page 9

PART #	DESCRIPTION
MEP5019	Solar

**RIO GRANDE**

- The most coverage of any windshield in the Sportshield family
- Made of Lucite® for excellent optics and durability
- Available in solar (a light tint with 72% visible light transmission)
- Measures approximately 53,5 cm W x 48,5 cm H (21" x 19") above headlight
- Fits most round headlights
- No-Tool detachable Trigger-Lock mounting kits must be ordered separately; see page 9

PART #	DESCRIPTION
MEP5319	Solar

All part numbers in **BLUE** are new for 2024.

WINDSHIELDS
& FAIRINGS

SADDLEBAGS
& LUGGAGE

SEATS &
SISSY BARS

EXHAUST

FUEL/AIR
SYSTEMS

ENGINE

TRANSMISSION,
CLUTCH LINE
& DRIVELINE

GASKETS
& SEALS

ELECTRICAL

LIGHTING
& LICENSE
PLATES

HANDLEBARS,
CONTROLS
& MIRRORS

CABLES

BRAKES &
BRAKE LINES

TANKS &
OIL FILTERS

DASHES
& GAUGES

FRAMES &
SUSPENSION

FENDERS

FOOTRESTS &
FLOORBOARDS

WHEELS
& AXLES

COVERS,
LOCKS &
GENERAL

AUDIO,
COMMUNICATION
& MOUNTS



See chart for details

SPEED DEMON

- Offers more protection with a sporty look
- Features a similar shape and style to the popular handlebar mount "Demon" shield, but with the benefits of easier installation and faster removal due to the exclusive Sportshield mounting system
- Measures 53,5 cm W (21") and 45,5 cm (18") above the headlight; fits a 18 cm (7") headlight cutout

PART #	COLOR
18 CM (7") HEADLIGHT CUTOUT	
2313-0089¹	Solar



Solar




Black smoke

- Made of Lucite® for excellent optics and durability
- No-Tool detachable Trigger-Lock mounting kits must be ordered separately; see page 9

PART #	COLOR
18 CM (7") HEADLIGHT CUTOUT (CONT)	
2313-0280	Black smoke

¹ ABE approved.

Solar



Black smoke



Dark black smoke



See chart for details

POP TOP SPORTSHIELDS

- Two inches taller than the handlebar-mounted Shooter windshield
- Measures 45,5 cm W (18") x 40,5 cm H (16") above headlight
- Available for 18 cm (7") headlights
- Made of Lucite® for excellent optics and durability

COLOR	WITH 18 CM (7") CUTOUT	COLOR	WITH 18 CM (7") CUTOUT	COLOR	WITH 18 CM (7") CUTOUT
Solar	MEP5519¹	Black smoke	2313-0282	Dark black smoke	2313-0284

¹ ABE approved.**ALLEY CAT SPORTSHIELDS**

- Modeled after the popular Hell Cat handlebar-mounted windshield
- Measure 51 cm W (20") x 45,5 cm H (18") above the headlight
- Available for 18 cm (7") headlights
- Made of Lucite® for excellent optics and durability
- No-Tool detachable Trigger-Lock mounting kits must be ordered separately; see page 9

COLOR	WITH 18 CM (7") CUTOUT
Black smoke	2313-0286

All part numbers in **BLUE** are new for 2024.



See chart for details

BIG SHOT SPORTSHIELDS

- The biggest Sportshield available
- Sleek styling with maximum coverage
- Measure 53,5 cm W (21") x 51 cm H (20") above the headlight
- Available for 18 cm (7") headlights
- Made of Lucite® for excellent optics and durability
- Available in black smoke and solar tint
- No-Tool detachable Trigger-Lock mounting kits must be ordered separately; see below

COLOR	WITH 18 CM (7") CUTOUT	COLOR	WITH 18 CM (7") CUTOUT
Solar	MEP5719 ¹	Black smoke	2313-0288

¹ ABE approved.



2321-0772

2321-0372

NO-TOOL TRIGGER LOCK MOUNT KITS FOR FATS/SLIM AND SPORTSHIELDS

- Memphis Shades Fats/Slim mount kits feature Quick-Change mounting, which allows you to remove or swap out your Memphis Fats or Slim windshields in about one minute
- Hardware is custom-fit to each style of bike for no-hassle installation
- Hardware includes stainless steel bolts and CNC-machined aluminum mounting plates and anchors



2321-0374



FITS MODEL	FATS/SLIM QUICK-CHANGE MOUNT KIT-POLISHED	FATS/SLIM QUICK-CHANGE MOUNT KIT-BLACK
For 22-23 Chief	-	2321-0772
For 15-23 Scout	2321-0370	2321-0372
For 16-23 Scout Sixty	2321-0370	2321-0372

TURN SIGNAL RELOCATION KIT-BLACK	FITS MODEL	TURN SIGNAL RELOCATION KIT-BLACK	FITS MODEL
2321-0374	For 15-23 Scout	2020-1621	For 18-23 Scout Bobber
2321-0374	For 16-23 Scout Sixty		

NO-TOOL TRIGGER-LOCK MOUNT KITS FOR SPORTSHIELDS

- The revolutionary No-Tool Trigger-Lock mounting kits feature a detach system that allows you to quickly and easily remove or swap out your Sportshield without the use of any tools
- A pair of latches lock the windshield down until the spring-loaded "trigger locks" are intentionally disengaged, allowing the rider to remove the windshield
- Kits are a combination of CNC-machined aluminum plates and anchors, stainless steel hardware, gray polymer bushings and glass-filled nylon latches or "Night Shades" black version, which is a gradient black windshield with black E-coated stainless steel straps, fittings and hardware for a black-on-black sinister look
- Kits are custom-fit to each style of bike for no-hassle installation



2321-0366

2321-0771



2321-0374



FITS MODEL	TRIGGER-LOCK MOUNT KIT POLISHED	TRIGGER-LOCK MOUNT KIT BLACK
For 22-23 Chief	-	2321-0771
For 22-23 Chief Bobber	-	2321-0768
For 15-23 Scout, 16-23 Scout Sixty, 18-23 Scout Bobber	2321-0366	2321-0368

PART #	DESCRIPTION	PART #	DESCRIPTION
2321-0374	Turn signal relocation kit for 15-23 Scout and 16-23 Scout Sixty	2020-1621	Turn signal relocation kit for 18-23 Scout Bobber

All part numbers in **BLUE** are new for 2024.



Solar



Black smoke



See chart for details

HELL CAT

- Sculpted full-body shape
- Measures 51 cm W (20") x approximately 45,5 cm H (18") above headlight
- Fits most round headlights
- Made of Lucite® for excellent optics and durability
- Available in solar (a light tint with 72% visible light transmission) and black smoke
- Included two-point mounting hardware consists of polished billet aluminum handlebar clamp that fits 25 mm (1") and 22 mm (7/8") handlebars (with sizing band), aluminum rake plates and bushings, stainless steel support rods and socket-head screws

PART #	DESCRIPTION
MEM1719 ¹	Solar

- Optional 32 mm (1 1/4") handlebar clamps sold separately (PART #MEM9950)

NOTE: To remove, simply loosen two socket-head screws, leaving clamps on bars for perfect reattachment of shield.

PART #	DESCRIPTION
2313-0293	Black smoke


¹ ABE approved.



Clear



Solar



Black Smoke



See chart for details

DEMON

- Measures 53,5 cm W (21") x 45,5 cm H (18") above headlight
- Fits most round headlights
- Made of Lucite® for excellent optics and durability
- Available in clear, solar and black smoke
- Included two-point mounting hardware consists of polished billet aluminum handlebar clamps that fit 25 mm (1") and 22 mm (7/8") handlebars (with sizing band), aluminum rake plates and bushings, stainless steel support rods and socket-head screws

PART #	DESCRIPTION	PART #	DESCRIPTION	PART #	DESCRIPTION
MEM2210 ¹	Clear	MEM2219 ¹	Solar	2313-0292	Black smoke

- Optional 32 mm (1 1/4") handlebar clamps sold separately (PART #MEM9950)

NOTE: To remove, simply loosen two socket-head screws, leaving clamps on bars for perfect reattachment of shield.

¹ ABE approved.

All part numbers in **BLUE** are new for 2024.



MEM1619
Solar



See chart for details

THE SHOOTER

- Looks great on today's wide-body motorcycles
- Measures 48,5 cm W (19") x approximately 35,5 cm H (14") above headlight
- Fits most round headlights
- Made of Lucite® for excellent optics and durability
- Available in solar (a light tint with 72% visible light transmission), black smoke or dark black smoke
- Included two-point mounting hardware consists of polished billet aluminum handlebar clamps that fit 25 mm (1") and 22 mm (7/8") handlebars (with sizing band), aluminum rake plates and bushings, stainless steel support rods and socket-head screws

PART #	DESCRIPTION	PART #	DESCRIPTION	PART #	DESCRIPTION
MEM1619 ¹	Solar	2313-0290	Black smoke	2313-0291	Dark black smoke

¹ ABE approved.



Black Smoke



Dark black smoke

- Optional 32 mm (1 1/4") handlebar clamps sold separately (PART #MEM9950)

NOTE: To remove, simply loosen two socket-head screws, leaving clamps on bars for perfect reattachment of shield.



See chart for details

CLASSIC DEUCE WITH ABE

- Smooth shape surrounds headlight to become part of the motorcycle
- Available in solar tint and black smoke
- Measures approximately 49,5 cm W x 47 cm H (19 1/2" x 18 1/2") above headlight
- Available to fit 18 cm (7") headlights
- Made of Lucite® for excellent optics and durability
- Solid two-point handlebar mounting hardware fits many custom and stock applications

PART #	DESCRIPTION	PART #	DESCRIPTION
MEM2129 ¹	Solar	2313-0294	Black smoke

¹ ABE approved.



Solar



Black smoke

- Included two-point mounting hardware consists of polished billet aluminum handlebar clamps that fit 25,4 mm (1") and 22 mm (7/8") handlebars (with sizing bands), and aluminum rake plates and fittings, machined with recesses for stainless steel socket-head screws for a clean, custom look

NOTE: To remove, simply loosen two socket-head screws, leaving clamps on bars for perfect reattachment of shield.



All part numbers in **BLUE** are new for 2024.

WINDSHIELDS
& FAIRINGS

SADDLEBAGS
& LUGGAGE

SEATS &
SISSY BARS

EXHAUST

FUEL/AIR
SYSTEMS

ENGINE

TRANSMISSION,
CLUTCH LINE
& DRIVELINE

GASKETS
& SEALS

ELECTRICAL

LIGHTING
& LICENSE
PLATES

HANDLEBARS,
CONTROLS
& MIRRORS

CABLES

BRAKES &
BRAKE LINES

TANKS &
OIL FILTERS

DASHES
& GAUGES

FRAMES &
SUSPENSION

FENDERS

FOOTRESTS &
FLOORBOARDS

WHEELS
& AXLES

COVERS,
LOCKS &
GENERAL

AUDIO,
COMMUNICATION
& MOUNTS

WINDSHIELDS
& FAIRINGS

SADDLEBAGS
& LUGGAGE

SEATS &
SISSY BARS

EXHAUST

FUEL/AIR
SYSTEMS

ENGINE

TRANSMISSION,
CLUTCH LINE
& DRIVELINE

GASKETS
& SEALS

ELECTRICAL

LIGHTING
& LICENSE
PLATES

HANDLEBARS,
CONTROLS
& MIRRORS

CABLES

BRAKES &
BRAKE LINES

TANKS &
OIL FILTERS

DASHES
& GAUGES

FRAMES &
SUSPENSION

FENDERS

FOOTRESTS &
FLOORBOARDS

WHEELS
& AXLES

COVERS,
LOCKS &
GENERAL

AUDIO,
COMMUNICATION
& MOUNTS



FLARE
WINDSHIELD



2312-0506




2312-0261



2312-0263

Chieftain/Roadmaster Flare™



FLARE™ WINDSHIELDS

- Manufactured from dual-side, hard-coated polycarbonate material for outstanding impact strength
- Innovative design features "hips" at the outer edge of the shield that re-route the air to add downforce and aid stability
- Installs easily using stock mounting hardware, maintains stock adjustability

- FLARE at the top sends clean, less turbulent air to rider and passenger
- Choose from clear, tint, dark smoke or black color options

PART #	COLOR	HEIGHT
FOR 20-23 CHALLENGER		
2312-0506	Dark smoke	20,5 cm (8")
2312-0835	Tint	28 cm (11")
2312-0836	Dark smoke	28 cm (11")
FOR 14-23 CHIEFTAIN, 15-23 ROADMASTER		
2312-0261	Tint	25,5 cm (10")
2312-0262	Dark smoke	25,5 cm (10")

PART #	COLOR	HEIGHT
FOR 14-23 CHIEFTAIN, 15-23 ROADMASTER (CONT)		
2312-0263	Black	25,5 cm (10")
2312-0259	Tint	30,5 cm (12")
2312-0260	Dark smoke	30,5 cm (12")
2312-0479	Clear	35,5 cm (14")
2312-0480	Tint	35,5 cm (14")
2312-0481	Dark smoke	35,5 cm (14")

All part numbers in **BLUE** are new for 2024.



2312-1085



2312-1088



2312-1089



2312-1091

KOLOR SPORT FLARE™ WINDSHIELDS

- The Kolor Sport Flare™ is streamlined and offers radical curves and a sportier stance; it complements the lines of the new fairing with a more aggressive profile and adds stability and handling with improved air management
- The patented design features "hips" at the sides that re-route air away from the rider while adding downforce to the front end to improve stability and handling compared to the stock windshield design (the stock design creates lift)
- The "flip" at the top of the Flare™ kicks air up and over the rider creating cleaner, less turbulent air for the rider and passenger

PART #	DESCRIPTION
FOR 20-23 CHALLENGER	
2312-1085	20,5 cm (8") orange
2312-1088	20,5 cm (8") red

- Wind tunnel tested and designed for maximum performance and air management
 - Windshields are made from acrylic
 - All are predrilled for easy mounting using stock windshield hardware
- The Klock Werks Flare™ Windshields are protected under United States Patents: D632235S, D586274S, D586275S, D633017S, D626046S, D633018S. And also under International Patents: 324093, 324094, 325192.

PART #	DESCRIPTION
FOR 20-23 CHALLENGER (CONT)	
2312-1089	20,5 cm (8") blue
2312-1091	20,5 cm (8") bronze



2312-1086



2312-1087

ICE KOLOR FLARE™ WINDSHIELDS

- Wind tunnel designed and tested, the "hips" provide added downforce while the flip at the tip directs air over the rider to help eliminate the swirl of air found in front of the rider on standard windshields
- Windshields are made from acrylic and have a vibrant fluorescent edge to give your motorcycle a little extra pop

PART #	DESCRIPTION
FOR 20-23 CHALLENGER	
2312-1086	20,5 cm (8") yellow

- All are predrilled for easy mounting using stock windshield hardware
- The Klock Werks Flare™ Windshields are protected under United States Patents: D632235S, D586274S, D586275S, D633017S, D626046S, D633018S and also under International Patents: 324093, 324094, 325192.

PART #	DESCRIPTION
FOR 20-23 CHALLENGER (CONT)	
2312-1087	20,5 cm (8") green

All part numbers in **BLUE** are new for 2024.

slip streamer inc.

2312-0391



2312-0476



2312-0873



2312-0876

REPLACEMENT WINDSHIELDS

- Made of crystal-clear or tinted 5 mm (3/16") Lucite®
- Distortion-free, optically correct and break-resistant
- Precision crafted for a perfect fit

PART #	DESCRIPTION
FOR 15-21 CHIEFTAIN/ROADMASTER	
CLEAR	
2312-0391	30,5 cm (12")
2312-0392	40,5 cm (16")
2312-0393	51 cm (20")
TINTED	
2312-0474	30,5 cm (12")
2312-0475	40,5 cm (16")
2312-0476	51 cm (20")

PART #	DESCRIPTION
FOR 20-22 CHALLENGER	
CLEAR	
2312-0873	24 cm (9,5")
2312-0874	29 cm (11,5")
TINTED	
2312-0875	24 cm (9,5")
2312-0876	29 cm (11,5")



2311-0006



2311-0009

BILLET SERIES WINDSHIELDS

- A unique approach to wind protection
- Mirror-polished, chrome-plated, billet aluminum universal hardware mount; one bracket fits both 22 mm (7/8") and 25,4 mm (1") handlebars

PART #	DESCRIPTION
BULLET 25,5 CM (14" W)	
2311-0006	38 cm (15") clear
2311-0007	45,5 cm (18") clear

- Shield adjusts up/down; hardware mount adjusts left/right and rotational

NOTE: See application chart on page 9.

PART #	DESCRIPTION
B-WING 48,5 CM (19" W)	
2311-0008	38 cm (15") clear
2311-0009	45,5 cm (18") clear

All part numbers in **BLUE** are new for 2024.

dragspecialties.eu / partseurope.eu

2313-0204



SS-30 CLASSIC WINDSHIELDS

- Complement your rider's style with this sleek design
- Versatile Quick-Release mounting systems fit many different bikes with standard fork tubes or oversized fork tubes
- All styles are 58,5 cm (23") wide

NOTE: See application chart on page 9.

PART #	DESCRIPTION
43 CM H X 58,5 CM W (17" X 23")	
CLEAR WINDSHIELD W/ CHROME HARDWARE	
2313-0177	W/ standard fork mounting system (28-41 mm fork tubes w/ 23 cm-26,5 cm (9"-10,5") fork span)
2313-0188	W/ oversized fork mounting system (42-58 mm fork tubes w/ 28 cm-32 cm (11"-12,5") fork span)
2313-0194	W/ wide fork mounting system (28-41 mm fork tubes w/ 28 cm-32 cm (11"-12,5") fork span)
43 CM H X 58,5 CM W (17" X 23")	
CLEAR WINDSHIELD W/ BLACK HARDWARE	
2313-0204	W/ standard fork mounting system (28-41 mm fork tubes w/ 23 cm-26,5 cm (9"-10,5") fork span)

2313-0001



S-06 SPITFIRE SPORT SHIELDS

- Great protection and devastating style come together in the Spitfire Sport Shield
- Constructed of 3 mm (1/8") acrylic with red graphics
- Fully adjustable; mounts/dismounts in seconds; fits both 22 mm (7/8") and 25,4 mm (1") handlebars

PART #	DESCRIPTION
2313-0001	Clear w/ black hardware
2313-0120	Clear w/ chrome hardware
2313-0002	Tint w/ black hardware

2313-0176



PART #	DESCRIPTION
56 CM H X 58,5 CM W (22" X 23")	
CLEAR WINDSHIELD W/ CHROME HARDWARE	
2313-0176	W/ standard fork mounting system (28-41 mm fork tubes w/ 23 cm-26,5 cm (9"-10,5") fork span)
2313-0191	W/ oversized fork mounting system (42-58 mm fork tubes w/ 28 cm-32 cm (11"-12,5") fork span)
2313-0193	W/ wide fork mounting system (28-41 mm fork tubes w/ 28 cm-32 cm (11"-12,5") fork span)
56 CM H X 58,5 CM W (22" X 23")	
CLEAR WINDSHIELD W/ CHROME HARDWARE	
2313-0214	W/ standard fork mounting system (28-41 mm fork tubes w/ 23 cm-26,5 cm (9"-10,5") fork span)
2313-0217	W/ oversized fork mounting system (42-58 mm fork tubes w/ 28 cm-32 cm (11"-12,5") fork span)

2313-0121



- For round or rectangular headlights
- Height: 38 cm (15") above headlight; width: 44,5 cm (17 1/2")

NOTE: See application chart on page 9.

PART #	DESCRIPTION
2313-0121	Tint w/ chrome hardware
2321-0408	Chrome hardware mounting kit

All part numbers in **BLUE** are new for 2024.

slipstreamer inc.

SS-10-T-1

**SS-10 VIPER**

- Uses the same quick-release mounting system as the Spitfire shield
- Larger glass for added protection
- Available in smoke tint with 22,2 mm (7/8") and 25,4 mm (1") hardware

- Dimensions: 44 cm H x 56,5 cm W (17 1/4" x 22 1/4")

NOTE: See application chart on page 9.

PART #	DESCRIPTION
SS-10-T-1	Smoke w/ black hardware

PART #	DESCRIPTION
2321-0408	Optional chrome hardware kit

MINI POLICE WINDSHIELDS

- Designed to replicate the Harley police shield, this Slipstreamer original takes it one step farther
- Mounted with quick-release mounting hardware to remove and put back in seconds
- Features stainless steel straps and anodized aluminum hardware
- Comes standard with both 22 mm (7/8") and 25,4 mm (1") handlebar hardware
- Measures 37 cm (14 1/2") wide, 38 cm (15") from headlight to top

NOTE: See application chart on page 9.

PART #	DESCRIPTION
DS-710360	Clear windshield and hardware kit
DS-710361	Smoke windshield and hardware kit



DS-710361

PART #	DESCRIPTION
HD-OHDW	Replacement 25,4 mm (1") handlebar hardware kit

HD3-DS



HD3-C

**TOMBSTONE**

- A nostalgic design that gives your bike a one-of-a-kind American style
- Shield mounts/removes in short order thanks to an advanced quick-release system
- Fits both 22 mm (7/8") and 25,4 mm (1") handlebars

- 25,5 cm (10") W; 34,5 cm (13 5/8") from headlight cutout to top and 35,5 cm (14") H overall
- Available in dark smoke or clear

NOTE: See application chart on page 9.

PART #	DESCRIPTION
HD3-DS	Dark smoke windshield and black hardware kit
2313-0240	Dark smoke windshield and chrome hardware kit

PART #	DESCRIPTION
HD3-C	Clear windshield and black hardware kit
2313-0239	Clear windshield and chrome hardware kit

All part numbers in **BLUE** are new for 2024.

dragspecialties.eu / partseurope.eu

slipstreamer inc.

SS24-A



SS24-T



SS-24 HELLFIRE CRUISER SHIELDS

- Constructed of high-strength, 5 mm ($\frac{3}{16}$ ") clear acrylic
- Fully adjustable four-point mounting
- Ball-socket mounts for versatility

DESCRIPTION	PART #
Clear fairing 43 cm H x 48,5 cm W (17" x 19")	SS24-A
Tint fairing 43 cm H x 48,5 cm W (17" x 19")	SS24-T

- For height and width see chart
- NOTE: See application chart on pages 9.

DESCRIPTION	PART #
Clear fairing 45,5 cm H x 48,5 cm W (18" x 19")	SS24V-C

2313-0241



2321-0408

S-09 COBRA WINDSHIELD

- Curved looks and distinctive styling make the Cobra the striking leader in small fairing protection
- Exclusive anodized-aluminum disc hardware system allows windshield to be taken off and put back on in seconds; fully adjustable for height and angle

PART #	DESCRIPTION
2313-0241	Smoke w/ black hardware

- Fits either a round or square headlight
- Available in smoke tint with 22 mm ($\frac{7}{8}$ ") and 25,4 mm (1") black hardware
- Dimensions: 42,5 cm H x 48,5 cm W (16 $\frac{3}{4}$ " x 19")

NOTE: See application chart on page 9.

PART #	DESCRIPTION
2321-0408	Opt. chrome hardware kit

CF-30



CF-40



CF-50



UNIVERSAL WINDSHIELDS

- These clear windshields offer both style and protection from the elements
- Constructed of 5 mm ($\frac{3}{16}$ ") clear acrylic
- Top edge is scientifically designed to direct windblast above rider's head

PART #	DESCRIPTION	PART #	DESCRIPTION	PART #	DESCRIPTION
CF-30	38 cm W x 43 cm H (15" x 17")	CF-40	45,5 cm W x 61 cm H (18" x 24")	CF-50	61 cm W x 61 cm H (24" x 24")

- Anodized-aluminum mounting hardware will not rust
- Four-point mounting provides adjustments for shield height, position and angle
- Three sizes available; all fit 22 mm ($\frac{7}{8}$ ") and 25,4 mm (1") handlebars

All part numbers in **BLUE** are new for 2024.

slip streamer inc.**S-00 ENTERPRISE II FAIRING**

- A full-size bolt-on fairing for excellent protection from the elements; even provides coverage below the headlight
- High-strength, 5 mm ($\frac{3}{16}$ ") acrylic
- Four-point, fully adjustable mounting for versatility
- Anodized-aluminum support rods; logo graphics
- Round or rectangular headlights
- Height: 53,5 cm (21") above headlight; width: 84 cm (33")
- Fits both 22 mm ($\frac{7}{8}$ ") and 25,4 mm (1") handlebars

NOTE: See application chart below.

DESCRIPTION

Clear windshield and hardware kit

PART #
S00-C**DESCRIPTION**

Tint windshield and hardware kit

PART #
S00-T**S-02 SPIRIT FAIRINGS**

- Striking styling and graphics complement fit and function
- Constructed of high-strength, 5 mm ($\frac{3}{16}$ ") acrylic
- Anodized-aluminum support rods will never rust
- For cycles with round headlights
- Ball-socket mounts for versatility
- Height: 53,5 cm (21") above headlight; width: 84 cm (33")
- Fits 22 mm ($\frac{7}{8}$ ") and 25,4 mm (1") handlebars

NOTE: See application chart below.

PART #
S02-C**DESCRIPTION**

Clear fairing and hardware kit


SLIP STREAMER SHIELD APPLICATIONS

FITS MODEL	OEM BAR DIA.	ENTERPRISE (S-00)	SPIRIT (S-02)	SPIRITFIRE (S-06)	VIPER (SS-10)	CLASSIC (SS-30)	BULLET/B-WING	MINI POLICE (HD-0)	TOMBSTONE (HD-3)
For 14-21 Chief Classic	1 1/4"	-	-	2	2	-	-	3	3
For 00-03 Chief	1"	-	-	1	1	-	1	1	1
For 10-12 Chief Classic	1"	-	-	1	1	-	1	1	1
For 10-21 Chief Dark Horse	1"	-	-	1	1	-	1	1	1
For 10 Chief Bomber	1"	-	-	1	1	-	1	1	1
For 01-03 Scout	1"	1	1	1	1	1	1	1	1
For 15-23 Scout (41mm/11" span)	1"	-	-	1	1	1	1	1	1
For 16-23 Scout 60 (41mm/11" span)	1"	-	-	1	1	1	1	1	1
For 01-03 Spirit	1"	1	1	1	1	3	1	1	1

¹ Fits with no modifications.² Fits with 1 1/4" handlebar clamps.³ Order w/ "Wide Glide" fork hardwareAll part numbers in **BLUE** are new for 2024.**dragspecialties.eu / partseurope.eu**



2330-0075



2321-0403



2321-0405



Trigger-Lock Mounts let you remove your Batwing Fairings in a moment's time or quickly change to your Memphis Shades Fats/Slim or Sportshield to instantly change the look of your bike.

WHAT TO ORDER

1. Batwing Fairing
2. Trigger-Lock Mount Kit
3. Windshield of your preference; height and color options are shown below for Spoiler windshields

MEMPHIS SHADES BATWING FAIRING

- Features clean aerodynamic shape
- Inner fairing structure is black ABS
- Fairing outer shell is opaque black Lucite® with a class A finish that looks great as is, or can easily be painted
- Memphis Shades exclusive No-Tool Trigger-Lock mounting kits feature a detach system that allows you to quickly and easily remove or install your fairing, or swap out with other Memphis Shades windshields, sportshields or fairings
- Trigger-Lock kits are available in a combination of CNC-machined aluminum plates, stainless steel bolts and aluminum anchors or black E-coated plates, bolts and anchors for a clean appearance that's built to last
- Fairing is predrilled and fitted with push-out hole plugs for easy wind deflector installation
- Windshields are available in four heights and gradient black, as well as clear and solar (a light tint with 72% visible light transmission) for Spoiler windshields; see below
- Optional wind deflectors for increased downward airflow, windshield tri-pouch for storage and fairing trim for style are also available; see page 20

NOTE: Batwing Fairing is not compatible with any other fairing windshields, wind deflectors or accessories.

NOTE: Plate-only kits are for riders who already have a Memphis Shades Trigger-Lock windshield installed and do not need the anchoring hardware components.

FITS MODEL	BATWING FAIRINGS	TRIGGER-LOCK MOUNTING KIT-POLISHED	TRIGGER-LOCK MOUNTING KIT-BLACK
22-23 Chief Bobber/Chief Bobber Dark Horse	2330-0270	-	2321-0769
22-23 Chief/Chief Dark Horse	2330-0272	-	2321-0773
15-23 Scout/Scout Sixty ¹	2330-0075	2321-0403	2321-0405
18-23 Scout Bobber ^{2, 3}	2330-0081	2321-0403	2321-0405

¹ Requires headlight riser block kit PART #2001-1502.

² Requires turn signal relocation kit PART #2020-1621.

³ Requires headlight extension kit PART #2001-1827.

BATWING FAIRING, WINDSHIELDS, DEFLECTORS AND ACCESSORIES

- Windshields specific to the Batwing Fairing provide superior optics and Lucite® construction
- Available in four heights and three translucent color options, as well as clear and solar (a light tint with 72% visible light transmission)
- 12,5 cm (5") windshields are solid translucent while 18 cm (7"), 23 cm (9") and 30,5 cm (12") windshields are gradient translucent

- Optional solid translucent color wind deflectors are available to extend the lower fairing surface for smooth downward airflow
- See page 20 for Spoiler windshields
- Also available is a windshield tri-pouch for storage and decorative trims for style



2310-0215



2310-0271

WINDSHIELDS							
PART #	DESCRIPTION	PART #	DESCRIPTION	PART #	DESCRIPTION	PART #	DESCRIPTION
5" WINDSHIELDS				7" WINDSHIELDS			
2310-0215	Black	2310-0270	Clear	2310-0271	Clear	2310-0307	Clear
2310-0269	Clear	2310-0305	Solar	2310-0306	Solar	2310-0315	Solar
2310-0304	Solar						

¹ Solid color.

MEMPHIS SHADES BATWING FAIRING continued on next page.


All part numbers in **BLUE** are new for 2024.



BATWING FAIRING, WINDSHIELDS,
DEFLECTORS AND ACCESSORIES (CONT)



PART #	DESCRIPTION
WIND DEFLECTORS	
2350-0111	Black



3508-0017



3508-0020

DESCRIPTION	PART #	DESCRIPTION	PART #
ACCESSORIES		ACCESSORIES (CONT)	
"Night Shades" cut fairing trim; Dots	2350-0152	Windshield tri-pouch	3508-0018
"Night Shades" cut fairing trim; Ellipse	2350-0153	Big Zipper quad pouch for Batwing Fairings and windshield	3508-0020
Polished stainless steel fairing trim; slotted fat-style	2350-0110	Headlight riser block kit	2001-1502
Polished stainless steel fairing trim; solid fat-style	2350-0119	Headlight extension block	2001-1827
Polished stainless steel fairing trim; solid slim-style	2350-0128	Headlight extension block	2001-2631
Polished stainless steel fairing trim; slotted slim-style	2350-0134	Turn signal relocation kit	2020-1621
Windshield single pouch	3508-0017	Turn Signal Relocation Hardware Kit	2321-0374



SPOILER WINDSHIELDS

- Designed to be looked over, the spoiler windshield diffuses the air stream, effectively slowing the flow without buffeting
- Fit all Memphis Shades Batwing Fairings
- Made of Lucite® for superior optics and durability

COLOR	12,5 CM (5")	16,5 CM (6,5")	23 CM (9")
FOR MEMPHIS SHADES BATWING FAIRINGS			
Smoke	2350-0167	2350-0135	2350-0170



2350-0167

All part numbers in **BLUE** are new for 2024.



2330-0093



2321-0401




MEMPHIS SHADES BULLET FAIRINGS

- Strong, one-piece fairings constructed of high-impact aircraft-grade Lucite®
- Bold aerodynamic shape with a hint of outlaw styling designed to streamline today's low-slung cruisers
- Provide full torso coverage to virtually eliminate wind fatigue while allowing an unobstructed view of the countryside; your head is in clean air
- A machined groove outlines the smoke windshield section
- The lower section features an opaque glare-free matte coating on the inside that gives the outside a high-gloss black "factory" finish for a clean two-piece look; looks great as is, or can be easily painted to really achieve the next level of custom
- Custom fit, model-specific mounting kits feature Memphis Shades exclusive Trigger-Lock mounting system – on and off without tools, or wap out with Memphis Fats/ Slim windshields, Sportshields or Batwing Fairing
- Requires turn signal relocation kit PART #2321-0374

FITS MODEL
15-23 Scout/Scout Sixty

BULLET FAIRING
2330-0093

TRIGGER-LOCK MOUNTING KIT BLACK
2321-0401



Trigger-Lock Mounts let you remove or change your Bullet Fairing in a moment's time

All part numbers in **BLUE** are new for 2024.




2330-0161



2321-0391



2321-0393



Trigger-Lock Mounts let you remove or change your Gauntlet Fairing in a moment's time

GAUNTLET FAIRINGS

- Gauntlet Fairings are unitized quarter fairings with a matte black finish inside
- Class A gloss black finish outside
- Smoked windscreen
- Trigger Lock Mounting system – on and off without tools

FITS MODEL	GAUNTLET FAIRING	TRIGGER LOCK MOUNTING KIT-POLISHED	TRIGGER LOCK MOUNTING KIT-BLACK
15-23 Scout/Scout Sixty ¹	2330-0161	2321-0391	2321-0393
18-23 Scout Bobber ^{2, 3}	2330-0161	2321-0391	2321-0393

¹ Requires turn signal relocation kit PART #2321-0374.

² Requires turn signal relocation kit PART #2020-1621.

³ Requires headlight extension block PART #2001-1827.

TURN SIGNAL RELOCATION KITS

PART #	DESCRIPTION	PART #	DESCRIPTION
2001-1827	Turn signal relocation kit	2020-1621	Headlight extension block



2330-0165



2320-0205

ROAD WARRIOR FAIRING

- Stylish coverage with clean lines and smooth curves
- 48,5 cm (19") wide
- Class A gloss black finish outside
- Model-specific mounting kits feature Memphis Shades exclusive Trigger-Lock mounting system and are sold separately

WHAT TO ORDER

1. Road Warrior Fairing
2. Trigger-lock mounting kit
3. Windshield for Road Warrior
4. Headlight extension block



2001-1829

FITS MODEL	ROAD WARRIOR FAIRING	TRIGGER-LOCK MOUNT KIT-BLACK
For 22-23 Chief	2330-0271	2321-0774
For 22-23 Chief Bobber	2330-0269	2321-0770
For 15-23 Scout/Scout Sixty ¹	2330-0165	2320-0205
For 18-23 Scout Bobber ²	2330-0165	2320-0205

¹ Requires headlight extension block PART #2001-1828.

² Requires headlight extension block PART #2001-1829.

HEADLIGHT EXTENSION BLOCKS	
PART #	DESCRIPTION
2001-1828	Headlight extension block
2001-1829	Headlight extension block

All part numbers in **BLUE** are new for 2024.

WINDSHIELDS
& FAIRINGSSADDLEBAGS
& LUGGAGESEATS &
SISSY BARS

EXHAUST

FUEL/AIR
SYSTEMS

ENGINE

TRANSMISSION,
CLUTCH LINE
& DRIVELINEGASKETS
& SEALS

ELECTRICAL

LIGHTING
& LICENSE
PLATESHANDLEBARS,
CONTROLS
& MIRRORS

CABLES

BRAKES &
BRAKE LINESTANKS &
OIL FILTERSDASHES
& GAUGESFRAMES &
SUSPENSION

FENDERS

FOOTRESTS &
FLOORBOARDSWHEELS
& AXLESCOVERS,
LOCKS &
GENERALAUDIO,
COMMUNICATION
& MOUNTS

MEMPHIS SHADES CAFE FAIRINGS

- The new California styling Cafe fairing is now available; one piece construction-machined groove outlines windshield, with lower section matte black inside, Class-A black outside
- Made of aircraft-grade Lucite® with a "factory finish" that looks great as is or can be easily painted
- Custom-fit, model-specific mounting kits feature Memphis Shades exclusive Trigger-Lock mounting system, on and off without tools

FITS MODEL

18-23 Scout Bobber^{1, 2}CAFE FAIRING
2330-0107¹ Requires turn signal relocation kit PART #2020-1621.² Requires headlight extension block PART #2001-1827.

2330-0162



2321-0395




2321-0397



2321-0374



2001-1827



Trigger-Lock Mounts let you remove or change your Cafe Fairing in a moment's time

CAFE FAIRING

- One-piece construction – machined groove outlines
- Class A gloss black finish
- Made of aircraft-grade Lucite
- Custom fit, model-specific mounting kits feature Memphis Shades exclusive Trigger Lock Mounting System – on and off without tools

FITS MODEL	CAFE FAIRING	TRIGGER LOCK MOUNTING KIT-POLISHED	TRIGGER LOCK MOUNTING KIT-BLACK
15-23 Scout/Scout Sixty ¹	2330-0162	2321-0395	2321-0397
18-23 Scout Bobber ^{2, 3}	-	2321-0395	2321-0397

¹ Requires turn signal relocation kit PART #2321-0374.² Requires turn signal relocation kit PART #2020-1621.³ Requires headlight extension block PART #2001-1827.

PART #	DESCRIPTION	PART #	DESCRIPTION	PART #	DESCRIPTION
2321-0374	Turn signal relocation kit	2020-1621	Turn signal relocation kit	2001-1827	Headlight extension block

All part numbers in **BLUE** are new for 2024.



WINDSHIELD/FAIRING STORAGE BAG

- Constructed of 600-denier "tool bag" material and lined with faux Sherpa to ensure a mar-free surface
- Safe way to carry or store Memphis Shades windshields or small fairings
- Convenient handle to carry windshield/ fairing or hang out of harm's way
- Will hold one Memphis Fats/Slim, Sportshield or Fairing (Bullet, Gauntlet, Cafe) with or without mounting plates installed



PART #
3508-0042

DESCRIPTION
Windshield/fairing storage bag



BATWING FAIRING STORAGE BAG

- Constructed of 600-denier "tool bag" material and lined with faux Sherpa to ensure a mar-free surface
- Safe way to carry or store Memphis Shades Batwing fairing
- Convenient handle to carry windshield/ fairing or hang out of harm's way
- Will hold one Memphis Shades Batwing Fairing with mounting plates and windshield installed



PART #
3508-0041

DESCRIPTION
Batwing fairing storage bag



2040-3027



2040-3028

DYNAMIC LED FAIRING VENT INSERTS

- Replaces OEM fairing vent with built-in white running light and auxiliary amber turn signals
- Dual-color amber/white LEDs
- Decorative stainless mesh
- Includes plug-and-play connectors for simple installation behind fairing
- Mounts using factory hardware
- Does not block airflow from OEM vent

FOR 19-23 CHIEFTAIN/CHIEFTAIN LIMITED/CHIEFTAIN DARK HORSE/CHIEFTAIN ELITE/ROADMASTER DARK HORSE, 21-23 ROADMASTER LIMITED; REPL. OEM #5454864

PART #
2040-3027

DESCRIPTION
Black

PART #
2040-3028

DESCRIPTION
Chrome

FAIRING VENT SCREENS

- Accents the vent system on the Indian Challenger
- Easy to install
- Adds a custom touch to the front of your fairing
- Screen catches or stops larger bugs and other road debris from entering through your fairing vent
- Sold in pairs



PART #
FOR 20-23 CHALLENGER
2330-0237

DESCRIPTION
Black

PART #
FOR 20-23 CHALLENGER (CONT)
2330-0263

DESCRIPTION
Clear

KURYAKYN

FRONT FAIRING TURN SIGNAL TRIM

- Continue the design lines from the OEM chrome fairing panel to the front turn signals
- Quick, simple peel-and-stick installation
- Sold in pairs

PART #
0521-1254

DESCRIPTION
For 14-18 Chieftain, 19-21 Chieftain Classic and 15-21 Roadmaster models



All part numbers in **BLUE** are new for 2024.



URBAN ABS TOP CASE

- Sporty, lightweight and robust top case
- Secure four-point strap mounting system
- Constructed from thick ABS plastic
- Carrying capacity can expand from 16 liters to 29 liters
- Can fit one helmet when fully expanded
- Convenient carrying handle
- Spacious mesh compartment on the inside of the lid
- Measures 40,5 cm L x 36 cm W x 21,5 - 46 cm D (16" x 14 1/4" x 8 1/2" - 18")



PART #	DESCRIPTION
3516-0313	Urban ABS top case



3501-1919



3501-1920



3501-1921

SYSBAGS

- Robust and versatile soft luggage
- Can be used as a side or tail bag
- Reinforced design prevents flapping at high speeds
- End loops and integrated straps for lashing to any motorcycle
- Constructed of durable 1680D ballistic nylon
- All bag sizes can be attached to each other in various combinations

- SysBag S measures 32,5 cm x 16,5 cm x 33,0 cm (12,8" x 6,5" x 13,0")
- SysBag M measures 32,5 cm x 16,5 cm x 41,0 cm (12,8" x 6,5" x 16,1")
- SysBag L measures 48,0 cm x 22,0 cm x 41,0 cm (18,9" x 8,7" x 16,1")

PART #	DESCRIPTION	PART #	DESCRIPTION	PART #	DESCRIPTION
3501-1919	WP SysBag S	3501-1920	WP SysBag M	3501-1921	WP SysBag L



3516-0308

3516-0309



LEGEND GEAR LR1 TAIL BAG

LEGEND GEAR LR2 TAIL BAGS

- Universal fit for most motorcycles, even for those with high exhausts
- Anti-skid bottom
- Safe four-point strap mounting
- Offers additional mounting of Legend Gear accessory bags
- Splash-proof coated canvas and waterproof inner bag
- Measures 68 cm W x 45 cm H x 30 cm D (26,75" x 17,75" x 11,75")
- 48 liter carrying capacity

- Universal fit for seat and rack
- Also works with bikes with high exhausts
- Safe four-point strap mounting
- Adjustable shoulder straps transform the bag into a backpack
- Converts to a shoulder bag with Legend Gear shoulder strap (sold separately)
- Waterproof rain cover
- Measures 40 cm H x 30 cm W x 17 cm D (15,75" x 11,75" x 6,75")
- Carrying capacity of 17,5 liters

PART #	DESCRIPTION	PART #	DESCRIPTION	PART #	DESCRIPTION
3516-0308	Black/brown	3516-0309	Black	3516-0307	LR1 tail bag

All part numbers in **BLUE** are new for 2024.

WINDSHIELDS
& FAIRINGSSADDLEBAGS
& LUGGAGESEATS &
SISSY BARS

EXHAUST

FUEL/AIR
SYSTEMS

ENGINE

TRANSMISSION,
CLUTCH LINE
& DRIVELINEGASKETS
& SEALS

ELECTRICAL

LIGHTING
& LICENSE
PLATESHANDLEBARS,
CONTROLS
& MIRRORS

CABLES

BRAKES &
BRAKE LINESTANKS &
OIL FILTERSDASHES
& GAUGESFRAMES &
SUSPENSION

FENDERS

FOOTRESTS &
FLOORBOARDSWHEELS
& AXLESCOVERS,
LOCKS &
GENERALAUDIO,
COMMUNICATION
& MOUNTS



LEGEND GEAR LT2 TANK BAG

- Attaches to the bike by classic strap mounting
- Two aluminum buckles provide fast access to the gas cap
- Overlapping lid offers protection against moisture and dirt
- Protection from the rain provided by splash-proof material and a waterproof rain cover
- Military-grade fastening system for other Legend Gear bags
- Dimensions: 30 cm L x 15 cm W x 18 cm D (11³/₄" x 6" x 7")
- 5,5 liter carrying capacity

PART #
3502-0362

DESCRIPTION
Legend Gear LT2 tank bag

LEGEND GEAR LT1 TANK BAGS

- Fits most steel gas tanks
- Powerful magnets provide secure mounting, even on rough roads
- Easily removable
- Anti-skid bottom
- Zippered capacity expansion
- Protection from the rain provided by splash-proof material and a waterproof rain cover
- Military-grade fastening system for other Legend Gear bags
- Dimensions: 25 cm L x 18 cm W x 10 cm D (9³/₄" x 7" x 4")
- Carrying capacity can expand from 3 liters to 5,5 liters



3502-0360



3502-0361

PART #
3502-0360

DESCRIPTION
Black/brown

PART #
3502-0361

DESCRIPTION
Black



3501-1523



3501-1527



3501-1529

LEGEND GEAR SIDE BAG SYSTEM

- Vintage, lightweight soft luggage design with modern support
- Coated canvas sailing material and robust synthetic leather reinforce the bags' structure
- Fiber-reinforced polyamide quick-lock system provides fast and reliable attachment and removal of the bags
- LC1 dimensions: 26 cm H x 31 cm W x 14 cm D (10¹/₄" x 12¹/₄" x 5¹/₂"); 9,8 liter carrying capacity
- LC2 dimensions: 35 cm H x 31 cm W x 14 cm D (13³/₄" x 12¹/₄" x 5¹/₂"); 13,5 liter carrying capacity
- Side bags include side single bag, two waterproof inner bags and all required mounting hardware
- Side bag system includes two side bags, two waterproof inner bags and left- and right-side carriers

SIDE BAGS

PART #	DESCRIPTION
LC1 SIDE BAGS	
3501-1523	Black/brown, left-side mounting
3501-1525	Black, left-side mounting

PART #	DESCRIPTION
LC2 SIDE BAGS	
3501-1527	Black/brown, left-side mounting
3501-1529	Black, left-side mounting

SIDE BAG SYSTEM

PART #	DESCRIPTION
3501-1769	For 16-23 Scout/Scout Sixty/Scout 100th anniversary

All part numbers in **BLUE** are new for 2024.



3501-1869



3501-1465

LEGEND GEAR SIDE BAGS

- Combines the low weight of a saddlebag with the high form stability of a case
- Constructed from weather- and UV-resistant 600D polyester
- Reinforced sides and a back panel help bags keep their shape
- Can be easily and quickly mounted on to the original attachment points along the fender strut
- Features MOLLE attachment system
- Integrated anti-theft protection on the inside of the bag
- Convenient carrying handle
- All bags include waterproof inner bag

- LH1 bags fit on right side, LH2 bag fits on the left side
- LH1 bags measure 42,0 cm W x 28,0 cm H x 24,0 cm D (16,5" x 11,0" x 9,4"); 19,5 liter (5,2 US gallon) carrying capacity
- LH2 bag measures 47,0 cm W x 39,0 cm H x 24,0 cm D (18,5" x 15,4" x 9,4"); 25,5 liter (6,7 US gallon) carrying capacity

PART #	DESCRIPTION	PART #	DESCRIPTION	PART #	DESCRIPTION
3501-1466	LH1 side bag	3501-1869	LH1 side bag	3501-1465	LH2 side bag

LEFT SLC SIDE CARRIER

- Precisely developed to allow for simple and secure mounting on the bike's original attachment points
- Quick-release mounting system allows side bags to be easily attached or removed
- Provides secure hold for side bags, side cases, adapter plates and universal side bracket number plates
- Includes mounting hardware



PART #	DESCRIPTION
1510-0793	For 19-21 FTR1200



1510-0934



1510-0933

SLH SIDE CARRIERS

- Bike-specific design
- Can be quickly and easily mounted on the original attachment points on the fender strut
- Quick-lock system allows Legend Gear side bags to be attached and removed in moments
- Carriers for LH1 side bags are for use on the right side of the motorcycle

- Carriers for LH2 side bags are for use on the left side of the motorcycle
- Includes mounting hardware
- Adapter kit includes matching hardware for attaching SLH side carriers to Softail models with the original HoldFast Docking Hardware Kit from Harley-Davidson®

PART #	DESCRIPTION	PART #	DESCRIPTION
FOR 16-23 SCOUT		FOR 16-23 SCOUT (CONT)	
1510-0934	LH1	1510-0933	LH2

All part numbers in **BLUE** are new for 2024.



PRO ENDURO TANK BAG

- For Enduro motorcycles
- Strap fixing of base plate through frame clamps or loop straps
- Two outer pockets
- Zipper connects base panel and tank bag
- Includes rain cover
- Sturdy carrying handle
- MOLLE attachment on top of the bag allows for attaching smartphone or tablet holders
- Constructed from 1680D ballistic nylon
- Dimensions: 35 cm W x 20 cm H x 31,5 cm D (13,8" x 7,9" x 12,4"); 12 liter - 15 liter carrying capacity

PART #
3502-0443

DESCRIPTION
PRO enduro tank bag



PRO ENDURO WATERPROOF TANK BAG

- For most motorcycle tanks
- Top of bag is made of laminated and stable EVA
- Overlapping lid prevents water from entering bag
- Magnetically secured lid
- Welded TPU body without seams
- Two outer pockets
- Sturdy carrying handle
- MOLLE attachment on top of the bag allows for attaching smartphone or tablet holders
- Anti-slip underside
- Reflective detailing provides better visibility
- Dimensions: 43 cm W x 25 cm H x 23 cm D (16,9" x 9,8" x 9,1"); 11 liter carrying capacity

PART #
3502-0525

DESCRIPTION
PRO Enduro waterproof tank bag



PRO MAGNETIC DAYPACK TANK BAG

- Universal fitment makes the Daypack tank bag a convenient companion for any ride
- Magnetic base is designed to attach to metal tanks without a PRO tank ring
- MOLLE attachment on top of the bag allows for attaching smartphone or tablet holders
- Integrated mesh compartment
- Constructed from 1680D ballistic nylon
- Robust carrying handle
- Measures 28,5 cm L x 22,5 cm W x 12 cm D (11,2" x 8,9" x 4,7"); carrying capacity can expand from 6 liters to 9 liters

PART #
3502-0442

DESCRIPTION
PRO magnetic daypack tank bag

All part numbers in **BLUE** are new for 2024.



PRO TRAVELBAG TAIL BAG

- Universal fit for almost all motorcycles
- Made of durable and UV-resistant 1680D ballistic nylon
- Three mesh compartments with interior lid zipper
- Two outer pockets provide additional storage
- MOLLE attachments on top and front allow for easily attaching accessory bags
- Simple and quick mounting on the motorcycle via loop straps with lashing hooks
- Anti-slip underside
- Waterproof inner bag
- Reflective detailing for increased visibility
- Three robust carrying handles
- Large 65 liter carrying capacity



PART #	DESCRIPTION
3516-0363	PRO Travelbag tail bag

PRO REARBAG TAIL BAG

- Fits almost all motorcycles
- Durable and UV-resistant 1680D ballistic nylon construction
- Provides enough storage space to fit a motorcycle helmet
- Simple and secure mounting with strong lashing hooks
- Includes waterproof inner bag
- Reflective detailing provides better visibility
- Measures 40 cm L x 43 cm W x 25 cm H (15,7" x 16,9" x 9,8" - 14,5")
- Carrying capacity can expand from 22 liters to 34 liters



PART #	DESCRIPTION
3516-0343	PRO rearbagn tail bag

PRO ROADPACK TAIL BAG

- Fits perfectly on the tail of most motorcycles
- Highly durable, UV-resistant 1680D ballistic nylon construction
- Lashing hooks allow for quick and simple mounting and removal
- Anti-slip material on the underside of bag helps keep it secure
- Reflective details help increase visibility
- Includes waterproof inner bag
- Measures 36 cm L x 28 cm W x 15 cm H (14,2" x 11" x 5,9" - 9")
- Carrying capacity can expand from eight liters to 14 liters



PART #	DESCRIPTION
3516-0346	PRO roadpack tail bag



ION TAIL BAGS

- Combines an attractive design with optimized storage solutions
- Sturdy, waterproof 600D vinyl construction
- Non-slip underside
- Lockable main compartment
- Waterproof inner bag
- Reflective textile welts greatly increase nighttime visibility
- S bag measures 33 cm W x 10 - 18 cm H x 29 cm D (13" x 7" x 11 1/2"); 7 - 15 liter capacity
- M bag measures 44 cm W x 30 cm H x 30 cm D (17 1/4" x 11 3/4" x 11 3/4"); 26 - 30 liter capacity

PART #	DESCRIPTION	PART #	DESCRIPTION
3516-0325	S bag	3516-0326	M bag



T-LOCK HOLDER WITH MOLLE ADAPTER

- Attach an accessory bag equipped with the MOLLE system quickly and easily
- Just put on the T-Lock, turn 90 degrees clockwise and the case is fixed
- By means of a twist-locking connector, the T-Lock holder connects accessory bags to the tail bags and tank bags with which a MOLLE system is fitted
- MOLLE attachment system is used for all PRO series tank bags and tail bags, as well as for numerous bags from the Legend Gear series
- Gives you more flexibility when transporting luggage and you can pick and use your bags depending on your own needs
- Includes one T-Lock holder, one MOLLE adapter and mounting instructions
- T-Lock smartphone cases sold separately

PART #	DESCRIPTION
3502-0597	T-Lock holder with MOLLE adapter

All part numbers in **BLUE** are new for 2024.



DRYBAG 700 TAIL BAG 2.0

- Built for all weather, all terrain and almost any motorcycle
- Made of sturdy 500D PVC material that is waterproof and extremely durable
- Two welded outer pockets
- Two MOLLE adapters for attaching accessory bags
- Carries up to 70 liters of luggage
- Reflective details for added safety
- Padded handle
- D-rings allow for bag to be mounted tightly to the motorcycle
- Measures 76 cm H x 75 cm W x 30 cm D (30" x 29 1/2" x 11 3/4")



PART #	DESCRIPTION
3530-0047	Drybag 700 tail bag

DRYBAG 350/600 TAIL BAGS

- Universal fit for almost any motorcycle
- Excellent tear, tensile, puncture and impact resistance
- Stable four-point attachment system
- Waterproof tarpaulin construction
- Several drybags can be mounted on top of each other
- Includes four mounting straps and a shoulder strap
- Retro reflective details for increased safety on the road



3530-0041

- 350 bag has a 35 liter capacity
- 600 bag has a 60 liter capacity

PART #	DESCRIPTION	PART #	DESCRIPTION	PART #	DESCRIPTION
3530-0041	350 TAIL BAGS	3530-0022	350 TAIL BAGS (CONT)	3530-0042	600 TAIL BAG
	Black/gray		Yellow		Black/gray



3530-0044



3530-0045

DRYBAG 260/180 TAIL BAGS

- Lightweight for convenient carrying
- Sturdy, waterproof 500D PVC construction
- Easily attached to luggage rack or other Drybags
- Includes four fastening straps for secure mounting

PART #	DESCRIPTION	PART #	DESCRIPTION
3530-0044	Drybag 180 tail bag (18L)	3530-0045	Drybag 260 tail bag (26L)

DRYBAG 80 2.0

- Universal fit on almost all bikes
- Welded outer pocket
- Universal fit for almost all motorcycles
- Made of sturdy 500D PVC
- Waterproof, extremely durable roll
- Waterproof, extremely durable luggage roll
- D-rings allow the bag to be pulled tightly against the motorcycle
- Integrated handle on the side
- Waterproof roll closure and taped seams
- Measures 19,0 cm x 9,0 cm x 35,0 cm (7,5" x 3,5" x 13,8")



PART #	DESCRIPTION
3530-0043	Drybag 80

All part numbers in **BLUE** are new for 2024.

KURYAKYN



XKURSION® XS ODYSSEY BAG

- Wide front hatch for easy access to the main storage
- Formed bottom for secure mounting on a variety of luggage rack styles or passenger seats
- High-strength hook-and-loop sissy bar strap for easy mounting to passenger backrests or sissy bars
- Media storage for up to 38 cm (15") laptops and 30,5 cm (12") tablets
- Front cell phone or media device pocket with a built-in port to accommodate charging cords
- Built-in external coat flap with adjustable G-hooks for coats, blankets or other items
- External bottle pockets and quick-access stash pockets to keep smaller items organized
- Laser-cut low-profile MOLLE for modular attachment options
- Integrated heavy-duty welded D-rings and included mounting strap kit
- Thermoformed construction and components for strength, security and shape retention

- Reflective accents for enhanced visibility
- UV-rated and weather-resistant 1680 denier textile material, with included rain cover
- Glove-friendly, weather-resistant zippers
- Premium lined interior with multiple pockets and compartments
- Heavy-duty ergonomic carrying handles
- Measures 40,5 cm W x 25,5 cm D x 51 cm H (16" x 10" x 20")
- 52 liter (3200 cubic inch) capacity

PART #
3515-0209

DESCRIPTION
XKursion® XS Odyssey bag



XKURSION® XS STEWARD ROLL BAG

- Convenient dual-side access entry with wide opening for easy loading/unloading
- Built-in coat flap with adjustable G-hook for quick and easy external storage
- Plush lined storage pocket on coat flap for cell phones, sunglasses or other items
- Laser-cut low-profile MOLLE modular attachment options
- Integrated heavy-duty welded D-rings, sissy bar and mounting straps to mount to additional bags, luggage racks or passenger seats
- Thermoformed construction and components for strength, security and shape retention
- Reflective accents for enhanced visibility
- UV-rated and weather-resistant 1680 denier textile material, with included rain cover
- Glove-friendly, weather-resistant zippers
- Premium lined interior with multiple pockets and compartments



- Heavy-duty ergonomic carrying handle
- 51 cm W x 29 cm D x 29 cm H (20" x 11,5" x 11,5")
- 44 liter (2700 cubic inch) capacity

PART #
3515-0208

DESCRIPTION
XKursion® XS Steward roll bag

All part numbers in **BLUE** are new for 2024.

WINDSHIELDS
& FAIRINGS

SADDLEBAGS
& LUGGAGE

SEATS &
SISSY BARS

EXHAUST

FUEL/AIR
SYSTEMS

ENGINE

TRANSMISSION,
CLUTCH LINE
& DRIVELINE

GASKETS
& SEALS

ELECTRICAL

LIGHTING
& LICENSE
PLATES

HANDLEBARS,
CONTROLS
& MIRRORS

CABLES

BRAKES &
BRAKE LINES

TANKS &
OIL FILTERS

DASHES
& GAUGES

FRAMES &
SUSPENSION

FENDERS

FOOTRESTS &
FLOORBOARDS

WHEELS
& AXLES

COVERS,
LOCKS &
GENERAL

AUDIO,
COMMUNICATION
& MOUNTS

WINDSHIELDS
& FAIRINGS

SADDLEBAGS
& LUGGAGE

SEATS &
SISSY BARS

EXHAUST

FUEL/AIR
SYSTEMS

ENGINE

TRANSMISSION,
CLUTCH LINE
& DRIVELINE

GASKETS
& SEALS

ELECTRICAL

LIGHTING
& LICENSE
PLATES

HANDLEBARS,
CONTROLS
& MIRRORS

CABLES

BRAKES &
BRAKE LINES

TANKS &
OIL FILTERS

DASHES
& GAUGES

FRAMES &
SUSPENSION

FENDERS

FOOTRESTS &
FLOORBOARDS

WHEELS
& AXLES

COVERS,
LOCKS &
GENERAL

AUDIO,
COMMUNICATION
& MOUNTS

KURYAKYN



XKURSION® XB
AMBASSADOR TAIL BAG

- Do-it-all tail bag that delivers versatility, style and convenience on or off the bike
- Features a contoured bottom for a perfect fit on rear fenders or passenger seats and includes a handy integrated shoulder strap for easy transport when you arrive at your destination
- Integrated fixed shoulder strap stows away discreetly when not in use
- Shoulder strap and wide grab handle offer easy transport off the bike
- Side-mounted, quick-stash pockets for keeping smaller items organized
- Built-in coat flap with adjustable G-hook for quick and easy external storage
- Thermoformed construction and components for strength, security and shape retention
- Reflective accents for enhanced visibility
- UV-rated and weather-resistant 1680-denier textile material, with included rain cover

- Glove-friendly, weather-resistant zippers
- Premium lined interior with multiple pockets and compartments
- Heavy-duty ergonomic carrying handle
- Measures 38 cm W x 38 cm D x 24 cm H (15" x 15" x 9,5")
- Capacity of 25 liters (1530 cubic inches)

PART #	DESCRIPTION
3515-0212	XKursion® XB Ambassador tail bag



GRAND PET PALACE

- Updated styling and amenities: 40% more ventilation and 20% more internal space
- UV-rated weather-resistant 1200-denier textile material with removable rain cover
- New sissy bar strap, multiple D-rings and adjustable straps for easy, secure mounting options
- New easy-clean removable foam cushion provides a comfortable ride
- Pet amenities include internal adjustable leash, two dishes and removable stash pouch
- New side-mount handles and removable carry strap for easy portability
- Redesigned bottle pocket with MOLLE modular attachment points



- Internal frame and rigid bottom provide support
- Top window opens so your pet can pop its head out
- Four mesh windows for viewing and optimal ventilation
- Dimensions: 47 cm W x 33 cm D x 35,5 cm T (18,5" x 13" x 14")
- 44,3 liter internal capacity (2700 cubic inches); 9,1 kg (20 lb) recommended weight capacity

NOTE: For sanitary reasons we will not accept returns on Grand Pet Palace.

PART #	DESCRIPTION
3515-0185	Grand Pet Palace

All part numbers in **BLUE** are new for 2024.



MOMENTUM DRIFTER BAG

- UV-rated, weather-resistant 1200-denier textile construction
- Ideal size and shape for tour trunks with luggage racks, passenger seats, or sissy bars with or without luggage racks
- Quick-mount sissy bar strap design for secure mounting in seconds
- Easily mounts to Kuryakyn Momentum Road Warrior, Vagabond or other luggage (all sold separately)
- Dual side entry doors offer easy access to main storage compartment
- External, adjustable bungee storage system for coats, bedrolls or other items
- Seven external quick-stash pockets, including two bottle pockets
- Integrated MOLLE modular attachment points
- Rigid structure retains its shape whether empty or loaded
- Tethered rain cover with designated storage pocket
- Low-profile carrying handles plus removable shoulder strap for easy portability off the bike
- Includes full mounting strap kit
- Dimensions: 47 cm W x 30,5 cm D x 29 cm T (18,5" x 12" x 11,5")
- 42 liter (2553 cubic inch) capacity

PART #	DESCRIPTION
3515-0192	Momentum Drifter bag

MOMENTUM RAMBLER ROLL BAG

- UV-rated, weather-resistant 1200-denier textile construction with removable rain cover
- Bottom-mounted tie-down loops for easy mounting on luggage racks or Momentum Drifter, Road Warrior and Vagabond bags, all sold separately
- Convenient side entry doors to easily access items while mounted
- Front stash pocket for easy access to small items
- Quick-mount sissy bar strap design for secure mounting in seconds
- External, adjustable bungee storage system for coat, bedroll or other items
- Integrated MOLLE modular attachment points
- Low-profile carrying handle plus removable shoulder strap for easy portability off the bike
- Rigid structure retains its shape whether loaded or empty
- Multiple D-rings for additional easy and secure mounting options
- Dimensions: 39,5 cm W x 23 cm T x 23,5 cm D (15,5" x 9" x 9,25")
- Measures 21 liters (1290 cubic inches)



PART #	DESCRIPTION
3516-0268	Momentum Rambler roll bag

MOMENTUM ROAMER TAIL BAG

- Durable UV-rated, weather-resistant 1200-denier textile material with removable rain cover
- External adjustable bungee storage for coat, bedroll or other items
- Low-profile carrying handle and removable shoulder strap for off-the-bike convenience
- Multiple welded D-rings and included strap kit for secure mounting
- Integrated MOLLE modular attachment points
- External quick-stash pockets and bottle pockets
- Includes optional clear protective film for fender/paint protection
- Dimensions: 44,5 cm W x 38 cm D x 20,5 cm T (17,5" x 15" x 8")
- 30,5 liter (1860 cubic inch) capacity



PART #	DESCRIPTION
3502-0315	Momentum Roamer tail bag

All part numbers in **BLUE** are new for 2024.

KURYAKYN

MOMENTUM DEADBEAT DUFFLE

- UV-rated weather-resistant 1200-denier textile material with removable rain cover
- Quick-mount sissy bar strap for safe and secure mounting in seconds
- External adjustable bungee storage for coat, bedroll or other items
- MOLLE modular attachment points
- Low-profile carrying handle and removable shoulder strap for off-the-bike convenience
- Rolltop design with high-strength hook-and-loop closure for storage versatility and water resistance
- Fully adjustable, convenient speed-buckle clasps
- Side zippered quick-stash pockets
- Heavy-duty welded D-rings and full mounting strap kit for bikes without sissy bars
- Dimensions: 25,5 cm D x 45,5 cm T (10" x 18") (fully expanded)
- 23 liter (1414 cubic inch) capacity



PART #
3515-0201

DESCRIPTION
Momentum Deadbeat duffel



MOMENTUM OUTRIDER THROW-OVER SADDLEBAGS

- UV-rated weather-resistant 1200-denier textile material with removable rain covers
- No saddlebag supports or mounting brackets required
- Fully adjustable mounting belt to fit almost any motorcycle
- Angled design accommodates most stock fender-mounted turn signals
- Mounts on top or under passenger seat with slant forward or backward
- Anti-scratch backs and heat-resistant bottoms
- Include mounting strap kit for extra security
- Forward-facing, quick-stash pockets for smaller items or bottle storage



- 51 mm (2") expansion panel with capacity to fit a half helmet
- Internal, adjustable divider for organization
- Measure 45,5 cm (18") wide x 20,5 cm (8") deep (25,5 cm (10") expanded) x 28 cm (11") tall (each bag)
- 26 liter capacity, 32 liters expanded (1584 cubic inches, 1980 cubic inches expanded)

PART #
3501-1359

DESCRIPTION
Momentum Outrider throw-over saddlebags



SADDLEBAG COOLER

- Keeps your favorite fluids frosty and at the ready
- Holds up to a 12-pack of bottles or 18-pack of cans plus ice, and the sealed interior lining means moisture stays inside the cooler instead of your saddlebag
- Made from durable, 1200-denier polyester with a sealed, TPU-coated nylon liner with high-density insulation
- Sized to fit virtually any OEM saddlebag
- Includes bottle opener



- Wide-zippered opening and side-mounted carrying handles for easy access
- Includes removable/adjustable shoulder strap
- Measures 44,5 cm L x 15 cm W x 23 cm H (17,5" x 6" x 9")

PART #
3501-1340

DESCRIPTION
Saddlebag cooler

All part numbers in **BLUE** are new for 2024.

KURYAKYN

JACKET ROLL

- Convenient storage option to keep jackets, extra layers, bedrolls or blankets handy and securely stowed away
- Made from durable UV-rated, weather-resistant 1200-denier textile
- Adjustable buckle snap straps for convenient mounting on virtually any handlebar or sissy bar setup
- Loaded with MOLLE modular attachment points
- Folds up for easy storage when not in use
- Perfect storage option for carrying extra layers or removing layers as temps rise
- Measures 42 cm W x 30,5 cm L x 2,54 cm D (16,5" x 12" x 1") (rolls up to 30,5 cm L x 7,6 cm W (12" x 3"))



PART #
3515-0204

DESCRIPTION
Jacket roll



BARRIO MULTI-FIT BAG

- Durable UV-rated, weather-resistant 1200-denier textile material
- Rolltop design with high-strength hook-and-loop closure for storage versatility and water resistance
- Fully adjustable, convenient speed-buckle clasps
- MOLLE modular attachment points
- Safe and secure storage for wallets, sunglasses, phones, road sodas, tools and more

- Front and side quick-stash pockets
- Dimensions: 18 cm W x 10 cm D x 23 cm T (7" x 4" x 9")
- 4,5 liter (266 cubic inch) capacity

PART #
3510-0095

DESCRIPTION
Barrio fork bag



TRUNK LID ORGANIZER

- All-new design with extra-secure mounting using lid-mounted snap tab attachments and hook-and-loop fasteners
- Includes lid organizer and separate MOLLE-integrated tool pouch/Dopp kit
- Three separate storage pockets for optimum organization
- Integrated MOLLE field can be used to attach included tool pouch or as a tool organizer

- Made from durable moisture-resistant and UV-treated 1200-denier polyester

PART #
3522-0015

DESCRIPTION
For 15-23 Roadmaster (except Classic),
14-23 Chieftain (if equipped with a tour trunk)



WINDSHIELDS
& FAIRINGS

SADDLEBAGS
& LUGGAGE

SEATS &
SISSY BARS

EXHAUST

FUEL/AIR
SYSTEMS

ENGINE

TRANSMISSION,
CLUTCH LINE
& DRIVELINE

GASKETS
& SEALS

ELECTRICAL

LIGHTING
& LICENSE
PLATES

HANDLEBARS,
CONTROLS
& MIRRORS

CABLES

BRAKES &
BRAKE LINES

TANKS &
OIL FILTERS

DASHES
& GAUGES

FRAMES &
SUSPENSION

FENDERS

FOOTRESTS &
FLOORBOARDS

WHEELS
& AXLES

COVERS,
LOCKS &
GENERAL

AUDIO,
COMMUNICATION
& MOUNTS

All part numbers in **BLUE** are new for 2024.

WINDSHIELDS
& FAIRINGS

SADDLEBAGS
& LUGGAGE

SEATS &
SISSY BARS

EXHAUST

FUEL/AIR
SYSTEMS

ENGINE

TRANSMISSION,
CLUTCH LINE
& DRIVELINE

GASKETS
& SEALS

ELECTRICAL

LIGHTING
& LICENSE
PLATES

HANDLEBARS,
CONTROLS
& MIRRORS

CABLES

BRAKES &
BRAKE LINES

TANKS &
OIL FILTERS

DASHES
& GAUGES

FRAMES &
SUSPENSION

FENDERS

FOOTRESTS &
FLOORBOARDS

WHEELS
& AXLES

COVERS,
LOCKS &
GENERAL

AUDIO,
COMMUNICATION
& MOUNTS



ROUTE 1 TRAVELER TOUR TRUNK BAG

- Industry leading UltraMax™ fabric with maximum UV protection
- Mounts to most tour trunks luggage racks
- Can hold two full-face helmets even when non-expanded
- Additional 76 mm (3") expansion section for extra storage
- Three generous outer pockets for quick-access items
- Mesh pockets under lid and sides of main compartment
- Reflective piping for increased visibility
- Rugged quick-release buckles securely mount to rack
- Rigid construction helps bag hold its shape, even when empty

- Airline carry-on friendly
- Waterproof rain hood included
- Main compartment measures 56 cm L x 30,5 cm W x 37 cm H (22" x 12" x 14,5"); holds 63 liters
- Expands to 56 cm L x 30,5 cm W x 43 cm H (22" x 12" x 17"); holds 73,5 liters

PART #	DESCRIPTION
3516-0269	Route 1 Traveler Tour trunk rack bag



**ROUTE 1 ROVER
PET CARRIER**

- UltraMax® fabric for maximum UV protection
- For pets up to 9,1 kg (20 lb)
- Mounts to tour trunk racks, sissy bar
- Rigid construction and solid base panels
- Side panels unzip allowing maximum airflow
- Small permanently open side mesh vents
- Large lid opening for ease of access
- Lid has two-stage zipper opening; first stage allows flap to open with mesh closed, second stage opens mesh to allow pet to look out while on integrated leash
- Both lid panels roll back, with tab to secure open
- Wide front panel also has two-stage opening; first stage opens mesh porch, second stage opens completely
- All two-stage opening zippers securely latch together
- Base has padded removable panel for comfort and cleaning
- Adjustable leash allows pet to move freely



- Two side pockets for storing pet essentials
- Carry handles make for easy transport
- Reflective piping
- Main compartment measures 43 cm L x 30,5 cm W x 38 cm H (17" x 12" x 15"); holds 50 liters

PART #	DESCRIPTION
3515-0214	Route 1 pet carrier

All part numbers in **BLUE** are new for 2024.

NELSON RIGG
COVERS • LUGGAGE • RAINWEAR



UltraMAX

TRAVELER TAIL BAG

- Made with industry-leading UltraMax® fabric
- Maximum UV protection against fading
- Universal fitment on trunks and luggage racks
- Fits inside all Harley Davidson Tour Trunks
- 100% waterproof rain cover included
- Quick-release straps securely mount to trunk rack
- Also mounts to backrest/sissy bar and racks
- Rigid construction with mesh pocket under lid



- Lined interior easily holds a full-face helmet
- Reflective piping for enhanced visibility
- Carry handles for transporting off the bike
- Dimensions: 45,5 cm L x 30,5 cm W x 25,5 cm H (18" x 12" x 10")
- Holds 35 liters

PART

3515-0220

DESCRIPTION

Traveler tail bag

HURRICANE RIGGPAK CRASH/BAR TAIL BAG

- Waterproof roll closure with quick-release buckles
- Made from heavy-duty UV-treated PVC tarpaulin material
- All seams are electronically heat-welded
- Fits most crash bars, luggage racks and seats
- Integrated MOLLE system
- Universal mounting using hook-and-loop straps and or adjustable quick-release buckles
- Holds approximately 5 liters
- Measures 16 cm L x 10 cm W x 30,5 cm (6 1/4" x 4" x 12")
- Sold each



PART

3516-0401

DESCRIPTION

Hurricane RiggPak crash bar/tail bag



TRAILS END BOTTLE HOLDER

- Industry leading UltraMax® fabric with maximum UV protection
- Roll top closure ensures bottle stays secure
- Integrated straps weave into MOLLE systems as found on trails end tail bags
- Includes four webbing straps and buckles can mount to most racks
- Holds bottles up to 887 ml (30 US fl oz.)
- 30,5 cm L x 95 mm D (12" x 3,75")

PART

3501-1462

DESCRIPTION

Trails End bottle holder

All part numbers in **BLUE** are new for 2024.

WINDSHIELDS
& FAIRINGS

SADDLEBAGS
& LUGGAGE

SEATS &
SISSY BARS

EXHAUST

FUEL/AIR
SYSTEMS

ENGINE

TRANSMISSION,
CLUTCH LINE
& DRIVELINE

GASKETS
& SEALS

ELECTRICAL

LIGHTING
& LICENSE
PLATES

HANDLEBARS,
CONTROLS
& MIRRORS

CABLES

BRAKES &
BRAKE LINES

TANKS &
OIL FILTERS

DASHES
& GAUGES

FRAMES &
SUSPENSION

FENDERS

FOOTRESTS &
FLOORBOARDS

WHEELS
& AXLES

COVERS,
LOCKS &
GENERAL

AUDIO,
COMMUNICATION
& MOUNTS

WINDSHIELDS
& FAIRINGS

SADDLEBAGS
& LUGGAGE

SEATS &
SISSY BARS

EXHAUST

FUEL/AIR
SYSTEMS

ENGINE

TRANSMISSION,
CLUTCH LINE
& DRIVELINE

GASKETS
& SEALS

ELECTRICAL

LIGHTING
& LICENSE
PLATES

HANDLEBARS,
CONTROLS
& MIRRORS

CABLES

BRAKES &
BRAKE LINES

TANKS &
OIL FILTERS

DASHES
& GAUGES

FRAMES &
SUSPENSION

FENDERS

FOOTRESTS &
FLOORBOARDS

WHEELS
& AXLES

COVERS,
LOCKS &
GENERAL

AUDIO,
COMMUNICATION
& MOUNTS



GREG LUTZKA SIGNATURE
CRUISER HANDLEBAR BAG

- Greg Lutzka signature series
- Made with industry leading UltraMax® fabric
- UV fade-and water-resistant
- Touchscreen-friendly cell pocket
- Universal fitment on T-bars and handlebars
- Adjustable hook-and-loop straps for easy attachment
- Carry strap included
- Measures 19 cm L x 10 cm W x 17,8 cm H (7 ½" L x 4" W x 7" H)



PART #	DESCRIPTION
3510-0175	Greg Lutzka signature cruiser handlebar bag

GREG LUTZKA SIGNATURE
UNIVERSAL HANDLEBAR BAG

- Greg Lutzka signature series
- Made from heavy-duty poly-blend
- UV fade-and water-resistant
- Universal fitment on cruiser and off-road handlebars
- Adjustable hook, loop straps and wet-strap tension buckle for ease of attachment
- Measures 25 cm L x 10 cm W x 13 cm H (10" L x 4" W x 5" H)



PART #	DESCRIPTION
3510-0174	Greg Lutzka signature universal handlebar bag

USA (UNDER SEAT ATTACHMENT)

- For use when you don't have a backrest or luggage rack
- Four heavy-duty, self-fastening webbing straps
- Four metal "D" rings for attaching straps and hooks
- Fully adjustable to fit under most seat configurations
- Protective material to help prevent scratching or movement



PART #	DESCRIPTION
3515-0205	USA (Under Seat Attachment)

RIGG STRAPS™ KIT

- RIGG STRAPS™ patented cam-hook design made from aircraft grade aluminum
- Strap system used for a variety of gear tie down options
- Heavy duty webbing 1,5 m (60") max length
- Loop ends for additional connection points
- Pull force not to exceed 100 lbs.
- Sold in pairs

NOTE: Not intended for towing or vehicle tie-down.



PART #	DESCRIPTION
3920-0504	RIGG STRAPS™ kit

All part numbers in **BLUE** are new for 2024.

BURLY BRAND
MOTORCYCLE ACCESSORIES



ROLL TOP BACKPACKS

- Wet-waxed UV-treated cotton canvas construction
- Leather paneling for style and support
- Burly brand flannel straps
- Interior is fully padded with a partition for a 38 cm (15") laptop
- Auxiliary pass-through port for charging cables or audio cords
- Large front zippered pocket for storing loose items
- Roll top has variable-height snap closure
- Speed buckles, zippers and metal Burly-embossed button snaps and accents
- Anti-flail snap system keeps everything in place at speed

PART #	DESCRIPTION	PART #	DESCRIPTION
3517-0414	Dark oak waxed cotton	3517-0435	Black Cordura® nylon



SADDLEBAG

- Wet-waxed UV-treated cotton canvas or black Cordura® nylon construction with leather paneling for support
- Leather will age and show character over time to give the bag a true vintage look
- Metal and polyurethane internal bag frame keeps the bag's shape, even when empty
- Rolltop closure with snap/hook-and-loop sealing system keeps out the wind and the elements
- Speed buckles and zippers and metal Burly-embossed button snaps
- Included shoulder strap for messenger bag use
- Quick-release pin-lock bracket system allows the saddlebag to be easily mounted/removed from the bike (model-specific saddlebag mount brackets sold separately)

PART #	DESCRIPTION	PART #	DESCRIPTION
3501-1240	Dark oak cotton canvas	3501-1345	Black Cordura® nylon

3501-1240

3501-1345

- Dark oak or black finish
- Dimensions: 29 cm W x 32 cm T x 13 cm D (11,5" x 12,5" x 5")
- Sold each



3502-0260



3502-0309

TAIL/TANK BAGS

- Dark oak bag is wet-waxed UV-treated cotton canvas construction
- Mounts to metal gas tanks using high-strength magnets
- Bag also has D-ring anchor points and tail-mounting accessory flange for securing the bag to the rear seat/tail section of the bike
- Map pouch attaches to the tank bag with magnets; pouch can be mounted by itself to a magnetic tank
- Clear map/accessory screen is an innovative stretching material design that will accommodate most smartphones, small tablets and small GPS units

- Two exterior zipper-closure storage pockets
- Large main compartment with elastic interior sides
- Bag has a pass-through port for charging cords, headphone cords, etc.
- Built-in carry handle for easy off-the-bike portability

PART #	DESCRIPTION	PART #	DESCRIPTION	PART #	DESCRIPTION
DARK OAK		DARK OAK (CONT)		BLACK	
3502-0260	Tail/tank bag w/ map pocket	3502-0261	Map pocket only	3502-0309	Tail/tank bag w/ map pocket

All part numbers in **BLUE** are new for 2024.

WINDSHIELDS
& FAIRINGS

SADDLEBAGS
& LUGGAGE

SEATS &
SISSY BARS

EXHAUST

FUEL/AIR
SYSTEMS

ENGINE

TRANSMISSION,
CLUTCH LINE
& DRIVELINE

GASKETS
& SEALS

ELECTRICAL

LIGHTING
& LICENSE
PLATES

HANDLEBARS,
CONTROLS
& MIRRORS

CABLES

BRAKES &
BRAKE LINES

TANKS &
OIL FILTERS

DASHES
& GAUGES

FRAMES &
SUSPENSION

FENDERS

FOOTRESTS &
FLOORBOARDS

WHEELS
& AXLES

COVERS,
LOCKS &
GENERAL

AUDIO,
COMMUNICATION
& MOUNTS



TOOL ROLL

- Wet-waxed UV-treated cotton canvas construction
- Leather securing straps and carry handle offer support and secure mounting points
- Eight-pocket system in three widths to hold multiple tools of various sizes (tools are not included)
- Catch-all zippered pocket for smaller items
- Speed buckles and zippers with metal Burly-embossed button snaps and accents
- Anti-flap snap closure system keeps the tools secure
- Adjustable quick-release mounting system works on handlebars, sissy bars or side frame mounting
- Dimensions: 27 cm W x 17 cm T (when expanded) (10,5" x 6,5")



PART #	DESCRIPTION
3510-0091	Tool roll



480 SADDLEBAG KING KOOLER

- Turn your saddlebag into an insulated cooler
- Liner is insulated, waterproof and custom fit saddlebags
- Ideal for hot, dusty roads, picnics or parties
- Measures 48,5 cm x 25,5 cm x 15 cm (19" x 10" x 6")
- Sold each



PART #	DESCRIPTION
3511-0026	King Cooler



SADDLEBAG LINERS

- Specifically designed to fit the Indian hard saddlebags
- No need for saddlebag organizers; liners feature three storage compartments on top with zipper closures
- Constructed of heavyweight polyester fabric with a PVC internal coating
- Center compartment is made of a see-through mesh for locating items quickly
- Zippers on the outer compartments wrap around two sides for easy access




- The zipper on the main liners wraps around three sides and the lid will flip up, creating an open access for EZ loading and locating items
- Each liner has two 25 mm (1") handles that can be joined together with hook-and-loop material for easy carrying
- Measures 58,5 cm L x 19 cm W x 25,5 cm H (23" L x 7 1/2" W x 10" H)
- Sold in pairs

PART #	DESCRIPTION
3501-1646	For 14-22 Chief/Chieftain Vintage/Classic/Limited, 16-22 Dark Horse, 17-22 Springfield, 15-22 Roadmaster, 20-22 Challenger

All part numbers in **BLUE** are new for 2024.



1510-0856



1510-0857

BA DETACHABLE SOLO LUGGAGE RACKS

- Big Ass solo luggage rack is 30% larger than the standard rack
- Features a 6,35 cm (2.5") kick up at the rear to help secure items
- Uses Cobra's proprietary release mechanism, allowing the rack to be installed/removed in a matter of seconds

PART #	DESCRIPTION
FOR 15-23 SCOUT MODELS (EXCEPT BOBBER)	
1510-0856	Chrome

- Docking kit included with all necessary mounting hardware
- Available in chrome or gloss black finish
- Measures 44,5 cm (17,5") W x 34,3 cm (13,5") L

PART #	DESCRIPTION
FOR 15-23 SCOUT MODELS (EXCEPT BOBBER) (CONT)	
1510-0857	Black

BA DETACHABLE WRAPAROUND RACKS

- Racks for full length seats are approximately 33 cm (13") from front to back and 48,26 cm (19") wide
- Racks for solo seats with pillions are 43,2 cm (17") wide
- Include docking kit (unless noted)
- Available in chrome or gloss black finish



1510-0858



1501-0732



1501-0726

DETACHABLE RACKS

PART #	DESCRIPTION
FOR 22-23 CHIEF MODELS	
1510-1023	Chrome
1510-1024	Black
1510-1025 ³	Chrome
1510-1026 ³	Black
FOR 15-23 SCOUT MODELS (EXCEPT BOBBER)	
1510-0858 ¹	Chrome

PART #	DESCRIPTION
FOR 18-23 SCOUT BOBBER	
1510-1029	Chrome
1510-1030	Black
FOR 17-23 CHIEFTAIN LIMITED/CHIEFTAIN ELITE, 16-23 CHIEFTAIN DARK HORSE AND 14-23 CHIEFTAIN MODELS	
1501-0731 ²	Chrome
1501-0732 ²	Black

¹ Full-length seat.

² Docking kits sold separately.

³ Not compatible with saddlebags or OEM docking kits.

DOCKING KITS

PART #	DESCRIPTION
FOR 17-23 CHIEFTAIN LIMITED/CHIEFTAIN ELITE, 16-23 CHIEFTAIN DARK HORSE AND 14-22 CHIEFTAIN MODELS	
1501-0725	Chrome

PART #	DESCRIPTION
FOR 17-23 CHIEFTAIN LIMITED/CHIEFTAIN ELITE, 16-23 CHIEFTAIN DARK HORSE AND 14-22 CHIEFTAIN MODELS (CONT)	
1501-0726	Black

BA DETACHABLE LUGGAGE RACKS

- Uses Cobra's proprietary release mechanism, allowing the rack to be installed/removed in seconds
- Uses simple plunger-type spring for installation and removal
- Must install a Cobra docking kit (sold separately, unless noted)
- Measures 35,5 cm (14") L x 44,5 cm (17,5") W

PART #	DESCRIPTION
FOR 22-23 CHIEF MODELS	
1510-1021	Chrome flip-up rack
1510-1022	Black flip-up rack
FOR 20-23 CHALLENGER/CHALLENGER DARK HORSE/CHALLENGER LIMITED/VINTAGE/VINTAGE DARK HORSE, 19-23 CHIEF DARK HORSE, 18-23 CHIEFTAIN CLASSIC/SPRINGFIELD DARK HORSE, 17-23 CHIEFTAIN LIMITED/CHIEFTAIN ELITE/ROADMASTER, 16-23 CHIEFTAIN DARK HORSE/SPRINGFIELD, 14-23 CHIEFTAIN, 18-19 ROADMASTER ELITE, 17-18 ROADMASTER CLASSIC, 14-19 CHIEF VINTAGE AND 14-18 CHIEF CLASSIC	
1501-0730	Black flip-up rack
1501-0733	Chrome flat rack
1501-0734	Black flat rack
FOR 18-23 SCOUT BOBBER	
1510-1028 ^{1, 2}	Black
1510-1027 ^{1, 2}	Chrome

¹ Will not work with detachable backrest, passenger seat, extended-reach rider backrest, saddlebags or OEM docking kits.

² Includes docking kit.

1510-1022



1501-0730



1501-0733



1510-1028



1501-0725



DOCKING KITS

PART #	DESCRIPTION
1501-0725	Chrome docking kit
1501-0726	Black docking kit

All part numbers in **BLUE** are new for 2024.



DETACHABLE LUGGAGE RACKS AND DOCKING KITS

- Same proprietary quick-release mechanism as Cobra's beloved backrests
- Docking kit included for easy installation and rapid removal
- Measures 21,5 (8,5") W x 35,5 cm (14") L
- Available in chrome or gloss black finish

PART #	DESCRIPTION
FOR 15-23 SCOUT MODELS	
1510-0854	Chrome



1510-1018



1510-0855

PART #	DESCRIPTION
FOR 15-23 SCOUT MODELS (CONT)	
1510-0855	Gloss black

DETACHABLE SOLO LUGGAGE RACKS

- Mount all your gear without scratching your bike's fender
- Uses Cobra's proprietary quick release mechanism, allowing the rack to be installed/removed in a matter of seconds
- Includes mounting kit and all necessary hardware

PART #	DESCRIPTION
FOR 22-23 CHIEF MODELS	
1510-1017	Chrome
1510-1018	Black

- Measures 21,6 cm (8,5") W x 35,5 cm (14") L
- Available in chrome or gloss black finish

PART #	DESCRIPTION
FOR 18-23 SCOUT BOBBER MODELS	
1510-1019	Chrome
1510-1020	Black



1510-1019

SOLO LUGGAGE RACKS

- Laser-cut and formed steel uses stock mounting location
- Come with all mounting hardware
- Racks bolt directly to fender
- Measures 31,75 cm (12,5") L x 14,15 cm (5,57") W
- Available in chrome or gloss black finish

NOTE: Will not fit Bobber or Bobber Twenty models.

PART #	DESCRIPTION
FOR 15-23 SCOUT MODELS	
1510-0852	Chrome



1510-0853

PART #	DESCRIPTION
FOR 15-23 SCOUT MODELS (CONT)	
1510-0853	Gloss black

All part numbers in **BLUE** are new for 2024.

WINDSHIELDS
& FAIRINGSSADDLEBAGS
& LUGGAGESEATS &
SISSY BARS

EXHAUST

FUEL/AIR
SYSTEMS

ENGINE

TRANSMISSION,
CLUTCH LINE
& DRIVELINEGASKETS
& SEALS

ELECTRICAL

LIGHTING
& LICENSE
PLATESHANDLEBARS,
CONTROLS
& MIRRORS

CABLES

BRAKES &
BRAKE LINESTANKS &
OIL FILTERSDASHES
& GAUGESFRAMES &
SUSPENSION

FENDERS

FOOTRESTS &
FLOORBOARDSWHEELS
& AXLESCOVERS,
LOCKS &
GENERALAUDIO,
COMMUNICATION
& MOUNTS

KURYAKYN

SISSY BAR LUGGAGE RACK

- Compatible with all Kuryakyn round sissy bars for Indian models (not intended for use with other aftermarket sissy bars)
- Durable die-cast aluminum construction with premium chrome plating
- Simple bolt-on design makes install/removal a breeze
- Slotted design provides secure anchor points for luggage straps or bungee cords
- Rack measures 26 cm L x 23,5 cm W (10,15" x 9,12")



PART #	DESCRIPTION
1510-0960	Sissy bar luggage rack

KURYAKYN

SADDLEBAG TOP TRIM

- Four-piece accent set (two pieces per saddlebag)
- Accentuates classic curves on hard saddlebags
- Chrome-plated ABS with easy, peel-and-stick installation



PART #	DESCRIPTION
3501-1125	For 14-23 Chieftain, Roadmaster and Springfield models (except Roadmaster Classic, 19-23 Chieftain, Chieftain Dark Horse, Chieftain Limited and 20-23 Springfield Dark Horse, Roadmaster Dark Horse/Elite)



3550-0295



TRUNK RELOCATION BRACKETS

- Moves trunk back 51 mm (2")
- Chrome-plated
- Easy to install



PART #	DESCRIPTION	PART #	DESCRIPTION
FOR 15-23 ROADMASTER		FOR 15-23 ROADMASTER (CONT)	
3550-0427	Black	3550-0295	Chrome



0822-0358



PASSENGER ARMRESTS

- Pivot out horizontally to allow access to the passenger seat without inhibiting access to the trunk
- Water-resistant and feature two-inch thick padding
- Adjustable tension knobs and magnets hold arms in place while in use
- Installation uses existing bolt holes, no drilling or cutting required
- Includes cup holder mounting (cup holders sold separately)



0822-0359

PART #	DESCRIPTION	PART #	DESCRIPTION
FOR 15-21 ROADMASTER		FOR 15-21 ROADMASTER (CONT)	
0822-0358	Black	0822-0359	Tan

All part numbers in **BLUE** are new for 2024.

WINDSHIELDS
& FAIRINGS

SADDLEBAGS
& LUGGAGE

SEATS &
SISSY BARS

EXHAUST

FUEL/AIR
SYSTEMS

ENGINE

TRANSMISSION,
CLUTCH LINE
& DRIVELINE

GASKETS
& SEALS

ELECTRICAL

LIGHTING
& LICENSE
PLATES

HANDLEBARS,
CONTROLS
& MIRRORS

CABLES

BRAKES &
BRAKE LINES

TANKS &
OIL FILTERS

DASHES
& GAUGES

FRAMES &
SUSPENSION

FENDERS

FOOTRESTS &
FLOORBOARDS

WHEELS
& AXLES

COVERS,
LOCKS &
GENERAL

AUDIO,
COMMUNICATION
& MOUNTS



0810-2273



0810-2274



0810-2275



0810-2276



**LOW-PROFILE TOURING SEATS
WITH FORWARD-POSITIONING**

- Features solar-reflective leather in the seating area and automotive-grade vinyl on the sides (unless noted); patented process reduces surface temperature by as much as 14 °C (25 °F) for a cooler seat, higher durability and longer life over conventional leather or vinyl
- 5 mm (3/16") ABS thermoformed seat base for a perfect fit, with a carpeted bottom and rubber bumpers to protect paint
- Seat is made narrow up front for better leg clearance to ground contact

- Features a 12,5 cm (5") tall driver support
- Seat moves the rider forward 25 mm (1") and 13 mm (1/2") lower compared to the factory seat
- Seat is 51 mm (2") further forward compared to stock seat
- Includes all mounting hardware

PART #	DESCRIPTION
FOR 14-21 CHIEF, 14-23 CHIEFTAIN/CHIEFTAIN VINTAGE/CLASSIC/LIMITED, 16-22 DARK HORSE, 17-23 SPRINGFIELD, 15-23 ROADMASTER	
81 CM L OVERALL (37,5 CM L X 37,5 CM W FRONT) (38 CM L X 28 CM W REAR), 12,5 CM RISE; 32" L OVERALL (14 3/4" L X 14 3/4" W FRONT) (15" L X 11" W REAR), 5" RISE	
0810-2273 ¹	Double diamond, black thread, vinyl
0810-2274	Double diamond, black thread
0810-2275	Double diamond, silver thread
0810-2276	Double diamond, red thread

¹ Not solar-reflective leather.

All part numbers in **BLUE** are new for 2024.



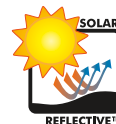
0810-2258



0810-2259



0810-2260



0810-2261



LOW-PROFILE TOURING SEATS

- Features solar-reflective leather in the seating area and automotive-grade vinyl on the sides (unless noted); patented process reduces surface temperature by as much as 14 °C (25 °F) for a cooler seat, higher durability and longer life over conventional leather or vinyl
- Molded polyurethane foam for maximum comfort and styling
- 5 mm ($\frac{3}{16}$ ") ABS thermoformed seat base for a perfect fit, with a carpeted bottom and rubber bumpers to protect paint
- Features a 14 cm (5 $\frac{1}{2}$ ") tall driver support
- Seat geometry places rider 51 mm (2") further back than the Drag Specialties Low Profile Touring forward seat and up to 13 mm ($\frac{1}{2}$ ") lower than stock seat
- Seat is made narrow up front for better leg clearance to ground contact
- Includes all mounting hardware

PART

FOR 14-21 CHIEF, 14-23 CHIEFTAIN/CHIEFTAIN VINTAGE/CLASSIC/LIMITED, 16-22 DARK HORSE, 17-23 SPRINGFIELD, 15-23 ROADMASTER

81 CM L OVERALL (43 CM L X 37,5 CM W FRONT) (33 CM L X 28 CM W REAR) 32" L OVERALL (17" L X 14 $\frac{3}{4}$ " W FRONT) (13" L X 11" W REAR)

0810-2258¹

Double diamond, black thread

0810-2259

Double diamond, black thread

0810-2260

Double diamond, silver thread

0810-2261

Double diamond, red thread

¹ Not solar-reflective leather.

All part numbers in **BLUE** are new for 2024.

WINDSHIELDS
& FAIRINGS

SADDLEBAGS
& LUGGAGE

SEATS &
SISSY BARS

EXHAUST

FUEL/AIR
SYSTEMS

ENGINE

TRANSMISSION,
CLUTCH LINE
& DRIVELINE

GASKETS
& SEALS

ELECTRICAL

LIGHTING
& LICENSE
PLATES

HANDLEBARS,
CONTROLS
& MIRRORS

CABLES

BRAKES &
BRAKE LINES

TANKS &
OIL FILTERS

DASHES
& GAUGES

FRAMES &
SUSPENSION

FENDERS

FOOTRESTS &
FLOORBOARDS

WHEELS
& AXLES

COVERS,
LOCKS &
GENERAL

AUDIO,
COMMUNICATION
& MOUNTS

WINDSHIELDS
& FAIRINGS

SADDLEBAGS
& LUGGAGE

SEATS &
SISSY BARS

EXHAUST

FUEL/AIR
SYSTEMS

ENGINE

TRANSMISSION,
CLUTCH LINE
& DRIVELINE

GASKETS
& SEALS

ELECTRICAL

LIGHTING
& LICENSE
PLATES

HANDLEBARS,
CONTROLS
& MIRRORS

CABLES

BRAKES &
BRAKE LINES

TANKS &
OIL FILTERS

DASHES
& GAUGES

FRAMES &
SUSPENSION

FENDERS

FOOTRESTS &
FLOORBOARDS

WHEELS
& AXLES

COVERS,
LOCKS &
GENERAL

AUDIO,
COMMUNICATION
& MOUNTS



0810-2270



0810-2271

PREDATOR III FORWARD POSITIONING SEATS

- High-quality automotive-grade vinyl
- Molded polyurethane foam for maximum comfort and styling
- 5 mm ($\frac{3}{16}$ ") ABS thermoformed seat base for a perfect fit, with a carpeted bottom and rubber bumpers to protect paint
- Features a 16,5 cm (6 $\frac{1}{2}$ ") tall driver support
- Seat is made narrow up front for better leg clearance
- Seat moves the rider forward 25 mm (1") and 13 mm ($\frac{1}{2}$ ") lower compared to the factory seat
- Seat geometry is 51 mm (2") further forward than the Drag Specialties Predator III standard seat
- Includes all mounting hardware



0810-2272

PART #	DESCRIPTION
FOR 14-21 CHIEF, 14-23 CHIEFTAIN/CHIEFTAIN VINTAGE/CLASSIC/LIMITED, 16-22 DARK HORSE, 17-23 SPRINGFIELD, 15-23 ROADMASTER	
81 CM L OVERALL (37,5 CM L X 32 CM W FRONT) (30,5 CM L X 18 CM W REAR); 32" L OVERALL (14 $\frac{3}{4}$ " L X 12 $\frac{1}{2}$ " W FRONT) (12" L X 7 $\frac{1}{4}$ " W REAR) 6 $\frac{1}{2}$ " RISE	
0810-2270	Double diamond, black thread
0810-2271	Double diamond, silver thread
0810-2272	Double diamond, red thread



0810-2262



0810-2264



0810-2118



0810-2120



0810-2121

PREDATOR III SEATS

- Automotive-grade vinyl cover
- Features a 15 cm (6") tall driver support
- Molded polyurethane foam for maximum comfort and styling
- 5 mm ($\frac{3}{16}$ ") ABS thermoformed seat base for a perfect fit, with a carpeted bottom and rubber bumpers to protect paint
- Includes all mounting hardware

PART #	DESCRIPTION	PART #	DESCRIPTION
FOR 14-21 CHIEF, 14-23 CHIEFTAIN/CHIEFTAIN VINTAGE/CLASSIC/LIMITED, 16-22 DARK HORSE, 17-23 SPRINGFIELD, 15-23 ROADMASTER			
81 CM L OVERALL (42,5 CM L X 32 CM W FRONT) (28 CM L X 18 CM W REAR); 32" L OVERALL (16 $\frac{3}{4}$ " L X 12 $\frac{1}{2}$ " W FRONT) (11" L X 7 $\frac{1}{4}$ " W REAR) 6" RISE			
0810-2262	Double diamond, black thread	0810-2118	Smooth
0810-2263	Double diamond, silver thread	0810-2119	Double diamond, black thread
0810-2264	Double diamond, red thread	0810-2120	Double diamond, silver thread
		0810-2121	Classic stitch

All part numbers in **BLUE** are new for 2024.



0810-2265



0810-2266



0810-2267



0810-2268



0810-2269

SOLO SEATS

- High-quality automotive-grade vinyl cover
- Molded polyurethane foam for maximum comfort and styling
- 5 mm ($\frac{3}{16}$ ") ABS thermoformed seat base for a perfect fit, with a carpeted bottom and rubber bumpers to protect paint
- Features a 76 mm (3") tall back for support
- Seat is made narrow up front for better leg clearance to ground contact
- Seat moves the rider back 25 mm (1") and 13 mm ($\frac{1}{2}$ ") lower compared to the factory seat
- Includes all mounting hardware

FOR 14-21 CHIEF, 14-23 CHIEFTAIN/CHIEFTAIN VINTAGE/CLASSIC/LIMITED, 16-22 DARK HORSE, 17-23 SPRINGFIELD, 15-23 ROADMASTER

PART #	DESCRIPTION
59,5 CM L OVERALL (43 CM L X 32,5 CM W FRONT), 76 MM (3") RISE; 23 1/2" L OVERALL (17" L X 12 3/4"W FRONT), 3" RISE	
0810-2265	Smooth, vinyl
0810-2266	Linear stitch, vinyl
0810-2267	Double diamond, black thread

PART #	DESCRIPTION
59,5 CM L OVERALL (43 CM L X 32,5 CM W FRONT), 76 MM (3") RISE; 23 1/2" L OVERALL (17" L X 12 3/4"W FRONT), 3" RISE (CONT)	
0810-2268	Double diamond, silver thread
0810-2269	Double diamond, red thread

All part numbers in **BLUE** are new for 2024.

WINDSHIELDS
& FAIRINGS

SADDLEBAGS
& LUGGAGE

SEATS &
SISSY BARS

EXHAUST

FUEL/AIR
SYSTEMS

ENGINE

TRANSMISSION,
CLUTCH LINE
& DRIVELINE

GASKETS
& SEALS

ELECTRICAL

LIGHTING
& LICENSE
PLATES

HANDLEBARS,
CONTROLS
& MIRRORS

CABLES

BRAKES &
BRAKE LINES

TANKS &
OIL FILTERS

DASHES
& GAUGES

FRAMES &
SUSPENSION

FENDERS

FOOTRESTS &
FLOORBOARDS

WHEELS
& AXLES

COVERS,
LOCKS &
GENERAL

AUDIO,
COMMUNICATION
& MOUNTS

WINDSHIELDS
& FAIRINGS

SADDLEBAGS
& LUGGAGE

SEATS &
SISSY BARS

EXHAUST

FUEL/AIR
SYSTEMS

ENGINE

TRANSMISSION,
CLUTCH LINE
& DRIVELINE

GASKETS
& SEALS

ELECTRICAL

LIGHTING
& LICENSE
PLATES

HANDLEBARS,
CONTROLS
& MIRRORS

CABLES

BRAKES &
BRAKE LINES

TANKS &
OIL FILTERS

DASHES
& GAUGES

FRAMES &
SUSPENSION

FENDERS

FOOTRESTS &
FLOORBOARDS

WHEELS
& AXLES

COVERS,
LOCKS &
GENERAL

AUDIO,
COMMUNICATION
& MOUNTS



0810-2256



0810-2257

BOBBER-STYLE FRONT AND REAR SOLO SEATS

- Looks like a vintage spring solo seat, but is rigid-mounted
- High-quality automotive-grade vinyl
- Molded polyurethane foam for maximum comfort and styling
- 5 mm (3/16") ABS thermoformed seat base for a perfect fit, with a carpeted bottom and rubber bumpers to protect paint
- Front solo seats can be used with or without a rear solo seat
- Rear seat PART #0810-1993 features solar-reflective leather in the seating area and automotive-grade vinyl on the sides (unless noted); patented process reduces surface temperature by as much as 14 °C (25 °F) for a cooler seat, higher durability and longer life over conventional leather or vinyl
- Rear solo seats will work with OEM front solo seats, sold separately
- All will work with the OEM driver backrest bar
- Includes all mounting hardware

PART #	DESCRIPTION
FOR 18-23 SCOUT BOBBER	
FRONT SOLO SEATS 38 CM L OVERALL X 25 CM L X 32,5 CM W (15" L OVERALL X 10" L X 12 3/4" W)	
0810-2256	Smooth
0810-2257	Diamond stitch



0810-1993

PART #	DESCRIPTION
FOR 18-23 SCOUT BOBBER W/ ABS AND W/O ABS	
REAR SOLO SEAT 30 CM L X 19 CM W (11 3/4" L x 7 1/2" W)	
0810-1993 ¹	Smooth

¹ Solar-reflective leather.



0810-2254



0810-2255



3/4 SOLO SEATS

- Gives the bike a cafe-racer style look
- Has a 15 cm (6") rise at the back of the seat for added support
- Features solar-reflective leather in the seating area and automotive-grade vinyl on the sides (unless noted); patented process reduces surface temperature by as much as 14 °C (25 °F) for a cooler seat, higher durability and longer life over conventional leather or vinyl
- Molded polyurethane foam for maximum comfort and styling

PART #	DESCRIPTION
FOR 18-23 SCOUT BOBBER	
3/4 SOLO SEAT; 56 CM L OVERALL (28 CM L X 28,5 CM W FRONT) (23 CM L X 12,5 CM W REAR); 22" L OVERALL (11" L X 11 1/4" W FRONT) (9" L X 5" W REAR)	
0810-2254	Smooth

- 5 mm (3/16") ABS thermoformed seat base for a perfect fit, with a carpeted bottom and rubber bumpers to protect paint
- Extended-reach seat is approximately 25 mm (1") taller than standard seat height; positions the rider approximately 38 mm (1 1/2") back from the stock seating position
- Mount just like the OEM seat; no additional hardware needed
- Includes all mounting hardware

PART #	DESCRIPTION
3/4 SOLO SEAT; 56 CM L OVERALL (28 CM L X 28,5 CM W FRONT) (23 CM L X 12,5 CM W REAR); 22" L OVERALL (11" L X 11 1/4" W FRONT) (9" L X 5" W REAR) (CONT)	
0810-2255	Diamond stitch

All part numbers in **BLUE** are new for 2024.



0810-2352



0810-2346



0822-0506



ROAD SOFA™ SEATS

- Tall lumbar support and wide driver saddle supports the back and legs for superior comfort, while the streamlined nose improves the rider's reach to the ground
- Refined split-cushion design maximizes long-range comfort by separating the seating surface from the lumbar support to reduce tailbone and back pressure
- GelCore™ in front and rear reduces tailbone pressure and increases circulation and comfort for both driver and passenger
- Seats available heated or unheated and with or without driver's backrest
- Optional touring trunk backrest pad available for select models

PART #	DESCRIPTION
FOR 20-23 CHALLENGER	
HEATED	
0810-2352	W/ driver's backrest
0810-2353	W/o driver's backrest
UNHEATED	
0810-2351	W/ driver's backrest
0810-2350	W/o driver's backrest

PART #	DESCRIPTION
FOR 14-23 CHIEF CLASSIC/VINTAGE/DARK HORSE, 14-23 CHIEFTAIN/CLASSIC/LIMITED, 14-23 ROADMASTER/CLASSIC/DARK HORSE, 14-23 SPRINGFIELD/DARK HORSE AND 14-20 CHIEF	
HEATED	
0810-2348	W/ driver's backrest
0810-2349	W/o driver's backrest
UNHEATED	
0810-2347	W/ driver's backrest
0810-2346	W/o driver's backrest
BACKREST PAD	
0822-0506	Passenger backrest/trunk pad ¹

¹ Fits 15-22 Pursuit and Roadmaster models with OEM touring trunks.

0810-2186



0810-2241



ROADSOFA™ CF SEATS

- Constructed from contrasting carbon fiber weave and SaddleHyde™
- GelCore™ in front and rear reduces tailbone pressure and increases circulation and comfort for both driver and passenger
- Tall lumbar support and wide driver saddle support the back and legs for superior comfort, while the streamlined nose improves the rider's reach to the ground
- Available with or without driver's backrest
- Matching passenger backrest/trunk pad (sold separately) completes the custom look

PART #	DESCRIPTION
FOR 20-23 CHALLENGER	
HEATED	
0810-2184	W/o driver's backrest
0810-2186	W/ driver's backrest
UNHEATED	
0810-2185	W/ driver's backrest

PART #	DESCRIPTION
FOR 14-23 CHIEF CLASSIC/VINTAGE/DARK HORSE, 14-23 CHIEFTAIN/CLASSIC/LIMITED, 14-23 ROADMASTER/CLASSIC/DARK HORSE, 14-23 SPRINGFIELD/DARK HORSE AND 14-20 CHIEF	
HEATED	
0810-2242	W/o driver's backrest
0810-2244	W/ driver's backrest
UNHEATED	
0810-2241	W/o driver's backrest
0810-2243	W/ driver's backrest
BACKREST PAD	
0822-0424	Passenger backrest/trunk pad

All part numbers in **BLUE** are new for 2024.

WINDSHIELDS
& FAIRINGSSADDLEBAGS
& LUGGAGESEATS &
SISSY BARS

EXHAUST

FUEL/AIR
SYSTEMS

ENGINE

TRANSMISSION,
CLUTCH LINE
& DRIVELINEGASKETS
& SEALS

ELECTRICAL

LIGHTING
& LICENSE
PLATESHANDLEBARS,
CONTROLS
& MIRRORS

CABLES

BRAKES &
BRAKE LINESTANKS &
OIL FILTERSDASHES
& GAUGESFRAMES &
SUSPENSION

FENDERS

FOOTRESTS &
FLOORBOARDSWHEELS
& AXLESCOVERS,
LOCKS &
GENERALAUDIO,
COMMUNICATION
& MOUNTS

WINDSHIELDS
& FAIRINGSSADDLEBAGS
& LUGGAGESEATS &
SISSY BARS

EXHAUST

FUEL/AIR
SYSTEMS

ENGINE

TRANSMISSION,
CLUTCH LINE
& DRIVELINEGASKETS
& SEALS

ELECTRICAL

LIGHTING
& LICENSE
PLATESHANDLEBARS,
CONTROLS
& MIRRORS

CABLES

BRAKES &
BRAKE LINESTANKS &
OIL FILTERSDASHES
& GAUGESFRAMES &
SUSPENSION

FENDERS

FOOTRESTS &
FLOORBOARDSWHEELS
& AXLESCOVERS,
LOCKS &
GENERALAUDIO,
COMMUNICATION
& MOUNTS

0810-2182



0810-2088



0822-0381

ROADSOFA™ LS SEATS

- Tall lumbar support and wide driver saddle support the back and legs for superior comfort, while the streamlined nose improves the rider's reach to the ground
- Refined split-cushion design maximizes long-range comfort by separating the seating surface from the lumbar support to reduce tailbone and back pressure
- GelCore™ in front and rear reduces tailbone pressure and increases circulation and comfort for both driver and passenger
- Ventilated soft leather upholstery provides a luxurious look and ride

PART #	DESCRIPTION
FOR 20-23 CHALLENGER	
HEATED	
0810-2180	W/o driver's backrest
0810-2182	W/ driver's backrest
UNHEATED	
0810-2179	W/o driver's backrest

- Made with perforated leather inserts and weatherproof, no-maintenance-required SaddleHyde™
- Includes a fitted rain cover specially designed to protect seat from water and dirt
- Matching passenger backrest/trunk pad (sold separately) completes the custom look
- Available with or without driver's backrest

PART #	DESCRIPTION
FOR 14-23 CHIEF CLASSIC/VINTAGE/DARK HORSE, 14-23 CHIEFTAIN/CLASSIC/LIMITED, 14-23 ROADMASTER/CLASSIC/DARK HORSE, 14-23 SPRINGFIELD/DARK HORSE AND 14-20 CHIEF	
HEATED	
0810-2089	W/o driver's backrest
0810-2091	W/ driver's backrest
UNHEATED	
0810-2088	W/o driver's backrest
0810-2090	W/ driver's backrest
BACKREST PAD	
0822-0381	Passenger backrest/trunk pad



0810-2188



0810-2094



0822-0382

ROADSOFA™ PT SEATS

- Tall lumbar support and wide driver saddle support the back and legs for superior comfort, while the streamlined nose improves the rider's reach to the ground
- Refined split-cushion design maximizes long-range comfort by separating the seating surface from the lumbar support to reduce tailbone and back pressure
- GelCore™ in front and rear reduces tailbone pressure and increases circulation and comfort for both driver and passenger
- Genuine pillow-top styling provides a luxurious look and ride

PART #	DESCRIPTION
FOR 20-23 CHALLENGER	
HEATED	
0810-2188	W/o driver's backrest
0810-2190	W/ driver's backrest
UNHEATED	
0810-2187	W/o driver's backrest

- Made with pillow-top inserts and weatherproof, no-maintenance-required SaddleHyde™
- Includes a fitted rain cover specially designed to protect seat from water and dirt
- Matching passenger backrest/trunk pad (sold separately) completes the custom look
- Available with or without driver's backrest

PART #	DESCRIPTION
FOR 14-23 CHIEF CLASSIC/VINTAGE/DARK HORSE, 14-23 CHIEFTAIN/CLASSIC/LIMITED, 14-23 ROADMASTER/CLASSIC/DARK HORSE, 14-23 SPRINGFIELD/DARK HORSE AND 14-20 CHIEF	
HEATED	
0810-2093	W/o driver's backrest
0810-2095	W/ driver's backrest
UNHEATED	
0810-2092	W/o driver's backrest
0810-2094	W/ driver's backrest
BACKREST PAD	
0822-0382	Passenger backrest/trunk pad

All part numbers in **BLUE** are new for 2024.**dragspecialties.eu / partseurope.eu**



0810-2406

0810-2405



CAREY HART SIGNATURE SERIES SEATS

- Designed by the legendary Carey Hart for ultimate performance, style and comfort
- Sleek design hugs the contours of the frame
- GelCore™ technology and ProFoam™ interior offer the pinnacle of support
- High lumbar support locks the rider into the saddle
- Available in black with black stitching

PART

0810-2406

0810-2405

DESCRIPTION

For 22-23 Chief/Dark Horse

For 14-23 Chief Classic/Vintage/Dark Horse, 14-23 Chieftain/Classic/Limited, 14-23 Roadmaster/Classic/Dark Horse, 14-23 Springfield/Dark Horse and 14-20 Chief

PRO SERIES BRIAN KLOCK SLIM SEAT

- Black SaddleHyde™ cover with black stitching
- Driver's portion measures 48,5 cm L x 37,5 cm W x 18 cm H (19" x 14,75" x 7")
- Passenger's portion measures 33 cm L x 21,5 cm W (13" x 8,5")

PART

FOR 14-23 CHIEF CLASSIC/VINTAGE/DARK HORSE, 14-23 CHIEFTAIN/CLASSIC/LIMITED, 14-23 ROADMASTER/CLASSIC/DARK HORSE, 14-23 SPRINGFIELD/DARK HORSE AND 14-20 CHIEF

0810-2193

DESCRIPTION

Pro Series Brian Klock slim seat



SLIM LS SEAT

- Lattice stitch (LS) seat infuses old-school lattice stitch retro styling with a modern twist
- Refined split-cushion design separates seating surface from lumbar support to reduce tailbone and back pressure for maximum long-range comfort
- Tall lumbar support and wide driver saddle support back and legs for superior comfort; streamlined nose improves reach to ground
- GelCore™ technology in both driver and passenger areas reduces tailbone pressure and increases circulation and comfort
- Perforated leather inserts and SaddleHyde™ cover
- Fitted, protective rain cover included
- Available in black

PART

FOR 20-23 CHALLENGER

0810-2191

DESCRIPTION

Slim LS seat



SLIM RP SEAT

- Old-school Roll & Pleat style SaddleHyde™ cover
- Refined split-cushion design separates seating surface from lumbar support to reduce tailbone and back pressure for maximum long-range comfort
- Tall lumbar support and wide driver saddle support back and legs for superior comfort; streamlined nose improves reach to ground
- GelCore™ technology in both driver and passenger areas reduces tailbone pressure and increases circulation and comfort
- Available in black

PART

FOR 20-23 CHALLENGER

0810-2192

DESCRIPTION

Slim RP seat

All part numbers in **BLUE** are new for 2024.



GEL CHANNEL TRACK-CF SPORT BIKE SEAT

- The best looking, most unique custom seat you can buy, with lines and materials designed to match specific bikes
- Performance oriented—the seats match the characteristics of the bikes they're made for
- More comfortable than any stock seat on the market
- Fine-grain SaddleHyde™ vinyl construction
- High-tech, carbon fiber-look cover with center channel strip and rear seat cover
- Designed specifically for the rider who needs a seat that can do everything—canyon carving, track days or commuting
- Features Gel Channel™ technology that incorporates a split piece of GelCore™ and a channel in the base foam to relieve pressure on the perineal area for all-day riding comfort
- Special seat cover materials allow for easy movement when riding aggressively



- Matches the height of the original seat and incorporates a specially shaped nose that helps rider's feet better touch the ground at stops
- Bolts directly to bike like stock seat

PART #	FITS MODEL
FOR 19-23 FTR1200	
0810-2203	Gel Channel Track CF sport bike seat



TRACK LS SEAT

- The Track LS model is a result of Saddlemen's devotion to creating better looking, better fitting and more comfortable seats
- The seat platform starts with Saddlemen's proprietary and improved GelCore™ technology, which is an advanced progressive-density formulation to create exceptional seat foundation
- Beautifully upholstered with unique, ventilated-style stitched leather cover that provides both a luxurious look and a comfortable ride
- Matches the height of the original seat and incorporates a specially shaped nose that helps rider's feet better touch the ground at stops
- Custom-fitted rain cover included to protect the seat from water and dirt
- Bolts directly to bike like stock seat



PART #	DESCRIPTION
FOR 19-23 FTR1200	
0810-2204	Track LS seat



GP-V1 SPORT BIKE SEAT

- The sleekest and most functional race seat on the market
- High-quality, durable construction with an interior of progressive-density foam and GelCore™
- Carbon fiber seating area features gripper on the seat sides to maintain the best control of the motorcycle
- Matches the height of the original seat and incorporates a specially shaped nose that helps rider's feet better touch the ground at stops
- GelCore comfort comes standard with all GP-V1 seats to provide the most comfort in any seat
- Bolts directly to bike like stock seat



PART #	DESCRIPTION
FOR 19-23 FTR1200	
0810-2202	GP-V1 sport bike seat



GRIPPER STEP-UP SEAT

- Blend rider and passenger comfort with the ergonomics required to keep the rider locked in place and in control of the bike
- Combines a GelCore™ interior with Ultra-Foam to create a perfect balance of rigidity and user compliance
- The Ultra-Foam's unique molding process creates an element-resistant, self-skinning process that seals the foam from water and enhances the seat's durability as well as comfort
- Gripper lumbar will stick you to the seat
- All mounting hardware and instructions are included for easy installation
- Available with a black SaddleHyde™ cover with black stitching



PART #	DESCRIPTION
FOR 22-23 CHIEF/DARK HORSE	
0810-2313	Step Up gripper seat

All part numbers in **BLUE** are new for 2024.



STEP-UP SEATS

- Saddlemen has collaborated with top freestyle performers to create the new T-sport-inspired step-up lattice stitch (LS) or tuck-n'-roll (TR) seats
- LS seats infuse old-school lattice stitch retro styling with a modern twist
- TR seats feature true tuck-n'-roll styling
- High lumbar keeps the rider locked into the seat
- Features Saddlemen's Ultra-Foam, which is formulated to provide a perfect balance of rigidity and user compliance with integrated GelCore™ technology

PART #	DESCRIPTION
FOR 20-23 CHALLENGER	
BLACK	
0810-2171	Full LS
0810-2173	Front TR
0810-2205	Front TR, rear LS
FOR 22-23 CHIEF/DARK HORSE	
BLACK	
0810-2308	Front TR
0810-2309	Front LS
0810-2311	Rear LS
0810-2314	Full LS
0810-2316	Front TR, rear LS
BROWN	
0810-2310	Front LS
0810-2312	Rear LS
0810-2315	Full LS
0810-2317	Front TR, rear LS

- Whisper-grain SaddleHyde™ cover
- Installs easily with all necessary mounting hardware and instructions included

PART #	DESCRIPTION
FOR 14-23 CHIEF CLASSIC/VINTAGE/DARK HORSE, 14-23 CHIEFTAIN/CLASSIC/LIMITED, 14-23 ROADMASTER/CLASSIC/DARK HORSE, 14-23 SPRINGFIELD/DARK HORSE AND 14-20 CHIEF	
BLACK	
0810-2159	TR
FOR 18-23 SCOUT BOBBER	
BLACK	
0810-2135	Full LS
0810-2138	Front LS
0810-2140	Rear LS
0810-2137	TR
0810-2167	Front TR, rear LS
BROWN	
0810-2136	Full LS
0810-2139	Front LS
0810-2141	Rear LS
0810-2168	Front TR, rear LS



DOMINATOR SOLO SEAT

- Combines GelCore™ interior, progressive-density foam and a Gel Channel™-design cover to provide riders with unparalleled comfort, control and modern style
- Seats using Saddlemen's Gel Channel (GC) technology have a center channel that relieves seating pressure on the perineal area, increasing blood flow, thus keeping the rider comfortable in the saddle for longer time
- In addition to pressure relief, the GC-style center of the seat provides an airflow passage
- The rugged carbon fiber weave and smooth vinyl cover holds up to hard use and still retains its good looks
- Using a very large gel pad for additional foam support and vibration damping, this GC-style seat offers the comfort levels normally found in larger touring seats
- Marine-grade fiberglass pans and chrome brackets make sure the seat is durable for decades of riding

FOR 14-23 CHIEF CLASSIC/VINTAGE/DARK HORSE, 14-23 CHIEFTAIN/CLASSIC/LIMITED, 14-23 ROADMASTER/CLASSIC/DARK HORSE, 14-23 SPRINGFIELD/DARK HORSE AND 14-20 CHIEF

PART #	DESCRIPTION	PART #	DESCRIPTION
0810-2152	Dominator solo seat	0822-0399	Optional driver's backrest



- Easy to install; some seats and pillion pads include additional mounting hardware as needed
- The matching optional driver's backrest installs in seconds without using tools and can be adjusted both horizontally and vertically to the rider's back and is removable for a sleek appearance

All part numbers in **BLUE** are new for 2024.

WINDSHIELDS
& FAIRINGSSADDLEBAGS
& LUGGAGESEATS &
SISSY BARS

EXHAUST

FUEL/AIR
SYSTEMS

ENGINE

TRANSMISSION,
CLUTCH LINE
& DRIVELINEGASKETS
& SEALS

ELECTRICAL

LIGHTING
& LICENSE
PLATESHANDLEBARS,
CONTROLS
& MIRRORS

CABLES

BRAKES &
BRAKE LINESTANKS &
OIL FILTERSDASHES
& GAUGESFRAMES &
SUSPENSION

FENDERS

FOOTRESTS &
FLOORBOARDSWHEELS
& AXLESCOVERS,
LOCKS &
GENERALAUDIO,
COMMUNICATION
& MOUNTS


SADDELMEN™

 PERFORMANCE OUTFITTER


RENEGADE LS SOLO SEATS AND PILLION PADS

- Built to streamline and complement the motorcycle while maintaining a comfortable ride
- Includes exclusive GelCore™ technology for additional comfort
- Popular lattice stitch (LS) retro styling
- Optional driver's backrest available for some models

0810-2133

0807-0214

0822-0399

0810-2154

PART #	DESCRIPTION
FOR 22-23 CHIEF/DARK HORSE	
BLACK	
0810-2305	Renegade LS solo seat
BROWN	
0810-2306	Renegade LS solo seat

PART #	DESCRIPTION
FOR 18-23 SCOUT BOBBER	
BLACK	
0810-2132	Renegade LS solo seat
0807-0213	Pillion pad

PART #	DESCRIPTION
FOR 14-23 CHIEF CLASSIC/VINTAGE/DARK HORSE, 14-23 CHIEFTAIN/CLASSIC/LIMITED, 14-23 ROADMASTER/CLASSIC/DARK HORSE, 14-23 SPRINGFIELD/DARK HORSE AND 14-20 CHIEF	
BLACK	
0810-2154	Renegade LS solo seat
0822-0399	Optional driver's backrest

PART #	DESCRIPTION
BROWN	
0810-2133	Renegade LS solo seat
0807-0214	Pillion pad

0810-2303

0810-2151

0822-0399

0807-0212

RENEGADE SOLO SEATS AND PILLION PADS

- Low, wide and comfortable with carefully designed contours and frame-hugging profile
- Combines a GelCore™ interior and ProFoam channel design for unparalleled comfort and modern styling
- Seats and matching pillion pads available in studded or plain styles
- Available in black SaddleHyde™ with black stitching

PART #	DESCRIPTION
FOR 22-23 CHIEF/DARK HORSE	
STUDDED	
0810-2303	Renegade Solo seat
PLAIN	
0810-2304	Renegade Solo seat
FOR 14-23 CHIEF CLASSIC/VINTAGE/DARK HORSE, 14-23 CHIEFTAIN/CLASSIC/LIMITED, 14-23 ROADMASTER/CLASSIC/DARK HORSE, 14-23 SPRINGFIELD/DARK HORSE AND 14-20 CHIEF	
STUDDED	
0822-0399	Optional driver's backrest
PLAIN	
0810-2151	Renegade Solo seat
0822-0399	Optional driver's backrest

PART #	DESCRIPTION
FOR 18-23 SCOUT BOBBER	
STUDDED	
0810-2130	Renegade Solo seat
PLAIN	
0810-2131	Renegade Solo seat
0807-0212	Pillion pad



KNUCKLE RENEGADE SOLO SEATS

- Instantly transform your bike with this audacious new custom seat
- Deep, aggressive ribs are carefully stitched into the black SaddleHyde™ cover
- Hand-crafted GelCore™ provides comfort that is not usually present in a low-profile seat
- Plated hardware ensures a perfect fit and simple installation
- Optional driver's backrest available for PART #0810-2153

PART #	DESCRIPTION
FOR 22-23 CHIEF/DARK HORSE	
0810-2307	Knuckle Renegade solo seat
FOR 14-23 CHIEF CLASSIC/VINTAGE/DARK HORSE, 14-23 CHIEFTAIN/CLASSIC/LIMITED, 14-23 ROADMASTER/CLASSIC/DARK HORSE, 14-23 SPRINGFIELD/DARK HORSE AND 14-20 CHIEF	
0822-0399	Optional driver's backrest

PART #	DESCRIPTION
FOR 18-23 SCOUT BOBBER	
0810-2129	Knuckle Renegade solo seat
0807-0210	Pillion pad

0822-0399

0810-2129

0807-0210

All part numbers in **BLUE** are new for 2024.

dragspecialties.eu / partseurope.eu



HEATED ONE-PIECE TOURING SEAT

- Seat features high/low dual-heating controls for driver and passenger
- Controls are hidden beneath the diamond-stitched black seat cover
- Driver seating area measures approximately 38 cm (15") W
- Seat also puts driver 19 mm (3/4") lower and 22 mm (7/8") further back than the stock seating position for improved comfort
- Fully adjustable driver's backrest pad is included; pad can be easily removed and folds for convenient storage
- Seat base is marine-grade fiberglass construction with proprietary comfort foam padding

PART #	DESCRIPTION
FOR 16-23 ROADMASTER	
0810-2144	Diamond-stitched w/ white thread; black



0810-2018

SHOPE SIGNATURE SERIES TRIPPER SEATS

- Designed exclusively by John Shope of Dirty Bird Concepts®
- Features double-stitched, high-quality expanded vinyl
- Perforated design with diamond-stitched center panel

PART #	FRONT WIDTH
FOR 14-23 CHIEF/CHIEFTAIN	
0810-2018	Diamond; 28 cm (11") W front, 15 cm (6") W rear



0810-2016

PART #	FRONT WIDTH
FOR 15-23 SCOUT/SCOUT SIXTY	
0810-2016	Diamond; 21,5 cm (8,5") W front, 12,5 cm (5") W rear

SHOPE SIGNATURE SERIES CAFE SEAT

- Designed exclusively by John Shope of Dirty Bird Concepts®
- Features double-stitched, high-quality expanded vinyl
- Perforated design with a diamond-stitched center panel



PART #	DESCRIPTION
FOR 14-23 CHIEF/CHIEFTAIN	
0810-2017	Diamond; 29 cm (11,5") W

All part numbers in **BLUE** are new for 2024.

WINDSHIELDS
& FAIRINGSSADDLEBAGS
& LUGGAGESEATS &
SISSY BARS

EXHAUST

FUEL/AIR
SYSTEMS

ENGINE

TRANSMISSION,
CLUTCH LINE
& DRIVELINEGASKETS
& SEALS

ELECTRICAL

LIGHTING
& LICENSE
PLATESHANDLEBARS,
CONTROLS
& MIRRORS

CABLES

BRAKES &
BRAKE LINESTANKS &
OIL FILTERSDASHES
& GAUGESFRAMES &
SUSPENSION

FENDERS

FOOTRESTS &
FLOORBOARDSWHEELS
& AXLESCOVERS,
LOCKS &
GENERALAUDIO,
COMMUNICATION
& MOUNTS

WINDSHIELDS
& FAIRINGS

SADDLEBAGS
& LUGGAGE

SEATS &
SISSY BARS

EXHAUST

FUEL/AIR
SYSTEMS

ENGINE

TRANSMISSION,
CLUTCH LINE
& DRIVELINE

GASKETS
& SEALS

ELECTRICAL

LIGHTING
& LICENSE
PLATES

HANDLEBARS,
CONTROLS
& MIRRORS

CABLES

BRAKES &
BRAKE LINES

TANKS &
OIL FILTERS

DASHES
& GAUGES

FRAMES &
SUSPENSION

FENDERS

FOOTRESTS &
FLOORBOARDS

WHEELS
& AXLES

COVERS,
LOCKS &
GENERAL

AUDIO,
COMMUNICATION
& MOUNTS



SOLO TOURING SEAT

- Seat positions the rider 38 mm (1,5") back from stock
- Driver seat uses controlled-density foam for ample support and all-day riding comfort
- Premium-quality expanded vinyl cover
- Studded style features a studded skirt with conchos and braid that extends below the edge of the seat
- Vintage style has no conchos or studs for a clean look
- Driver seat available without built-in backrest

FOR 14-23 CHIEF/CHIEFTAIN/CHIEFTAIN VINTAGE

PART #	DESCRIPTION
0810-1631	Studded; 42 cm (16,5") W, Solo touring seat



RUNAROUND™ SOLO SEAT

- Provides quality comfort and distinctive styling
- Features a precisely molded proprietary foam that contours to the shapes and angles needed for optimal cruising comfort
- Engineered low, seat measures 24 cm (9,5") W
- Constructed of marine-grade fiberglass for a secure install and long-term durability

NOTE: Not intended for use with a passenger seat.

PART #	DESCRIPTION
0810-1839	For 15-23 Scout/Scout Sixty

0810-2382



0810-2381



0822-0523

SQUAREBACK™ SOLO SEAT AND PASSENGER SEAT

- Add an aggressive style and upgrade your comfort on your Chief with the Squareback™ by Mustang
- The solo seat has an aggressive look and a generous rise with a 26 cm (10,25") wide seating area
- Bucketed rider area provides excellent support and diamond-stitched perforated center panels
- Places the rider at a similar reach compared to stock
- 18,5 cm (7,25") wide passenger seat allows for comfortable 2-up riding and overlaps the top of the solo for more driver back support

- Handsewn cover with classic single diamond stitching made from marine-grade expanded vinyl
- Mustang's proprietary controlled-density foam formula requires no break-in and retains shape and support after years of use
- Marine-grade fiberglass baseplate for long-lasting support and durability, with polyurethane bumpers to absorb vibration
- Matching sissy bar pad, made specifically for the new Indian Chief low-rise bar

PART #	DESCRIPTION
FOR 22-23 CHIEF	
0810-2381	Squareback solo seat
0810-2382	Passenger seat

PART #	DESCRIPTION
FOR 22-23 CHIEF (CONT)	
0822-0523	Sissy bar pad

All part numbers in BLUE are new for 2024.



0810-2385



0810-2383



0810-2384



0810-2386



0822-0524

STANDARD TOURING SOLO SEATS AND PASSENGER SEATS

- Enhance the comfort of your Indian Chief with the standard touring collection from Mustang
- The solo seats have a classic look and generous rise with a comfortable 34,5 cm (13,5") wide seating area
- Hand sewn cover with classic single diamond stitching made from marine-grade expanded vinyl
- Mustang's proprietary controlled-density foam formula requires no break-in and retains shape and support after years of use
- Marine-grade fiberglass baseplate for long-lasting support and durability, with polyurethane bumpers to absorb vibration

PART #	DESCRIPTION
FOR 22-23 CHIEF	
0810-2385	Solo seat w/ driver backrest
0810-2383	Solo seat
0810-2384	Passenger seat

- Pair it with an optional 25 cm (9,75") wide passenger seat that overlaps the top of the solo for even more driver back support
- Wide bucketed rider area provides excellent support with a classic diamond stitch and carbon-fiber look accents
- Places rider at a similar reach compared to stock
- 25 cm (9,75") wide passenger area allows for comfortable 2-up riding
- Matching sissy bar pad, made specifically for the new Indian Chief low-rise bar

PART #	DESCRIPTION
FOR 22-23 CHIEF (CONT)	
0810-2386	Recessed passenger seat
0822-0524	Sissy bar pad

STANDARD TOURING SOLO SEATS

- Front width of 33 cm (13") is 51 mm (2") wider than stock with a contoured bucket that offers lower back support
- Increases rider comfort and positioning while enhancing bobber styling with its custom looks
- Keeps the rider at a similar reach to the controls and eliminates sliding back in the saddle
- Smooth and textured seat available in black vinyl or distressed brown with textured black vinyl

PART #	DESCRIPTION
FOR 18-23 SCOUT BOBBER	
0810-2127	Black vinyl

0810-2127



0810-2128



- Large, diamond-stitched center panel with reinforced double stitching on the side panels
- Proprietary polyurethane-based foam compound
- Lightweight and durable marine-grade fiberglass seat pan

PART #	DESCRIPTION
FOR 18-23 SCOUT BOBBER (CONT)	
0810-2128	Distressed brown w/ textured black vinyl

VINTAGE SOLO SEATS

- Provides quality vintage design
- Features a precisely molded proprietary foam that contours to the shapes and angles needed for optimal cruising comfort
- 33 cm (13") W driver and 21,5 cm (8,5") W passenger solo seat provides ample room for comfort without compromising the look of the bike
- Constructed of marine-grade fiberglass for a secure install and long-term durability

FOR 15-23 SCOUT/SCOUT SIXTY			
PART #	DESCRIPTION	PART #	DESCRIPTION
0810-1835	Driver	0810-1845	Passenger



0810-1835



0810-1845

All part numbers in **BLUE** are new for 2024.

WINDSHIELDS
& FAIRINGS

SADDLEBAGS
& LUGGAGE

SEATS &
SISSY BARS

EXHAUST

FUEL/AIR
SYSTEMS

ENGINE

TRANSMISSION,
CLUTCH LINE
& DRIVELINE

GASKETS
& SEALS

ELECTRICAL

LIGHTING
& LICENSE
PLATES

HANDLEBARS,
CONTROLS
& MIRRORS

CABLES

BRAKES &
BRAKE LINES

TANKS &
OIL FILTERS

DASHES
& GAUGES

FRAMES &
SUSPENSION

FENDERS

FOOTRESTS &
FLOORBOARDS

WHEELS
& AXLES

COVERS,
LOCKS &
GENERAL

AUDIO,
COMMUNICATION
& MOUNTS



SMOOTH SEAT

- The perfect seat to match with TXT fenders
- Smooth black style



SEAT SHELL

- Perfect for custom seat options
- Made from 2-2,5 mm steel
- Raw finish
- Includes all screws and hardware for easy installation



BEAT THE HEAT DYNAMAT SEAT KIT

- Reduces the heat from under your seat by 10 degrees
- Keeps your seat cooler by deflecting heat from the rear rocker cover
- Easy installation, precut material and only takes about 10 minutes

PART #
0502-0550

DESCRIPTION
For 15-21 Roadmaster, 16-21 Springfield, 14-21 Chieftain/Classic/Vintage/Dark Horse



KLASSIC SEAT PAN KIT

- Great seat pan option for the Indian Scout
- Features a more traditional, larger, brown seat
- Kit includes everything needed for conversion
- Metal pan and all brackets are black powdercoated



PART #
0806-0119

DESCRIPTION
For all Scout models



PART #
0810-2302

DESCRIPTION
For Scout models




PART #
0810-1871

DESCRIPTION
For 15-23 Scout/Scout Sixty

All part numbers in **BLUE** are new for 2024.



0821-3281



0821-3280



0821-3279

**SEAT HEATERS**

- Mounted on stretchable neoprene to maximize comfort
- Dual heating levels warm the seat quickly and keep it warm throughout the ride
- Waterproof heating elements
- Illuminated high/low power switch to easily control the heat

PART #	DESCRIPTION
0821-3281	Small

PART #	DESCRIPTION
0821-3280	Medium

PART #	DESCRIPTION
0821-3279	Large

- Small heater dimensions: 12,5 cm W x 19 cm L (5" x 7⁵/₈")
- Medium heater dimensions: 11,5 cm - 19 cm W x 25,5 cm L (4¹/₂" - 7¹/₂" x 10")
- Large heater dimensions: 16 cm - 35,5 cm W x 29,5 cm L (6¹/₄" - 13⁷/₈" x 11⁵/₈")

**SECURITY SEAT SCREWS**

- Secures the seat to the bike with a Torx security screw
- 8 mm x 1,25 thread
- Tab cover and screw tool included
- Sold each


PART #	DESCRIPTION
0820-0161	Black



0820-0161



0820-0162



0820-0163

PART #	DESCRIPTION
0820-0162	Chrome

PART #	DESCRIPTION
0820-0163	Gold

KURYAKYN**SADDLE SHIELDS**

- Beat the heat produced by the potent Thunder Stroke™ 111 powerplant
- Redirects heat from motor and headpipes away from rider to increase comfort
- A classic high-temp reflective smoke finish provides a refined, aesthetically pleasing appearance
- Made from durable polycarbonate
- Bolts directly to the rear tank mount using existing hardware
- Sold in pairs



PART #	DESCRIPTION
0504-0284	For 14-23 Indian models (except Scout models)



0822-0331



0822-0332

DETACHABLE SMART MOUNT™ BACKRESTS

- Features the latest quick-detach mount, allowing easy removal of the pad assembly, leaving all hardware below the seat top for a clean look when not in use
- Mounts through the factory backrest slot on the seat to a frame-mounted backrest support bracket
- Unique design of the pad assembly provides three different pad height positions; starting at the lowest position it can be raised 41 mm (1⁵/₈") higher at mid-point or a full 70 mm (2³/₄") in the highest mount position

PART #	DESCRIPTION
FOR 14-23 CHIEF/CHIEFTAIN/SPRINGFIELD/ROADMASTER	
0822-0331	Black

- The generous 31,4 cm x 18 cm (12³/₈" x 7") full support pad provides superior comfort and support
- Exclusive hinge allows additional adjustment of 25 mm (1") vertical and 76 mm (3") horizontal positioning to achieve the desired comfort
- Includes convenient removable storage pouch that snaps to the back of the backrest pad

PART #	DESCRIPTION
FOR 14-23 CHIEF/CHIEFTAIN/SPRINGFIELD/ROADMASTER (CONT)	
0822-0332	Saddle

All part numbers in **BLUE** are new for 2024.

WINDSHIELDS & FAIRINGS

SADDLEBAGS & LUGGAGE

SEATS & SISSY BARS

EXHAUST

FUEL/AIR SYSTEMS

ENGINE

TRANSMISSION, CLUTCH LINE & DRIVELINE

GASKETS & SEALS

ELECTRICAL

LIGHTING & LICENSE PLATES

HANDLEBARS, CONTROLS & MIRRORS

CABLES

BRAKES & BRAKE LINES

TANKS & OIL FILTERS

DASHES & GAUGES

FRAMES & SUSPENSION

FENDERS

FOOTRESTS & FLOORBOARDS

WHEELS & AXLES

COVERS, LOCKS & GENERAL

AUDIO, COMMUNICATION & MOUNTS

WINDSHIELDS
& FAIRINGS

SADDLEBAGS
& LUGGAGE

SEATS &
SISSY BARS

EXHAUST

FUEL/AIR
SYSTEMS

ENGINE

TRANSMISSION,
CLUTCH LINE
& DRIVELINE

GASKETS
& SEALS

ELECTRICAL

LIGHTING
& LICENSE
PLATES

HANDLEBARS,
CONTROLS
& MIRRORS

CABLES

BRAKES &
BRAKE LINES

TANKS &
OIL FILTERS

DASHES
& GAUGES

FRAMES &
SUSPENSION

FENDERS

FOOTRESTS &
FLOORBOARDS

WHEELS
& AXLES

COVERS,
LOCKS &
GENERAL

AUDIO,
COMMUNICATION
& MOUNTS



TALL DETACHABLE BACKRESTS

- Taller than standard detachable backrest with a smaller pad
- Pad measures 16,5 cm (6,5") W x 11,5 cm (4,5") H
- A detachable backrest offers the best of both worlds for your passenger
- The convenience of a comfortable back support for your passenger, with the ability to quickly remove
- Backrests and required docking kits sold separately

PART #	DESCRIPTION
FOR 17-23 CHIEFTAIN ELITE/CHIEFTAIN LIMITED, 16-23 CHIEFTAIN DARK HORSE AND 14-23 CHIEFTAIN MODELS	
1501-0747	Chrome
1501-0748	Black

PART #	DESCRIPTION
REQUIRED DOCKING KITS	
1501-0725	Chrome
1501-0726	Black



DETACHABLE BACKRESTS AND DOCKING KITS

- A detachable backrest offers the best of both worlds for your passenger
- The convenience of a comfortable back support for your passenger, with the ability to quickly remove

- Does NOT require the relocation of turn signals
- Pad measures 28,6 cm W x 20,5 cm H (11,25" x 8")
- Backrests and docking kits sold separately

FOR 20-23 CHALLENGER/CHALLENGER DARK HORSE/CHALLENGER LIMITED/VINTAGE/VINTAGE DARK HORSE, 19-23 CHIEF DARK HORSE, 18-23 CHIEFTAIN CLASSIC/SPRINGFIELD DARK HORSE, 17-23 CHIEFTAIN LIMITED/CHIEFTAIN ELITE/ROADMASTER, 16-23 CHIEFTAIN DARK HORSE/SPRINGFIELD, 14-23 CHIEFTAIN, 18-19 ROADMASTER ELITE, 17-18 ROADMASTER CLASSIC, 14-19 CHIEF VINTAGE AND 14-18 CHIEF CLASSIC			
PART #	DESCRIPTION	PART #	DESCRIPTION
1501-0723	Chrome	1501-0724	Black
PART #	DESCRIPTION	PART #	DESCRIPTION
DOCKING KITS		DOCKING KITS (CONT)	
1501-0725	Chrome	1501-0726	Black



DETACHABLE BACKREST KITS

- A detachable backrest offers the best of both worlds for your passenger
- The convenience of a comfortable back support for your passenger, with the ability to quickly remove
- Each is bike-specific and includes docking kit, round bar and pad
- Does NOT require the relocation of turn signals

- 30,5 cm (12") height measured from bottom of passenger seat to top of bar
- Pad measures 15,25 (6") W x 12,7 cm (5") H x 5 cm (2") D
- Available in chrome or black

PART #	DESCRIPTION
FOR 15-23 SCOUT MODELS	
1501-0692	For two-up seat, chrome
1501-0693	For two-up seat, Black

PART #	DESCRIPTION
FOR 15-23 SCOUT MODELS (CONT)	
1501-0694	For solo seat w/ pillion pad, chrome
1501-0695	For solo seat w/ pillion pad, black

All part numbers in BLUE are new for 2024.



1501-0727



1501-0728



1501-0725

SHORT DETACHABLE BACKRESTS AND DOCKING KITS

- Shorter than the standard detachable backrest with a smaller pad
- Pad measures 16,5 cm (6,5") W x 11,5 cm (4,5") H
- A detachable backrest offers the best of both worlds for your passenger

PART #	DESCRIPTION
FOR 17-23 CHIEFTAIN ELITE/CHIEFTAIN LIMITED, 16-23 CHIEFTAIN DARK HORSE AND 14-23 CHIEFTAIN	
1501-0727	Chrome
1501-0728	Black

- The convenience of a comfortable back support for your passenger, with the ability to quickly remove
- Does NOT require the relocation of turn signals
- Backrests and required docking kits sold separately

PART #	DESCRIPTION
REQUIRED DOCKING KITS	
1501-0725	Chrome
1501-0726	Black



1501-0753



1501-0754



1501-0725

SHORT DETACHABLE BACKRESTS

- Shorter than standard detachable backrest
- A detachable backrest offers the best of both worlds for your passenger
- The convenience of a comfortable back support for your passenger, with the ability to quickly remove

PART #	DESCRIPTION
FOR 17-23 CHIEFTAIN ELITE/CHIEFTAIN LIMITED, 16-23 CHIEFTAIN DARK HORSE, AND 14-23 CHIEFTAIN MODELS	
1501-0753	Chrome
1501-0754	Black

- Does NOT require the relocation of turn signals
- Pad measures 15,25 cm (6") W x 12,7 cm (5") H
- Backrests and required docking kits sold separately

PART #	DESCRIPTION
REQUIRED DOCKING KITS	
1501-0725	Chrome
1501-0726	Black



1501-0749



1501-0751



1501-0716

DETACHABLE MINI-BACKRESTS

- Comes with docking kit
- 40,6 cm (16") height measured from bottom of passenger seat to top of bar
- Pad measures 15,25 cm (6") W x 12,7 (5") H x 5 cm (2") D
- Available in chrome or gloss black

PART #	DESCRIPTION
FOR 22-23 CHIEF MODELS	
1501-0749	Chrome
1501-0750	Black

PART #	DESCRIPTION
FOR 18-23 SCOUT BOBBER MODELS	
1501-0751	Chrome
1501-0752	Black

PART #	DESCRIPTION
FOR 18-23 SCOUT MODELS (EXCEPT BOBBER)	
1501-0715	Chrome
1501-0716	Black

All part numbers in **BLUE** are new for 2024.

WINDSHIELDS
& FAIRINGS

SADDLEBAGS
& LUGGAGE

SEATS &
SISSY BARS

EXHAUST

FUEL/AIR
SYSTEMS

ENGINE

TRANSMISSION,
CLUTCH LINE
& DRIVELINE

GASKETS
& SEALS

ELECTRICAL

LIGHTING
& LICENSE
PLATES

HANDLEBARS,
CONTROLS
& MIRRORS

CABLES

BRAKES &
BRAKE LINES

TANKS &
OIL FILTERS

DASHES
& GAUGES

FRAMES &
SUSPENSION

FENDERS

FOOTRESTS &
FLOORBOARDS

WHEELS
& AXLES

COVERS,
LOCKS &
GENERAL

AUDIO,
COMMUNICATION
& MOUNTS



KURYAKYN

PLUG-N-GO DRIVER BACKREST

- Provides enhanced comfort on long rides
- Backrest pad measures 10" W x 7" H with black or tan premium synthetic leather cover
- Pad height is adjustable and requires no tools for adjustment
- Includes stainless steel mount bracket that installs under the OEM seat

PART #

0822-0268

DESCRIPTION

For 14-23 Indian (all models except Scout, Scout Sixty and FTR)

KURYAKYN

BACKREST MOUNT KIT

- Mount kit for Kuryakyn multipurpose driver and passenger backrest, PART #0822-0257 (sold separately)

PART #

0822-0346

DESCRIPTION

For 14-23 Indian models (except Roadmaster, Scout and FTR models)



BACKREST PAD

- High-quality automotive-grade vinyl
- Features a faux brown leather construction
- Internal baseplate is 14-gauge steel
- Bolts directly to OEM accessory backrest bar #s 2880231-156, 2880871-156 and 2880985-156
- Includes all mounting hardware



PART #

FOR 15-23 SCOUT/SCOUT SIXTY; 23 CM W X 14,5 CM H (9" W X 5 3/4" H)
0822-0316

DESCRIPTION

Brown, smooth

KURYAKYN

SISSY BAR WITH PAD

- Durable all-steel construction (mounts and uprights) with premium chrome plating
- Easy to install with included hardware
- Includes cushioned backrest pad made from weather- and UV-resistant PU material
- Backrest pad can be easily removed for a clean sissy bar look
- Pad measures 15 cm W (5,8") (at widest point) x 18 cm H (7")

PART #

1501-0718

DESCRIPTION

For 14-23 Indian models (except Roadmaster, Scout and FTR)

BAR HEIGHT

53,5 (21")



All part numbers in **BLUE** are new for 2024.



SQUARETUDE ATTITUDE-STYLE Sissy BAR STICKS

- Attitude-style sissy bar sticks are made from 14,3 mm (9/16") round cold-rolled steel
- Daggertude and Squaretude styles are made from 14,3 mm (9/16") square steel bar
- Available in two sizes: approximately 45,5 cm or 76 cm tall (18" or 30")
- Available with chrome or black powdercoated finish
- Side plates must be purchased separately for passenger support.

NOTE: For show use only, not designed for passenger support.

NOTE: Fits all side plates except for Plug-N-Play.



1501-0025



1501-0032



1501-0702

21 CM TO 22 CM (8,25" TO 8,75") SIDE PLATE OUTSIDE DIMENSIONS (WIDE)

PART #	DESCRIPTION	BAR WIDTH
CHROME		
1501-0025	45,5 cm (18") Attitude	22 cm (8 3/4")
1501-0032	45,5 cm (18") Daggertude	22 cm (8 3/4")
1501-0031	76 cm (30") Daggertude	22 cm (8 3/4")
1501-0702	76 cm (30") Squaretude	22 cm (8 3/4")

PART #	DESCRIPTION	BAR WIDTH
BLACK POWDERCOAT		
1501-0247	45,5 cm (18") Attitude	22 cm (8 3/4")
1501-0096	76 cm (30") Daggertude	22 cm (8 3/4")
1501-0703	76 cm (30") Squaretude	22 cm (8 3/4")



SISSY BAR SIDE PLATES

- Made of 10-gauge steel
- Fits with 17,5 cm to 19,5 cm sissy bars (6,88" to 7,625")
- Comes in a black finish
- Sold in pairs

NOTE: Sissy bar must be purchased separately.

PART #	DESCRIPTION
1504-0061	For 15-23 Scout/Scout Sixty



SISSY BAR PADS

- Fits OEM accessory sissy bar
- Premium-quality expanded vinyl cover
- Foam is contoured to follow natural curvature of the back
- Available in Vintage style
- Measures 30,5 cm W x 23 cm H (12" x 9")
- Sold each



PART #	DESCRIPTION
0822-0220	For 14-23 Chief/Chieftain/Vintage, 16-23 Chief Dark Horse



0822-0531



0822-0530



0822-0534



0822-0532



0822-0525



0822-0527



0822-0529



0822-0526



0822-0533



0822-0528



SADDELMEN™
PERFORMANCE OUTFITTER

SISSY BAR PADS

- Perfect match for a variety of Saddlemen seats
- Mounts to Indian® accessory 30,5 cm (12") sissy bars and most popular aftermarket brands with 12,7 cm (5") width

- Pad can be mounted using OEM/aftermarket bolt pattern or utilize included chrome mounting brackets
- Measure 23 cm (9") H x 28 cm (11") W in a classic gravestone silhouette

PART #	DESCRIPTION
FOR DOMINATOR SEATS	
0822-0531	Black
FOR EXPLORER & STEP-UP LS SEATS	
0822-0530	Black
FOR EXPLORER RS SEATS	
0822-0534	Black
FOR RENEGADE/PROTOUR/PROFILER SEATS	
0822-0532	Black

PART #	DESCRIPTION
FOR ROAD SOFA SEATS	
0822-0525	Black
FOR ROAD SOFA CF SEATS	
0822-0527	Black
FOR LS SEATS	
0822-0529	Brown
0822-0535	Black

PART #	DESCRIPTION
FOR ROAD SOFA PT SEATS	
0822-0534	Black
FOR SLIM RP SEATS	
0822-0526	Black
FOR STUDDER RENEGADE SEATS	
0822-0533	Black
FOR TR SEATS	
0822-0528	Black

All part numbers in **BLUE** are new for 2024.

WINDSHIELDS & FAIRINGS

SADDLEBAGS & LUGGAGE

SEATS & Sissy BARS

EXHAUST

FUEL/AIR SYSTEMS

ENGINE

TRANSMISSION, CLUTCH LINE & DRIVELINE

GASKETS & SEALS

ELECTRICAL

LIGHTING & LICENSE PLATES

HANDLEBARS, CONTROLS & MIRRORS

CABLES

BRAKES & BRAKE LINES

TANKS & OIL FILTERS

DASHES & GAUGES

FRAMES & SUSPENSION

FENDERS

FOOTRESTS & FLOORBOARDS

WHEELS & AXLES

COVERS, LOCKS & GENERAL

AUDIO, COMMUNICATION & MOUNTS

WINDSHIELDS
& FAIRINGSSADDLEBAGS
& LUGGAGESEATS &
SISSY BARS

EXHAUST

FUEL/AIR
SYSTEMS

ENGINE

TRANSMISSION,
CLUTCH LINE
& DRIVELINEGASKETS
& SEALS

ELECTRICAL

LIGHTING
& LICENSE
PLATESHANDLEBARS,
CONTROLS
& MIRRORS

CABLES

BRAKES &
BRAKE LINESTANKS &
OIL FILTERSDASHES
& GAUGESFRAMES &
SUSPENSION

FENDERS

FOOTRESTS &
FLOORBOARDSWHEELS
& AXLESCOVERS,
LOCKS &
GENERALAUDIO,
COMMUNICATION
& MOUNTS

1811-4402



1811-4405



1811-4409

2-INTO-2 ADJUSTABLE SLIP-ON MUFFLERS

ESE EURO 4 + 5

- Full sound due to completely exhausted volume
- Active engine protection
- Valve positioned at the end of the muffler for maximum Volume and Performance
- Switch between 3 different sound modes from OFF, ON and MEDIUM
- Optimum performance over the entire RPM range in all modes
- OFF mode is quieter than stock exhaust
- Electronics ensure that exhaust sound complies with applicable laws
- Plug and Play Smart ESE-Electronic Box
- Sold in pairs with Electronic, Handlebar buttons and mounting material

DEEP SPIRIT

PART #	DESCRIPTION
FOR 16-20 CHIEF DARK HORSE/VINTAGE MODELS	
1811-4402	Chrome
1811-4403	Matte black
FOR 16-20 CHIEFTAIN/CLASSIC/DARK HORSE/ELIT/LIMITED/JACK DANIELS LIMITED EDITION, SPRINGFIELD/DARK HORSE MODELS	
1811-4404	Chrome
1811-4405	Matte black
FOR 16-20 SPRINGFIELD, 16-20 CHIEFTAIN/DARK HORSE/ELITE/LIMITED, SPRINGFIELD DARK HORSE/JACK DANIELS LIMITED EDITION MODELS	
1811-4406	Chrome

PART #	DESCRIPTION
FOR 16-20 SPRINGFIELD, 16-20 CHIEFTAIN/DARK HORSE/ELITE/LIMITED, SPRINGFIELD DARK HORSE/JACK DANIELS LIMITED EDITION MODELS (CONT)	
1811-4407	Matte black
FOR 20-23 CHALLENGER LIMITED/DARK HORSE MODELS	
1811-4408	Chrome
1811-4409	Matte black
FOR 21 VINTAGE/DARK HORSE MODELS	
1811-4412	Chrome
1811-4413	Matte black

DISCLAIMER: SEE PAGE 4 FOR IMPORTANT INFORMATION REGARDING CERTAIN WARRANTY AND EMISSION CONTROL REGULATION COMPLIANCE AND NOISE REGULATION INFORMATION.

All part numbers in **BLUE** are new for 2024.



2-INTO-2 ADJUSTABLE SLIP-ON MUFFLERS (CONT)



1811-4410



1811-4415

BRAVE SPIRIT

PART #	DESCRIPTION
FOR 17-20 SCOUT/BOBBER/BOBBER TWENTY/100TH ANNIVERSARY MODELS	
1811-4410	Chrome
1811-4411	Matte black

BRAVE STANDARD

PART #	DESCRIPTION
FOR 17-20 SCOUT/BOBBER MODELS	
1811-4414	Chrome
1811-4415	Matte black



2-INTO-1 RACER ADJUSTABLE MUFFLER ESE EURO 4 + 5

- Full sound due to completely exhausted volume
- Active engine protection
- Valve positioned at the end of the muffler for maximum Volume and Performance
- Switch between 3 different sound modes from OFF, ON and MEDIUM
- Optimum performance over the entire RPM range in all modes
- OFF mode is quieter than stock exhaust
- Electronics ensure that exhaust sound complies with applicable laws
- Plug and Play Smart ESE-Electronic Box
- With Electronic, Handlebar buttons and mounting material



PART #
1811-4416

DESCRIPTION
For FTR 1200 19-20



1810-2808



1811-3434



TRUE DUAL PERFORMANCE EXHAUST SYSTEMS

- 44,5 mm (1 3/4") equal length headers for Chieftain;
- 44,5 mm (1 3/4") stepped to 47,6 mm (1 7/8") for Challenger
- 102 mm (4") straight can mufflers with removable baffles

PART #	DESCRIPTION
FOR 20 CHALLENGER	
1810-2809	Black w/ black end caps
1810-2808	Chrome w/ polished end caps

- Slant-cut billet aluminum end caps
- Includes full heat shields
- 18 mm O₂ bungs with 12 mm O₂ adapters included

PART #	DESCRIPTION
FOR 14-20 CHIEFTAIN	
1811-3434	Black w/ black end caps
1811-3435	Chrome w/ polished end caps

DISCLAIMER: SEE PAGE 4 FOR IMPORTANT INFORMATION REGARDING CERTAIN WARRANTY AND EMISSION CONTROL REGULATION COMPLIANCE AND NOISE REGULATION INFORMATION.

All part numbers in **BLUE** are new for 2024.

WINDSHIELDS
& FAIRINGSSADDLEBAGS
& LUGGAGESEATS &
SISSY BARS

EXHAUST

FUEL/AIR
SYSTEMS

ENGINE

TRANSMISSION,
CLUTCH LINE
& DRIVELINEGASKETS
& SEALS

ELECTRICAL

LIGHTING
& LICENSE
PLATESHANDLEBARS,
CONTROLS
& MIRRORS

CABLES

BRAKES &
BRAKE LINESTANKS &
OIL FILTERSDASHES
& GAUGESFRAMES &
SUSPENSION

FENDERS

FOOTRESTS &
FLOORBOARDSWHEELS
& AXLESCOVERS,
LOCKS &
GENERALAUDIO,
COMMUNICATION
& MOUNTS

WINDSHIELDS
& FAIRINGS

SADDLEBAGS
& LUGGAGE

SEATS &
SISSY BARS

EXHAUST

FUEL/AIR
SYSTEMS

ENGINE

TRANSMISSION,
CLUTCH LINE
& DRIVELINE

GASKETS
& SEALS

ELECTRICAL

LIGHTING
& LICENSE
PLATES

HANDLEBARS,
CONTROLS
& MIRRORS

CABLES

BRAKES &
BRAKE LINES

TANKS &
OIL FILTERS

DASHES
& GAUGES

FRAMES &
SUSPENSION

FENDERS

FOOTRESTS &
FLOORBOARDS

WHEELS
& AXLES

COVERS,
LOCKS &
GENERAL

AUDIO,
COMMUNICATION
& MOUNTS



1810-2353



1810-2355

ROAD RAGE 2-INTO-1 EXHAUST SYSTEMS

- Uses 2-into-1 equal-length 44,5 mm (1 3/4") to 47,6 mm (1 7/8") header pipes
- Advanced inner collector maximizes performance gains
- Includes heat shields and all necessary installation hardware
- Available in black ceramic with long or short megaphone-style muffler

PART #	DESCRIPTION
FOR 15-21 SCOUT/SCOUT SIXTY/SCOUT BOBBER	
1810-2353	W/ short megaphone muffler

PART #	DESCRIPTION
FOR 15-21 SCOUT/SCOUT SIXTY/SCOUT BOBBER (CONT)	
1810-2355	W/ long megaphone muffler

ROAD RAGE 2-INTO-1 EXHAUST

- 102 mm (4") muffler with removable baffle
- Includes full heat shields that cover header pipes
- 102 mm (4") slash-cut end cap

PART #	DESCRIPTION
FOR 20 CHALLENGER MODELS	
1810-2778	Chrome



1810-2779

PART #	DESCRIPTION
FOR 20 CHALLENGER MODELS (CONT)	
1810-2779	Black

RIPPER SUPER BIKE 2-INTO-1 EXHAUST SYSTEM

- Stepped headers – 44,5 mm to 47,6 mm (1 3/4" to 1 7/8") designed for maximum performance and more ground clearance
- Utilizes an advanced inner collector for maximum performance
- Upswept Super Bike 102 mm (4") stainless muffler body with aluminum end cap and a new removable conical performance baffle delivers an all new aggressive exhaust sound
- Stainless steel construction



- Hand TIG welded
- Includes 18 mm O₂ bungs for tuning, 12 mm adapters and plugs
- Full coverage stainless heat shields for the front and rear header pipes included

PART #	DESCRIPTION
1810-3129	For 22-23 Chief models

DISCLAIMER: SEE PAGE 4 FOR IMPORTANT INFORMATION REGARDING CERTAIN WARRANTY AND EMISSION CONTROL REGULATION COMPLIANCE AND NOISE REGULATION INFORMATION.

All part numbers in **BLUE** are new for 2024.



102 MM (4") PERFORMANCE SLIP-ON MUFFLERS

- Chromed 102 mm (4") slip-on mufflers mount to stock headpipes and fit under hard bags
- Gives your bike a unique style, performance and sound
- Come with a 102 mm (4") slash-cut polished end cap
- Constructed from 16-gauge stainless steel with a chrome finish

PART #	DESCRIPTION
FOR 14-21 CHIEFTAIN W/ HARD BAGS, 14-21 ROADMASTER, 20-21 CHALLENGER	
1811-2689	Chrome

- Optional 102 mm (4") end caps available separately
- Necessary hardware included
- Sold in pairs

PART #	DESCRIPTION
FOR 14-21 CHIEFTAIN W/ HARD BAGS, 14-21 ROADMASTER, 20-21 CHALLENGER (CONT)	
1811-3973	Black



102 MM (4") SLIP-ON MUFFLERS

- Black billet end caps with flutes
- Perforated 5 cm (2") core for aggressive sound and performance
- Great for riders wanting a more aggressive sounding exhaust system
- Removable baffles
- Hardware kit for installation

PART #	DESCRIPTION
FOR 23 CHIEF MODELS	
1811-4469	Chrome

PART #	DESCRIPTION
FOR 23 CHIEF MODELS (CONT)	
1811-4470	Black

DISCLAIMER: SEE PAGE 4 FOR IMPORTANT INFORMATION REGARDING CERTAIN WARRANTY AND EMISSION CONTROL REGULATION COMPLIANCE AND NOISE REGULATION INFORMATION.

All part numbers in **BLUE** are new for 2024.

WINDSHIELDS
& FAIRINGS

SADDLEBAGS
& LUGGAGE

SEATS &
SISSY BARS

EXHAUST

FUEL/AIR
SYSTEMS

ENGINE

TRANSMISSION,
CLUTCH LINE
& DRIVELINE

GASKETS
& SEALS

ELECTRICAL

LIGHTING
& LICENSE
PLATES

HANDLEBARS,
CONTROLS
& MIRRORS

CABLES

BRAKES &
BRAKE LINES

TANKS &
OIL FILTERS

DASHES
& GAUGES

FRAMES &
SUSPENSION

FENDERS

FOOTRESTS &
FLOORBOARDS

WHEELS
& AXLES

COVERS,
LOCKS &
GENERAL

AUDIO,
COMMUNICATION
& MOUNTS



PART #	DESCRIPTION
1811-3800	For 19-20 FTR1200

102 MM (4") SHORT MEGAPHONE MUFFLERS

- 102 mm (4") stainless megaphone muffler for a great sound
- Removable baffle
- Billet slash-cut end cap
- TIG-welded Bassani logo nameplate
- Low-mount without catalytic converter (non EC)
- Includes mounting hardware; uses stock headpipes



PART #	DESCRIPTION
1811-2905	For 15-12 Scout/Scout Sixty, 18-20 Scout Bobber

CLASSIC 76,2 MM (3")
SLIP-ON MUFFLERS WITH TIP

- 16-gauge steel construction with a chrome finish
- Include mounting hardware
- Include billet end cap
- 50% lighter than stock mufflers
- Increase power and performance
- Sold in pairs



1811-3397



1811-3398

SLIP-ON MUFFLERS

- 16-gauge steel construction
- Include mounting hardware and instructions
- Sold in pairs

PART #	DESCRIPTION
FOR 15-21 SCOUT/SCOUT SIXTY/SCOUT BOBBER	
1811-3397	76,2 mm (3") black with slash-cut end cap (removable baffles)
1811-3398	76,2 mm (3") chrome with slash-cut end cap (removable baffles)

DISCLAIMER: SEE PAGE 4 FOR IMPORTANT INFORMATION REGARDING CERTAIN WARRANTY AND EMISSION CONTROL REGULATION COMPLIANCE AND NOISE REGULATION INFORMATION.

All part numbers in **BLUE** are new for 2024.

RINEHART
RACING



1811-4477



1811-4478

MOTOPRO 45 SLIP-ON MUFFLERS

- Unmistakable Rinehart Racing sound that unlocks the full potential of your Thunderstroke motor
- Stout 4,5" OD diameter muffler body and proprietary 2,5" OD Spiral Core baffles
- Can be used with Rinehart Racing Slimline Dual Header Kit to make a full system (header kit sold separately)
- Will accept Rinehart Racing 4,5" Moto Series end caps (sold separately)
- Does not require EFI tuning when installed with OEM headers



1811-4479

FOR 20-22 CHALLENGER/DARK HORSE/ELITE/LIMITED, 14-22 CHIEFTAIN/CLASSIC/DARK HORSE/ELITE/LIMITED, 22 PURSUIT DARK HORSE/LIMITED, 15-22 ROADMASTER/CLASSIC/DARK HORSE/ELITE/LIMITED, 22 SUPER CHIEF LIMITED

PART #	DESCRIPTION	PART #	DESCRIPTION	PART #	DESCRIPTION
1811-4477	Chrome w./ black end caps	1811-4478	Chrome w/ chrome end caps	1811-4479	Black w/ black end caps



1811-4480



1811-4481

DBX45 SLIP-ON MUFFLERS

- 4,5" OD slip-on muffler bodies
- Proprietary baffle that's engineered specifically to increase and enhance the sound, while providing a free-flowing exhaust and the perfect amount of backpressure, unlocking both horsepower and torque
- Gives your bike a louder, bass heavy tone that never sounds muffled or flat
- Comes with Tradition end caps
- Sold in pairs



1811-4482

FOR CHIEFTAIN 14-22, CHIEFTAIN DARK HORSE 16-22, CHIEFTAIN LIMITED 17-22, ROADMASTER DARK HORSE/CHALLENGER LIMITED, CHALLENGER DARK HORSE. CHALLENGER LIMITED 20-22, SPRINGFIELD DARK HORSE 18-22, CHIEFTAIN ELITE 20-22

PART #	DESCRIPTION	PART #	DESCRIPTION
1811-4480	Chrome w/ traditional black end caps (pr.)	1811-4482	Black w/ traditional black end caps (pr.)
1811-4481	Chrome w/ traditional chrome end caps (pr.)		

DISCLAIMER: SEE PAGE 4 FOR IMPORTANT INFORMATION REGARDING CERTAIN WARRANTY AND EMISSION CONTROL REGULATION COMPLIANCE AND NOISE REGULATION INFORMATION.

All part numbers in **BLUE** are new for 2024.

WINDSHIELDS
& FAIRINGSSADDLEBAGS
& LUGGAGESEATS &
SISSY BARS

EXHAUST

FUEL/AIR
SYSTEMS

ENGINE

TRANSMISSION,
CLUTCH LINE
& DRIVELINEGASKETS
& SEALS

ELECTRICAL

LIGHTING
& LICENSE
PLATESHANDLEBARS,
CONTROLS
& MIRRORS

CABLES

BRAKES &
BRAKE LINESTANKS &
OIL FILTERSDASHES
& GAUGESFRAMES &
SUSPENSION

FENDERS

FOOTRESTS &
FLOORBOARDSWHEELS
& AXLESCOVERS,
LOCKS &
GENERALAUDIO,
COMMUNICATION
& MOUNTS

WINDSHIELDS
& FAIRINGS

SADDLEBAGS
& LUGGAGE

SEATS &
SISSY BARS

EXHAUST

FUEL/AIR
SYSTEMS

ENGINE

TRANSMISSION,
CLUTCH LINE
& DRIVELINE

GASKETS
& SEALS

ELECTRICAL

LIGHTING
& LICENSE
PLATES

HANDLEBARS,
CONTROLS
& MIRRORS

CABLES

BRAKES &
BRAKE LINES

TANKS &
OIL FILTERS

DASHES
& GAUGES

FRAMES &
SUSPENSION

FENDERS

FOOTRESTS &
FLOORBOARDS

WHEELS
& AXLES

COVERS,
LOCKS &
GENERAL

AUDIO,
COMMUNICATION
& MOUNTS

RINEHART
RACING



DBX40 SLIP-ON MUFFLERS

- Classic slip-on muffler design
- 4" OD muffler bodies designed for a bigger, bolder sound and maximum performance
- DBX baffles unlock the "old school" Indian motorcycle exhaust sound
- End caps feature the Rinehart Racing logo
- Sold in pairs

FOR CHIEFTAIN 14-22, CHIEFTAIN DARK HORSE 16-22, CHIEFTAIN LIMITED 17-22, ROADMASTER DARK HORSE/CHALLENGER LIMITED, CHALLENGER DARK HORSE, CHALLENGER LIMITED 20-22, SPRINGFIELD DARK HORSE 18-22, CHIEFTAIN ELITE 20-22					
PART #	DESCRIPTION	PART #	DESCRIPTION	PART #	DESCRIPTION
1811-4431	Chrome w/ black end caps	1811-4432	Chrome w/ chrome end caps	1811-4433	Black w/ black end caps



4" OD SLIP-ON MUFFLERS

- Specifically designed match the aggressive styling of the latest Chief models
- 4" OD muffler bodies
- Deep, warm tone with an aggressive "punch" really wakes up your motor's rumble
- Sleek, low-profile end caps for clean lines

PART #	DESCRIPTION	PART #	DESCRIPTION	PART #	DESCRIPTION
FOR 22-23 CHIEF/SUPER CHIEF		FOR 22-23 CHIEF/SUPER CHIEF (CONT)		FOR 22-23 CHIEF/SUPER CHIEF (CONT)	
1811-4474	Chrome w/ black end caps	1811-4475	Chrome w/ chrome end caps	1811-4476	Black w/ black end caps



DISCLAIMER: SEE PAGE 4 FOR IMPORTANT INFORMATION REGARDING CERTAIN WARRANTY AND EMISSION CONTROL REGULATION COMPLIANCE AND NOISE REGULATION INFORMATION.

All part numbers in BLUE are new for 2024.

WINDSHIELDS
& FAIRINGSSADDLEBAGS
& LUGGAGESEATS &
SISSY BARS

EXHAUST

FUEL/AIR
SYSTEMS

ENGINE

TRANSMISSION,
CLUTCH LINE
& DRIVELINEGASKETS
& SEALS

ELECTRICAL

LIGHTING
& LICENSE
PLATESHANDLEBARS,
CONTROLS
& MIRRORS

CABLES

BRAKES &
BRAKE LINESTANKS &
OIL FILTERSDASHES
& GAUGESFRAMES &
SUSPENSION

FENDERS

FOOTRESTS &
FLOORBOARDSWHEELS
& AXLESCOVERS,
LOCKS &
GENERALAUDIO,
COMMUNICATION
& MOUNTS

1811-3136

RINEHART
RACING

1811-3137



1811-3141

4" OD SLIP-ON MUFFLERS

- Use Rinehart Racing's unique sound technology and performance promise along with that classic Rinehart Racing look
- Designed to be a pure slip-on with no tuning or modifications necessary to your stock system

- Large 4" diameter stainless-steel muffler bodies
- Sold in pairs
- Replacement end caps available; see below

PART #	DESCRIPTION
FOR 14-21 CHIEF VINTAGE/CLASSIC/DARK HORSE	
1811-3136	Chrome w/ black end caps
1811-3137	Chrome w/ chrome end caps
1811-3138	Black w/ black end caps
1811-3139	Black w/ chrome end caps

PART #	DESCRIPTION
FOR 14-21 CHEIFTAIN, 15-21 ROADMASTER/ROADMASTER CLASSIC	
1811-3140	Chrome w/ black end caps
1811-3141	Chrome w/ chrome end caps
1801-1241	Black w/ black end caps



1811-3142



1811-3143



1811-3144



1811-3145

3.5" SLIP-ON MUFFLERS

- Made from the same high-quality materials as Rinehart's leading Touring slip-ons
- Designed to be a pure slip-on with no tuning or modifications necessary to your stock system
- 3 1/2" diameter stainless-steel muffler bodies
- Sold in pairs

PART #	DESCRIPTION
FOR 15-23 SCOUT/SCOUT SIXTY/SCOUT BOBBER	
1811-3142	Chrome w/ black end caps
1811-3143	Chrome w/ chrome end caps

PART #	DESCRIPTION
FOR 15-23 SCOUT/SCOUT SIXTY/SCOUT BOBBER (CONT)	
1811-3144	Black w/ black end caps
1811-3145	Black w/ chrome end caps

END CAP

- Optional/replacement end cap for Rinehart Racing exhaust systems and slip-on mufflers
- 4" OD
- Sold in pairs



PART #
1802-0333

DESCRIPTION
Black Classic

DISCLAIMER: SEE PAGE 4 FOR IMPORTANT INFORMATION REGARDING CERTAIN WARRANTY AND EMISSION CONTROL REGULATION COMPLIANCE AND NOISE REGULATION INFORMATION.

All part numbers in **BLUE** are new for 2024.

WINDSHIELDS
& FAIRINGSSADDLEBAGS
& LUGGAGESEATS &
SISSY BARS

EXHAUST

FUEL/AIR
SYSTEMS

ENGINE

TRANSMISSION,
CLUTCH LINE
& DRIVELINEGASKETS
& SEALS

ELECTRICAL

LIGHTING
& LICENSE
PLATESHANDLEBARS,
CONTROLS
& MIRRORS

CABLES

BRAKES &
BRAKE LINESTANKS &
OIL FILTERSDASHES
& GAUGESFRAMES &
SUSPENSION

FENDERS

FOOTRESTS &
FLOORBOARDSWHEELS
& AXLESCOVERS,
LOCKS &
GENERALAUDIO,
COMMUNICATION
& MOUNTS

GRAND NATIONAL 2-INTO-1 EXHAUST SYSTEMS

- High-performance 2-into-1 system designed to make optimum power with a deep, throaty exhaust sound
- Stainless steel headers
- Full-length heat shields
- Durable flat black finish
- Gloss black aluminum end cap
- Removable dB reducer allows you to tune for sound and performance
- Does not require tuning

PART

1810-3127

DESCRIPTION

For 19-23 Scout/Scout Bobber/Scout Sixty



1811-4518



1811-4520

GRAND NATIONAL SLIP-ON MUFFLERS

- Performance slip-on mufflers that will wake up the sound of your Scout
- Direct bolt-on to the factory header pipes; do not require EFI tuning
- Steel muffler bodies
- Aluminum end caps
- Stainless steel baffles
- Removable dB reducer is J2825 compliant
- Sold in pairs

FOR 19-23 SCOUT/SCOUT BOBBER/SCOUT SIXTY

PART #	DESCRIPTION
RACE ONLY	
1811-4518	Chrome

PART #	DESCRIPTION
RACE ONLY (CONT)	
1811-4520	Guardian Black



GRAND NATIONAL SLIP-ON MUFFLERS

- Race-inspired design with Grand National muffler end cap design
- Stainless steel muffler body with exposed TIG welds for that factory race look
- Stainless steel perforated core baffle, wrapped in long-lasting proprietary insulation for a deep exhaust note
- Carbon fiber heat shield (covers outlet from the factory CAT box)
- ECE-approved muffler is EU Compliant per 11033 G ECE-Type Approval for non-original motorcycle noise abatement device

ECE APPROVED

PART #	DESCRIPTION
1801-1433	For 19-22 FTR1200



1811-3798

RACE ONLY

PART #	DESCRIPTION
1811-3798	For 19-22 FTR1200

DISCLAIMER: SEE PAGE 4 FOR IMPORTANT INFORMATION REGARDING CERTAIN WARRANTY AND EMISSION CONTROL REGULATION COMPLIANCE AND NOISE REGULATION INFORMATION.

All part numbers in **BLUE** are new for 2024.



1801-1764



1801-1766



BROADHEAD/FISHTAIL 4" SLIP-ON MUFFLERS

- Sleek look and classic style
- Slash-cut or fishtail style end caps available
- Removable dB reducer is J2825 compliant
- Sold in pairs

FOR 14-22 CHIEFTAIN, 16-22 CHIEFTAIN DARK HORSE, 17-22 CHIEFTAIN ELITE/LIMITED, 18-20 CHIEFTAIN CLASSIC, 20-22 CHALLENGER/CHALLENGER LIMITED/DARK HORSE

PART #	DESCRIPTION	PART #	DESCRIPTION
SLASH-CUT BROADHEAD		FISHTAIL	
1801-1764	Black	1801-1766	Chrome
1801-1765	Chrome		



END CAP FOR 4" GRAND NATIONAL MUFFLERS


- Fits Grand National 4" mufflers
- Black finish
- Sold each



PART #	DESCRIPTION
1860-1904	4" black end cap for Grand National mufflers



1811-4320



1811-4323



1861-1683



1861-1685



4 1/2" WAR HAMMER INDIAN MUFFLERS

- 16-gauge muffler bodies with a 2.5" Perforate core baffles
- Industry-leading signature Khrome Werks deep, aggressive sound
- Mufflers sold in pairs; Optional end caps sold separately

4.5" WAR HAMMER MUFFLERS

PART #	DESCRIPTION	PART #	DESCRIPTION
FOR 14-23 INDIAN TOURING, 20-23 CHALLENGER MODELS W/ BAGS		FOR 14-23 INDIAN TOURING, 20-23 CHALLENGER MODELS W/O BAGS	
1811-4320	Chrome	1811-4322	Chrome
1811-4321	Black	1811-4323	Black

OPTIONAL ENDCAPS

PART #	DESCRIPTION	PART #	DESCRIPTION	PART #	DESCRIPTION
1861-1683	Eclipse Klassic tip, left	1861-1684	Eclipse Klassic tip, right	1861-1685	Eclipse Edge tip

DISCLAIMER: SEE PAGE 4 FOR IMPORTANT INFORMATION REGARDING CERTAIN WARRANTY AND EMISSION CONTROL REGULATION COMPLIANCE AND NOISE REGULATION INFORMATION.

All part numbers in **BLUE** are new for 2024.

WINDSHIELDS
& FAIRINGSSADDLEBAGS
& LUGGAGESEATS &
SISSY BARS

EXHAUST

FUEL/AIR
SYSTEMS

ENGINE

TRANSMISSION,
CLUTCH LINE
& DRIVELINEGASKETS
& SEALS

ELECTRICAL

LIGHTING
& LICENSE
PLATESHANDLEBARS,
CONTROLS
& MIRRORS

CABLES

BRAKES &
BRAKE LINESTANKS &
OIL FILTERSDASHES
& GAUGESFRAMES &
SUSPENSION

FENDERS

FOOTRESTS &
FLOORBOARDSWHEELS
& AXLESCOVERS,
LOCKS &
GENERALAUDIO,
COMMUNICATION
& MOUNTS

WINDSHIELDS
& FAIRINGS

SADDLEBAGS
& LUGGAGE

SEATS &
SISSY BARS

EXHAUST

FUEL/AIR
SYSTEMS

ENGINE

TRANSMISSION,
CLUTCH LINE
& DRIVELINE

GASKETS
& SEALS

ELECTRICAL

LIGHTING
& LICENSE
PLATES

HANDLEBARS,
CONTROLS
& MIRRORS

CABLES

BRAKES &
BRAKE LINES

TANKS &
OIL FILTERS

DASHES
& GAUGES

FRAMES &
SUSPENSION

FENDERS

FOOTRESTS &
FLOORBOARDS

WHEELS
& AXLES

COVERS,
LOCKS &
GENERAL

AUDIO,
COMMUNICATION
& MOUNTS



1810-2282

2-INTO-1 HOT ROD EXHAUST SYSTEM

- Made from high-quality seamless, mandrel-bent stainless steel
- Dyno developed and tested
- Offers a sleek look, aggressive sound and all-around performance throughout the entire powerband
- Features full heat-shield coverage and built-in O₂ bungs

PART #	DESCRIPTION
FOR 15-22 SCOUT/SCOUT SIXTY, 18-22 SCOUT BOBBER	
1810-2282	Black



1620-1644

NOTE: Bikes equipped with passenger footpegs will require rear footpeg relocation kit, PART #1620-1644.

PART #	DESCRIPTION
FOR 15-22 SCOUT/SCOUT SIXTY, 18-22 SCOUT BOBBER (CONT)	
1620-1644	Footpeg relocation kit for PART #1810-2282



ASSAULT 2-INTO-1 EXHAUST SYSTEM


- Made from high-quality stainless steel, mandrel bent, then TIG-welded
- Includes custom heat shields with wire tied fasteners
- Double slip fit and gusset for additional strength
- 18mm O₂ ports included

PART #	DESCRIPTION
1800-2456	For 14-17 Chieftain/Roadmaster

SLIP-ON MUFFLERS

- Provide improved performance and sound throughout the entire powerband
- Dyno developed and tested
- Made from high-quality steel pipe
- Tapered tip
- Sold in pairs

PART #	DESCRIPTION
FOR 15-22 SCOUT/SCOUT SIXTY, 18-22 SCOUT BOBBER	
1811-2901	Black



1811-2901

PART #	DESCRIPTION
FOR 15-22 SCOUT/SCOUT SIXTY, 18-22 SCOUT BOBBER (CONT)	
1811-2902	Chrome

DISCLAIMER: SEE PAGE 4 FOR IMPORTANT INFORMATION REGARDING CERTAIN WARRANTY AND EMISSION CONTROL REGULATION COMPLIANCE AND NOISE REGULATION INFORMATION.

All part numbers in **BLUE** are new for 2024.



1811-4229



1811-4230

DUAL CUT SLIP-ON MUFFLERS

- Classic 10 cm (4") styling
- NH series internals
- Made of machined aluminum
- Aggressive sound

PART #	DESCRIPTION
FOR 16-23 SPRINGFIELD, 15-23 ROADMASTER, 18-20 CHIEFTAIN CLASSIC, 18, 20 ROADMASTER ELITE	
1811-4229	Chrome
1811-4230	Black



1811-4233

PART #	DESCRIPTION
FOR 21-23 ROADMASTER LIMITED, 17-18, 20-23 CHIEFTAIN ELITE, 20-23 ROADMASTER DARK HORSE/CHALLENGER LIMITED/CHALLENGER DARK HORSE/CHALLENGER, 18-23 SPRINGFIELD DARK HORSE, 17-23 CHIEFTAIN LIMITED, 16-23 CHIEFTAIN DARK HORSE, 14-23 CHIEFTAIN	
1811-4233	Chrome
1811-4234	Black



1811-4227



1811-4228

NH SERIES MUFFLERS

- 76 mm (3") muffler body morphs to 83 mm (3,25") at the rear
- Including 51 mm (2") constant-velocity cores for exceptional sound and performance, as well as the bonded E-glass and stainless steel mesh
- For riders who think that too loud is just about right
- Sold in pairs

PART #	DESCRIPTION
FOR 21 VINTAGE DARK HORSE, 20-21 VINTAGE, 17-23 CHIEF DARK HORSE, 17-18 ROADMASTER CLASSIC, 14-19 CHIEF VINTAGE, 14-18 CHIEF CLASSIC, AND 16, 18 CHIEF	
1811-4225	Chrome
1811-4226	Black
FOR 16-23 SPRINGFIELD, 15-23 ROADMASTER, 18-20 CHIEFTAIN CLASSIC, AND 18, 20 ROADMASTER ELITE	
1811-4227	Chrome
1811-4228	Black



1811-4231

PART #	DESCRIPTION
FOR 21-23 ROADMASTER LIMITED, 17-18, 20-23 CHIEFTAIN ELITE, 20-23 ROADMASTER DARK HORSE/CHALLENGER LIMITED/CHALLENGER DARK HORSE/CHALLENGER, 18-23 SPRINGFIELD DARK HORSE, 17-23 CHIEFTAIN LIMITED, 16-23 CHIEFTAIN DARK HORSE, 14-23 CHIEFTAIN	
1811-4231	Chrome
1811-4232	Black

DISCLAIMER: SEE PAGE 4 FOR IMPORTANT INFORMATION REGARDING CERTAIN WARRANTY AND EMISSION CONTROL REGULATION COMPLIANCE AND NOISE REGULATION INFORMATION.

All part numbers in **BLUE** are new for 2024.

WINDSHIELDS
& FAIRINGS

SADDLEBAGS
& LUGGAGE

SEATS &
SISSY BARS

EXHAUST

FUEL/AIR
SYSTEMS

ENGINE

TRANSMISSION,
CLUTCH LINE
& DRIVELINE

GASKETS
& SEALS

ELECTRICAL

LIGHTING
& LICENSE
PLATES

HANDLEBARS,
CONTROLS
& MIRRORS

CABLES

BRAKES &
BRAKE LINES

TANKS &
OIL FILTERS

DASHES
& GAUGES

FRAMES &
SUSPENSION

FENDERS

FOOTRESTS &
FLOORBOARDS

WHEELS
& AXLES

COVERS,
LOCKS &
GENERAL

AUDIO,
COMMUNICATION
& MOUNTS

WINDSHIELDS
& FAIRINGSSADDLEBAGS
& LUGGAGESEATS &
SISSY BARS

EXHAUST

FUEL/AIR
SYSTEMS

ENGINE

TRANSMISSION,
CLUTCH LINE
& DRIVELINEGASKETS
& SEALS

ELECTRICAL

LIGHTING
& LICENSE
PLATESHANDLEBARS,
CONTROLS
& MIRRORS

CABLES

BRAKES &
BRAKE LINESTANKS &
OIL FILTERSDASHES
& GAUGESFRAMES &
SUSPENSION

FENDERS

FOOTRESTS &
FLOORBOARDSWHEELS
& AXLESCOVERS,
LOCKS &
GENERALAUDIO,
COMMUNICATION
& MOUNTS
**VANCE
HINES**

TWIN SLASH 76 MM (3") SLIP-ON MUFFLERS

- PCX™ (Power Chamber Exhaust) technology
- Chambered high-flow catalyst cartridge designed to increase torque
- Full-coverage heat shields
- Available in chrome or matte black
- Sold in pairs

PART #	DESCRIPTION
FOR 15-23 SCOUT/SCOUT SIXTY, 18-23 SCOUT BOBBER	
1801-1528	Chrome
1801-1533	Black



1861-0570



1861-0571

PART #	DESCRIPTION
OPTIONAL BAFFLES	
1861-0570	Competition baffle (ea.)
1861-0571	Quiet baffle (ea.)

AKRAPOVIC

HEADER, LINK PIPE AND HEAT SHIELD

- Let your bike stand out with more power, a beautiful design and the unique Akrapovic sound
- 2-into-1 titanium header is a high performance upgrade which replaces all primary exhaust components, except for the muffler
- Optional stainless steel link pipe takes the FTR1200 to a higher performance level by providing more power and torque (for use with stock head pipes)
- Header and link pipe are both designed to fit with either the stock muffler or Akrapovic low mount slip-on and Akrapovic high mount slip-on that come as standard or original accessory by Indian Motorcycles

PART #	DESCRIPTION
FOR 19-20 FTR1200/S	
1812-0472	2-into-1 titanium header
1812-0473	Stainless link pipe



1812-0472

1812-0473

1861-1457

- Optional carbon fiber heat shield is designed to replace the stock heat shield and can be used on Akrapovic or stock header

PART #	DESCRIPTION
FOR 19-20 FTR1200/S (CONT)	
1861-1457	Optional carbon fiber heat shield to replace stock heat shield

DISCLAIMER: SEE PAGE 4 FOR IMPORTANT INFORMATION REGARDING CERTAIN WARRANTY AND EMISSION CONTROL REGULATION COMPLIANCE AND NOISE REGULATION INFORMATION.

All part numbers in **BLUE** are new for 2024.

dragspecialties.eu / partseurope.eu



POWER COMMANDER 6

- Compact design for discrete placement and easy uninstallation to revert to stock settings
- Easily change and upgrade tunes as you upgrade parts
- Comes with Power Core software that connects dyno runs with our EFI Tuning Devices to unlock your ride's potential
- Pair with other Power Commander accessories like the Autotune, Quickshifter or POD-300
- Analog input allows you to install any 0-5 volt sensor and build an adjustment table based on its input such as boost or temperature
- Easily connects to your computer via USB
- Each cylinder can be mapped individually and for each gear, giving riders more granular control
- Made in the U.S.A.

PART #	DESCRIPTION
1020-3611 ²	For 22-23 Chief 111"
1020-3607 ²	For 14-20 Chief 111", 14-23 Chief Classic/Vintage/Chieftain/Roadmaster/Springfield
1020-3608 ¹	For 15-23 Scout

PART #	DESCRIPTION
1020-3609 ¹	For 17-23 Scout Sixty
1020-3610 ²	For 20-23 Challenger

¹ Includes ignition adjustment.

² With crank sensor.



POWER COMMANDER V MAP SELECT SWITCH

- Switches between two different maps that have been pre-loaded in a Power Commander V
- Comes with a switch, wiring and instructions
- Universal mount

PART #	DESCRIPTION
1020-2082	Map select switch



WIDEBAND CX DUAL CHANNEL AFR KIT

- Plugs into the vehicle's diagnostic port and seamlessly integrates AFR data from the included wideband O₂ sensor(s) with the OEM databus
- When used in conjunction with Power Vision CX, you can view and datalog wideband O₂ data alongside custom channels directly from the vehicle's diagnostic port
- Plug-and-play kit with no extra cables for power, ground and signal that are typically associated with wideband controllers
- Ensures real-time wideband O₂ AFR accuracy with negligible latency and avoids any signal offset issues with its industry-first, innovative design

PART #	DESCRIPTION
1020-3200	For all Indian models (except 19-20 FTR1200)



DISCLAIMER: SEE PAGE 4 FOR IMPORTANT INFORMATION REGARDING CERTAIN WARRANTY AND EMISSION CONTROL REGULATION COMPLIANCE AND NOISE REGULATION INFORMATION.

All part numbers in **BLUE** are new for 2024.

WINDSHIELDS
& FAIRINGS

SADDLEBAGS
& LUGGAGE

SEATS &
SISSY BARS

EXHAUST

FUEL/AIR
SYSTEMS

ENGINE

TRANSMISSION,
CLUTCH LINE
& DRIVELINE

GASKETS
& SEALS

ELECTRICAL

LIGHTING
& LICENSE
PLATES

HANDLEBARS,
CONTROLS
& MIRRORS

CABLES

BRAKES &
BRAKE LINES

TANKS &
OIL FILTERS

DASHES
& GAUGES

FRAMES &
SUSPENSION

FENDERS

FOOTRESTS &
FLOORBOARDS

WHEELS
& AXLES

COVERS,
LOCKS &
GENERAL

AUDIO,
COMMUNICATION
& MOUNTS

WINDSHIELDS
& FAIRINGSSADDLEBAGS
& LUGGAGESEATS &
SISSY BARS

EXHAUST

FUEL/AIR
SYSTEMS

ENGINE

TRANSMISSION,
CLUTCH LINE
& DRIVELINEGASKETS
& SEALS

ELECTRICAL

LIGHTING
& LICENSE
PLATESHANDLEBARS,
CONTROLS
& MIRRORS

CABLES

BRAKES &
BRAKE LINESTANKS &
OIL FILTERSDASHES
& GAUGESFRAMES &
SUSPENSION

FENDERS

FOOTRESTS &
FLOORBOARDSWHEELS
& AXLESCOVERS,
LOCKS &
GENERALAUDIO,
COMMUNICATION
& MOUNTS

STAGE 2 POWER PACKAGE

- Flash performance tunes via OEM diagnostic connector; no need to remove and send out ECU
- Displays vehicle data channels in real-time
- Weather-resistant for use in all conditions
- High contrast display, viewable in direct sunlight



PART #	DESCRIPTION
1020-3484	For 14-23 Indian Thunderstroke 111"/116"

POWER VISION 4

- Flash tunes to your ECU – no setup required, just create an account, select your tune, flash and enjoy the ultimate ride
- Access to a vast database of pre-loaded tunes for different configurations
- Easily download and manage pre-loaded and custom tunes
- Record real-time engine data and display in WinPEP 8 Data Center
- Optimized for remote tuning so you can easily ride, record and share data logs and tunes
- Read, review, clear and share diagnostic trouble codes (DTCs) with built-in descriptions
- Supports licensing additional vehicles
- Return to stock at any time, your original factory tune is safely backed up on the cloud and on your phone



- See Dynojet website: <http://www.dynojet.com/powervision-tune-license-programs.aspx> for information about purchasing additional Power Vision tune licenses

MANUFACTURER'S NOTE: All Power Vision returns and/or adjustments must be made directly with Dynojet Research. The Power Vision may be used on any bike to read and clean trouble codes.

PART #	DESCRIPTION
1020-4051	For all 14-23 Indian models

POWER VISION 3

- Flash performance tunes via OEM diagnostic connector, no need to remove and send out ECU
- Display vehicle data channels in real-time
- Weather-resistant for use in all conditions
- High-contrast display, viewable in direct sunlight
- Fueling revised for maximum power and torque
- Spark timing optimized for 91-93 octane fuel
- Rev limit raised
- Speed limit raised

NOTE: All Power Vision returns and/or adjustments must be made directly with Dynojet Research.

PART #	DESCRIPTION
1020-3035	For 15-23 Scout
1020-3036	For 14-23 models w/ Thunderstroke 111"/116"
1020-3037	For 17-23 Scout Sixty

PART #	DESCRIPTION
1020-3185	For 19-23 FTR1200
1020-4058	Reflash harness for all Euro 5 motorcycle models



POWER VISION 3 MOUNT KIT

- Secure bolted installation makes for the perfect placement while driving
- The perfect complement for the Power Vision 3 fuel tuner
- Works on handlebars up to 1 1/4"



PART #	DESCRIPTION
0636-0337	Handlebar mount kit

POD-300 DIGITAL DISPLAY

- Real-time fuel adjustment
- Display channels real-time: rpm, TP, map position (when using map switch), duty cycle, fuel exchange, ignition change and wideband air/fuel ratio (with WB2 or auto-tune connected)
- Weather-resistant for use in all conditions
- Log channels saved to internal memory and can be viewed/analyzed with Dynojet's powercore software
- High-contrast display, viewable in sunlight
- Includes CAN cable for attachment to Power Commander V, Auto Tune and Wide Band Power Commander

NOTE: Not for use with Power Commander III USB.



PART #	DESCRIPTION
1020-2371	POD-300 digital display

DISCLAIMER: SEE PAGE 4 FOR IMPORTANT INFORMATION REGARDING CERTAIN WARRANTY AND EMISSION CONTROL REGULATION COMPLIANCE AND NOISE REGULATION INFORMATION.

All part numbers in **BLUE** are new for 2024.



STEALTH TWO AIR CLEANER KIT

- One-piece, black molded filter body with blue element
- Element constructed of pleated cotton



PART #	DESCRIPTION
1010-2774	For 15-23 Scout, Scout Sixty, Scout Bobber



AIR CLEANER KIT WITH COVER

- Engineered to boost performance
- High-flow air filter provides twice the surface area of the stock filter for up to 37% more airflow and a five horsepower gain
- Design maintains leg clearance
- Billet aluminum construction with a high-quality, washable and re-usable cotton gauze air filter element



1010-2775



1010-2776

- Cover is made from billet aluminum and show-chrome plated, features the S&S logo
- Optional S&S® Pre-filter available separately

PART #	DESCRIPTION
1010-2775	FOR 14-21 CHIEF CLASSIC, CHIEF VINTAGE, SPRINGFIELD, CHIEFTAIN AND ROADMASTER MODELS W/ Nostalgia Script cover

PART #	DESCRIPTION
1010-2776	FOR 14-21 CHIEF CLASSIC, CHIEF VINTAGE, SPRINGFIELD, CHIEFTAIN AND ROADMASTER MODELS (CONT) W/ S&S Logo cover



AIR FILTER PRE-FILTER

- Water resistant and traps large dirt particles
- For use with S&S air cleaners



PART #	DESCRIPTION
1011-3491	S&S pre-filter



MAX HP AIR CLEANER

- CNC-machined aluminum backing plate
- Internal rubber breather tubes to eliminate oil leakage
- Internal power cone design for smooth, laminar airflow
- Innovative conical design for improved knee clearance
- Comes in Contrast Cut™ finish
- Contrast Cut™ starts with a polished air cleaner that has been black anodized, then recut to open the design
- All mounting hardware and gaskets included



PART #	DESCRIPTION
1010-1977	For 14-21 Chieftain



VINTAGE AIR CLEANERS

- Designed for a timeless look
- Prominently placed headbolt
- Available in chrome, Contrast Cut™ and Black Ops™ finishes
- Contrast Cut™ starts with a polished surface that is black anodized then re-cut to open the design
- Black Ops™ features a gloss black finish over a contrasting texture black finish for outstanding durability and looks



1010-2239



1010-2240



1010-2241

PART #	DESCRIPTION	PART #	DESCRIPTION	PART #	DESCRIPTION
1010-2239	FOR 14-21 CHIEFTAIN Contrast Cut™	1010-2240	FOR 14-21 CHIEFTAIN (CONT) Chrome	1010-2241	FOR 14-21 CHIEFTAIN (CONT) Black Ops™

DISCLAIMER: SEE PAGE 4 FOR IMPORTANT INFORMATION REGARDING CERTAIN WARRANTY AND EMISSION CONTROL REGULATION COMPLIANCE AND NOISE REGULATION INFORMATION.

All part numbers in **BLUE** are new for 2024.

WINDSHIELDS & FAIRINGS

SADDLEBAGS & LUGGAGE

SEATS & SISSY BARS

EXHAUST

FUEL/AIR SYSTEMS

ENGINE

TRANSMISSION, CLUTCH LINE & DRIVELINE

GASKETS & SEALS

ELECTRICAL

LIGHTING & LICENSE PLATES

HANDLEBARS, CONTROLS & MIRRORS

CABLES

BRAKES & BRAKE LINES

TANKS & OIL FILTERS

DASHES & GAUGES

FRAMES & SUSPENSION

FENDERS

FOOTRESTS & FLOORBOARDS

WHEELS & AXLES

COVERS, LOCKS & GENERAL

AUDIO, COMMUNICATION & MOUNTS

KURYAKYN**VANTAGE AIR CLEANER**

- Designed by John Shupe of Dirty Bird Concepts
- Forward-facing and rear openings allow additional airflow, while stainless steel mesh inserts add aggressive styling and block debris
- Modular outer cover design allows custom finish applications with minimal prep work
- Available in chrome finish with contrasting satin black inserts
- Includes high-performance K&N synthetic filter element that's washable and reusable

**PART #****1010-2492****DESCRIPTION**

For all 14-23 Indian models (except Challenger, Scout and FTR models)

**TRASK****POWERFLOW AIR CLEANER**

- Improves airflow and efficiency of engine
- Increases horsepower and torque with no additional remapping
- High-quality rubber construction, six layers of cotton gauze and epoxy-coated wire mesh
- Durable, washable and reusable

**HIGH FLOW AIR FILTER**

- 4-ply washable filter media for better filtration 20% increase in flow

**PART #****1010-1967****DESCRIPTION**

For 15-23 Scout/Scout Sixty, 18-22 Scout Bobber

PART #**1011-4580****DESCRIPTION**

For 20-22 Challenger

**HIGH-FLOW AIR FILTERS™**

- Designed to provide increased performance
- Pleated media provides a large filtration area offering long service intervals
- Multi-layers of woven cotton gauze media offers excellent filtration
- Fits directly into OEM airbox with application specific Sealing Bead to ensure a precise fit

**1011-3818****1011-4362****PART #****1011-3818****DESCRIPTION**

For 14-22 Chieftain/Roadmaster/Springfield, 14-20 Chief

1011-4775

For 22 Chief/Chief Bobber/Super Chief

1011-4574

For 20-22 Challenger/Dark Horse/Limited/Pursuit Limited/Pursuit Dark Horse

PART #**1011-3730****DESCRIPTION**

For 15-22 Scout/Sixty, Scout Bobber/Sixty/Twenty, Scout Rouge

1011-4362

For 19-20 FTR 1200

**1011-3523****1011-3522****1011-4647****OEM-STYLE REPLACEMENT AIR FILTER ELEMENTS**

- High-quality paper filter medium
- Meets or exceeds OEM specifications
- For use with OEM stock air filter housings

PART #**1011-3523****DESCRIPTION**

For 14-23 Chief Classic/Vintage/Chieftain/Roadmaster/Springfield; repl. OEM #s 5815068, 5813976

1011-3522

For 15-23 Scout, 16-23 Scout Sixty/Scout Bobber, 22-23 Scout Rogue ; repl. OEM #s 7082702, 7082218, 7082024, 7081905

1011-4647

For 20-23 Challenger/Dark Horse/Limited and 23 Pursuit; repl. OEM #s 7083019, 7082417 and 7082713

DISCLAIMER: SEE PAGE 4 FOR IMPORTANT INFORMATION REGARDING CERTAIN WARRANTY AND EMISSION CONTROL REGULATION COMPLIANCE AND NOISE REGULATION INFORMATION.


All part numbers in **BLUE** are new for 2024.
dragspecialties.eu / partseurope.eu



FTR PERFORMANCE CAMS

- 420 bolt-in street cam with more torque and HP for all around riding with stock CR (1800-5200 rpm range)
- 450 cam has great pulling power throughout the rpm range

PART #				DESCRIPTION			PART #				DESCRIPTION				
FOR 19-22 FTR MODELS								FOR 19-22 FTR MODELS (CONT)							
0925-1366				420 grind				0925-1367				450 grind			
GRIND		OPEN	CLOSE	DURATION @ .040"				DURATION @ .020"		VALVE LIFT		LIFT TDC			
420															
Intake		11°	47°	238°				254°		.426"		.083"			
Exhaust		55°	3°	238°				254°		.426"		.050"			
450															
Intake		19°	51°	250°				266°		.456"		.122"			
Exhaust		61°	09°	250°				266°		.456"		.074"			



SCOUT PERFORMANCE CAMS

- 420 bolt-in street cam with more torque and HP for all around riding with stock CR (1800-5200 rpm range)
- 450 cam has great pulling power throughout the rpm range

PART #			DESCRIPTION	PART #			DESCRIPTION
FOR 15-23 SCOUT MODELS				FOR 15-23 SCOUT MODELS (CONT)			
0925-1368			420 grind	0925-1369			450 grind
GRIND	OPEN	CLOSE	DURATION @ .040"	DURATION @ .020"	VALVE LIFT	LIFT TDC	
420							
Intake	15°	43°	238°	254°	.426"	.102"	
Exhaust	55°	3°	238°	254°	.426"	.050"	
450							
Intake	23°	47°	250°	266°	.456"	.142"	
Exhaust	61°	09°	250°	266°	.456"	.074"	



HIGH-PERFORMANCE CAMS

- Engine performance upgrade
- TS550 cam features higher valve lift and more duration for increased power in the 2000-6000 rpm range
- TS570 cam features slightly more valve lift and duration than the TS550 cam for increased power in the 2200-6500 rpm range
- All Andrews cams use Landis CNC cam grinders and computer-designed labels

PART #				DESCRIPTION			PART #				DESCRIPTION		
FOR 13-23 INDIAN THUNDERSTROKE 111" MOTORS							FOR 13-23 INDIAN THUNDERSTROKE 111" MOTORS (CONT)						
0925-1272				TS550 grind			0925-1273				TS570 grind		
GRIND		OPEN	CLOSE	DURATION @ 0,050"		DURATION @ 0,020"		VALVE LIFT		LIFT TDC			
TS550													
Intake		8°	30°	218°		249°		14 mm (0,550")		3,5 mm (0,136")			
Exhaust		33°	4°	222°		253°		14 mm (0,550")		3 mm (0,116")			
TS570													
Intake		12°	36°	228°		259°		14,5 mm (0,570")		4 mm (0,159")			
Exhaust		48°	4°	232°		263°		14,5 mm (0,570")		3 mm (0,116")			

DISCLAIMER: SEE PAGE 4 FOR IMPORTANT INFORMATION REGARDING CERTAIN WARRANTY AND EMISSION CONTROL REGULATION COMPLIANCE AND NOISE REGULATION INFORMATION.

All part numbers in **BLUE** are new for 2024.

WINDSHIELDS
& FAIRINGSSADDLEBAGS
& LUGGAGESEATS &
SISSY BARS

EXHAUST

FUEL/AIR
SYSTEMS

ENGINE

TRANSMISSION,
CLUTCH LINE
& DRIVELINEGASKETS
& SEALS


ELECTRICAL

LIGHTING
& LICENSE
PLATESHANDLEBARS,
CONTROLS
& MIRRORS

CABLES

BRAKES &
BRAKE LINESTANKS &
OIL FILTERSDASHES
& GAUGESFRAMES &
SUSPENSION

FENDERS

FOOTRESTS &
FLOORBOARDSWHEELS
& AXLESCOVERS,
LOCKS &
GENERALAUDIO,
COMMUNICATION
& MOUNTS

KURYAKYN

CYLINDER BASE COVER

- The finishing piece to complete a fully-chromed appearance on the left-side engine base for Indian Big Twins
- Covers the powdercoated left-side cylinder base
- Made from quality aluminum with a flawless chrome finish
- Easy to install with high-strength and high-temperature 3M® VHB™
- Sold each

PART #	DESCRIPTION
0940-1983	For 14-23 Indian models (except Scout, FTR and Challenger models)



KURYAKYN

CHROME TAPPET BLOCK ACCENT

- Finish off the OEM chrome look with this tappet block accent
- Creates a unique transition from the cylinder head to the motor block
- Simple installation

PART #	DESCRIPTION
0940-1359	For 14-23 Indian models (except Challenger, Scout and FTR)



CAMSHAFT COVER

- Self-adhesive and attach to the original silver camshaft covers on the left side of the engine
- Sold as a 4-pk.



PART #	DESCRIPTION
0940-2040	For 17-23 Scout/Scout Bobber models



RADIATOR HOSE KITS AND CLAMP KITS

- High-performance silicone radiator hose kits
- Feature improved shape and thermal properties for better cooling – up to 5 °C cooler
- Color-matched to manufacturer's production colors
- Silicone and reinforced fabrics to last longer than stock
- High-performance clamp kits (sold separately) feature marine-grade 18/8 stainless steel clamps with rounded edges, smooth inners and polished surfaces; contain all clamps necessary to complete installation of radiator hose kit

HOSE KIT PART#	CLAMP KIT PART#	DESCRIPTION
1902-1406	1902-1488	For 16-23 Scout, Scout Sixty, Scout Bobber models




OUTRIDER RAD GUARD

- Guards the radiator against road debris
- Easy-to-install laser cut, honeycomb aluminum mesh screen
- Includes installation instructions and mounting adhesive

PART #	DESCRIPTION
FOR 15-23 SCOUT MODELS	
1904-0092	Natural



1904-0092



1904-0283

PART #	DESCRIPTION
FOR 15-23 SCOUT MODELS (CONT)	
1904-0283	Black

DISCLAIMER: SEE PAGE 4 FOR IMPORTANT INFORMATION REGARDING CERTAIN WARRANTY AND EMISSION CONTROL REGULATION COMPLIANCE AND NOISE REGULATION INFORMATION.

All part numbers in **BLUE** are new for 2024.



All Rekluse clutch products are precision-engineered and made of high-quality materials to provide the best in performance and durability. Their components are stronger, lighter, longer-lasting and built for maximum performance. Rekluse's industry-leading auto clutches are optimized for each bike model as it comes from the factory and they've designed each clutch to be fine-tuned for every rider. Rekluse's manual clutches deliver unprecedented performance, tuning and durability with a design that provides more disks in less space, allowing up to four additional friction disks over stock.

RADIUSX CLUTCH KITS

- With RadiusX a high-performance auto clutch is just a clutch pack swap away
- RadiusX combines TorqDrive friction disc technology with Rekluse's innovative EXP (auto clutch) disc
- TorqDrive provides more clutch discs in less space, delivering high-performance auto function within the framework of the stock clutch
- The RadiusX clutch prevents engine stalls so you can focus on the ride and let the auto clutch do the rest
- RadiusX delivers increased power transfer over OEM and longer clutch life with less adjustment over time

PART #	DESCRIPTION
1130-0315	For 15-22 Scout/Scout Sixty/Scout Bobber



1130-0315

- Standard clutch lever function is retained and full override
- Some configurations include Rekluse basket sleeves to prolong basket life

PART #	DESCRIPTION
1130-0578	For 14-21 Chief/Chieftain (all)

1130-0305



1130-0583




TORQDRIVE® CLUTCH KITS

- TorqDrive provides more disks in less space, allowing us to add up to six additional friction disks to the clutch pack over stock
- More frictions = more torque capacity, thus unlocking the full power of your engine without the need to add stiffer pressure plate springs or a lock-up device

PART #	DESCRIPTION
1130-0433	For 14-21 Chief/Roadmaster
1130-0305	For 15-22 Scout/Scout Sixty/Scout Bobber

- TorqDrive provides smoother shifting and improved lever feel
- Rekluse basket sleeves eliminate basket wear and notching

PART #	DESCRIPTION
1130-0583	For 19-22 FTR 1200/S, 1200 Rally



1131-3379

CARBON FIBER CLUTCH KIT

- Carbon fiber
- Includes seven frictions, six steels and a set of five heavy-duty springs

PART #	DESCRIPTION
1131-3025	For 14-22 Chief/Chieftain/Springfield/Roadmaster

EXTRA PLATE CLUTCH KITS

- Kit includes eight aramid fiber plates, seven tempered steel plates and a set of five heavy-duty springs
- Increases clutch capacity and performance
- Measured to ensure proper fit and performance

PART #	DESCRIPTION
1131-3378	For 14-22 Chief/Roadmaster/Springfield
1131-3379	For 14-23 Scout/Scout Sixty/Scout Bobber

All part numbers in **BLUE** are new for 2024.

WINDSHIELDS
& FAIRINGSSADDLEBAGS
& LUGGAGESEATS &
SISSY BARS

EXHAUST

FUEL/AIR
SYSTEMS

ENGINE

TRANSMISSION,
CLUTCH LINE
& DRIVELINEGASKETS
& SEALS

ELECTRICAL

LIGHTING
& LICENSE
PLATESHANDLEBARS,
CONTROLS
& MIRRORS

CABLES

BRAKES &
BRAKE LINESTANKS &
OIL FILTERSDASHES
& GAUGESFRAMES &
SUSPENSION

FENDERS

FOOTRESTS &
FLOORBOARDSWHEELS
& AXLESCOVERS,
LOCKS &
GENERALAUDIO,
COMMUNICATION
& MOUNTS**EBC**
BRAKES**CLUTCH KITS****CK STANDARD SERIES CLUTCH KIT**

- Cork-based clutch material impregnated with aluminum particles to increase wear life and heat resistance
- Highly compressed construction avoids swell and clutch drag
- Ideal for general purpose street/sport/touring bikes
- Kit includes complete engine set of friction plates only
- For use with manufacturer's recommended oil

SRC ARAMID SERIES CLUTCH KIT

- Aramid paper-lined plate set, complete with heavy-duty clutch springs
- For use in heavy sport bikes and production-based race bikes
- SRC kits have longer plate life and higher heat resistance
- SRC kits have a more aggressive/faster clutch takeup than the CK Standard series clutch kits
- Not for use with full synthetic oil

DESCRIPTION

For 14-12 Chief Classic/Vintage/Chieftain/Elite	1131-3337	-	-
For 16-21 Chief Dark Horse/Chieftain Dark Horse	1131-3337	-	-
For 15-21 Roadmaster, 17-21 Roadmaster Classic, 18-21 Roadmaster Elite	1131-3337	1131-3360	-
For 16-20 Springfield, 18 Springfield Dark Horse	1131-3337	1131-3362	1131-3899
For 15-16 Scout	1131-3336	1131-3360	-
For 17-21 Scout	1131-3336	1131-3361	1131-3898
For 16-17 Scout Sixty	1131-3336	1131-3360	-
For Scout Sixty 17-21	1131-3336	1131-3361	-
For 18 Scout Bobber	1131-3336	1131-3360	-

**SRK RACE/SPORT SERIES CLUTCH KITS**

- Include aramid fiber-lined friction plates, steel separator plates and springs
- Diaphragm-style springs used in kits for bikes with OEM diaphragm clutch springs
- All kits designed to withstand the rigors of hard street and racetrack use
- For use with manufacturer's recommended engine oil

CK CLUTCH KIT PART #	SRC CLUTCH KIT PART #	SRK CLUTCH KI PART #
1131-3337	-	-
1131-3337	-	-
1131-3337	1131-3360	-
1131-3337	1131-3362	1131-3899
1131-3336	1131-3360	-
1131-3336	1131-3361	1131-3898
1131-3336	1131-3360	-
1131-3336	1131-3361	-
1131-3336	1131-3360	-

**ELECTRIC EASY SHIFT SPEED SHIFTER KIT**

- Easy shifting for rider comfort and convenience or for speed for the performance-oriented rider
- For performance, this is the best bang-for-your-buck product
- Gain a minimum of one bike length per shift
- Shift up at partial or full throttle and back down with the push of a button
- Eliminates the need to shift with your foot or clutch
- OEM shifting ability is retained after installation
- Clutch use is still required for starting and stopping when using these kits
- Uses state-of-the-art control module to send a signal from the button control to the shift solenoid
- Kit includes a stylish dual-button shift control for upshifts/downshifts, a chrome-plated electronic shift cylinder, ignition kill module, control modules and all necessary brackets



PART #	DESCRIPTION
1601-0470	For 14-21 Chief (not for 116" models)

**IGNITION QUICK SHIFTER**

- Allows any vehicle with up to four coils to have quick shifter functionality
- Features the latest Intellishift™ technology and provides the smoothest shifts of any stand-alone unit on the market
- Kill times per rpm band and shift sensor activation point are adjustable
- Includes Denso coil cap connectors for easy installation on many late-model motorcycles; connectors can be removed for applications without this style of coil
- 4-channel variation has control box only; requires Power Commander shifter sensor
- Kit includes sensor and module



PART #	DESCRIPTION
1601-0528	For 20-23 Challenger

All part numbers in **BLUE** are new for 2024.

dragspecialties.eu / partseurope.eu


1601-0552

Joker
MACHINE

ADJUSTABLE SHIFT RODS

- Adjustable shift rod changes your shift peg height up to 19 mm (0,75")
- 33 cm (13") overall length
- CNC-machined billet aluminum construction
- Hard black or chrome-plated finishes
- Can be used with race-inspired lightweight cutouts or with the solid bar style showing
- Easy installation

PART #	DESCRIPTION
FOR 15-23 SCOUT AND 18-23 SCOUT BOBBER MODELS	
1601-0549	Black anodized
1601-0550	Chrome-plated
FOR 15-23 SCOUT BOBBER MODELS WITH EXTENDED CONTROLS	
1601-0551	Black anodized



1601-0497

PART #	DESCRIPTION
FOR 15-23 SCOUT BOBBER MODELS WITH EXTENDED CONTROLS (CONT)	
1601-0552	Chrome-plated
FOR 15-23 SCOUT SIXTY	
1601-0497	Black anodized

1602-1392

1602-1393

KURYAKYN

COMFORT FRONT SHIFT LEVER

- Extended design measures 13 mm (1/2") longer than stock, is angled to allow more natural shifting movement and frees up extra room on the floorboard
- Rugged aluminum construction
- Available in chrome or gloss black finish
- Sold each

FOR 14-23 INDIAN MODELS (EXCEPT SCOUT, FTR AND CHALLENGER MODELS)	
PART #	DESCRIPTION
1602-1392	Chrome

PART #	DESCRIPTION
1602-1393	Gloss black

Barnett
Performance
Products

CLUTCH SHAFT ARM

- Provides better clutch separation, smoother shifting and ease of finding neutral

PART #	DESCRIPTION
1132-1343	For 14-23 Chief/Chieftain/Springfield

PINGEL
Since 1967

SHIFT PEG EXTENDER

- Manufactured from billet stainless steel with a highly polished finish
- Extends shift peg out 1 1/2"

PART #	DESCRIPTION
1603-0359	For 14-23 Chief/Chieftain/Roadmaster/Springfield models

REKLUSE
clutch reVolution

DERBY COVERS

- Billet aluminum construction provides increased durability
- Designed to match OEM specifications, they bolt on with no modifications or drilling
- Available in gloss black or wrinkle black powdercoating
- Fits over any Rekluse or OEM clutch

PART #	DESCRIPTION
FOR 15-22 SCOUT/SCOUT SIXTY/SCOUT BOBBER	
1107-0623	Gloss black



1107-0623

1107-0624

PART #	DESCRIPTION
FOR 15-22 SCOUT/SCOUT SIXTY/SCOUT BOBBER (CONT)	
1107-0624	Wrinkle black

All part numbers in **BLUE** are new for 2024.WINDSHIELDS
& FAIRINGSSADDLEBAGS
& LUGGAGESEATS &
SISSY BARS

EXHAUST

FUEL/AIR
SYSTEMS

ENGINE

TRANSMISSION,
CLUTCH LINE
& DRIVELINEGASKETS
& SEALS

ELECTRICAL

LIGHTING
& LICENSE
PLATESHANDLEBARS,
CONTROLS
& MIRRORS

CABLES

BRAKES &
BRAKE LINESTANKS &
OIL FILTERSDASHES
& GAUGESFRAMES &
SUSPENSION

FENDERS


FOOTRESTS &
FLOORBOARDSWHEELS
& AXLESCOVERS,
LOCKS &
GENERALAUDIO,
COMMUNICATION
& MOUNTS

KURYAKYN**TRANSMISSION CENTER COVER**

- Precisely sculpted and contoured to completely transform the dull, wrinkle black area of the transmission case behind the cylinders
- Made from premium chrome-plated, die-cast aluminum
- Installs in minutes using high-temp and high-strength VHB™ adhesive

PART #**1105-0211****DESCRIPTION**


For 14-23 Indian models (except Challenger, Scout, Scout Sixty, Scout Bobber and FTR)

**1120-0363****KURYAKYN****INNER PRIMARY COVER**

- Die-cast aluminum construction with a chrome finish
- Quick installation using high-strength 3M® VHB™ adhesive

PART #**1120-0363****DESCRIPTION**

For 14-23 Indian models (except Challenger, Scout/Scout Sixty/Scout Bobber and FTR)

**PART #****1120-0402****DESCRIPTION**

VHB™ service kit for inner primary cover

Joker
MACHINE**PULLEY COVERS**

- CNC-machined from 6061 billet aluminum
- Hard black anodized finishes
- Race-inspired cutout design
- Mounting hardware included

**PART #****1201-0851****DESCRIPTION**

For 15-23 Scout models; repl. OEM #633277

**1202-0171****1202-0174****CULT-WERK****BELT GUARDS**

- The belt protection gives your Harley a sportier and more subtle look than the original part
- All bores and millings are milled on the most modern 5-axis CNC machining centers
- Available in black powdercoat

PART #**FOR 18-23 SCOUT BOBBER/BOBBER SIXTY/BOBBER TWENTY****DESCRIPTION****1202-0171**

Bottom

1202-0174

Top

**REAR DRIVE BELTS**

- BDL now offers Gates carbon X7N material for its rear belts
- The same brand used by Harley-Davidson since 1980 due to its reliability
- Teeth on the belts have a slick surface that is easy on pulleys
- Outer surface of the Gates belt is ribbed to help with flexibility
- Higher reliability due to increased length stability and better pitch

- Higher resistance to humidity
 - Higher tensile strength and robust construction
- NOTE: No warranty claims are made or implied.**

PART #**1204-0232****DESCRIPTION**

For 14-23 Chief Classic/Chief Dark Horse/Chief Vintage

1204-0232

For 14-23 Chieftain/Chieftain Classic/Chieftain Dark Horse/Chieftain Elite/Chieftain Limited

1204-0232

For 15-23 Roadmaster/Roadmaster Classic

1204-0232

For 16-23 Springfield/Springfield Dark Horse

All part numbers in **BLUE** are new for 2024.**dragspecialties.eu / partseurope.eu**



FORK SEAL KITS

- For those looking to save money and only want the fork seals
- Kits include a pair of oil seals and dust seals; no bushings or other rebuild parts included

PART #	DESCRIPTION
0407-0714	For 16-22 Springfield, 15-22 Roadmaster, 14-22 Chieftain, and 14-21 Chief models

SIZE CHART		
PART #	ID (MM)	OD (MM)
0407-0714	46	58



FORK SEALS AND DUST SEALS

- Seal profile is engineered to create equal pressure in each seal lip; equalized seal pressure creates less drag and longer seal life
- MAX-LIFE has a coefficient of friction up to three times less than the OEM seal material
- Triple-lip seal design
- Directional ribs allow seal to be installed easily
- Kits include fork oil seals and dust seals; fork oil seals and dust seals also available separately

PART #	DESCRIPTION
FOR 20 CHALLENGER	
0407-0414	Fork seal and dust seal kit
0407-0451	Fork oil seal kit
0407-0468	Fork dust seal kit
FOR 14-18 CHIEF CLASSIC, 14-21 CHIEF VINTAGE, 24-22 CHIEFTAIN, 15-22 ROADMASTER, 16-22 SPRINGFIELD	
0407-0418	Fork seal and dust seal kit



FORK SEALS

- High-quality performance fork seals
- Check for seal dimension before ordering
- Sold in pairs

PART #	DESCRIPTION
0407-0593	For 14-21 Chief/Chieftain/Roadmaster/Springfield (46 mm Showa forks)
0407-0566	For 17-21 Scout Sixty, 15-21 Scout (41 mm Showa forks)



0407-0593



0407-0455

0407-0486

PART #	DESCRIPTION
FOR 14-18 CHIEF CLASSIC, 14-21 CHIEF VINTAGE, 24-22 CHIEFTAIN, 15-22 ROADMASTER, 16-22 SPRINGFIELD (CONT)	
0407-0455	Fork oil seal kit
0407-0486	Fork dust seal kit
FOR 19-22 FTR 1200, 20-22 FTR 1200 RALLY, 19 FTR RALLY LE/FTR 1200 S	
0407-0425	Fork seal and dust seal kit
0407-0467	Fork dust seal kit



2104-0353

2104-0354

8 MM CUSTOM-COLORED PLUG WIRES

- Precut plug wires have the plug/coil boots and terminals already installed
- Boots and wires are made from extra-high-temperature silicone, which gives protection up to 316 °C (600 °F)
- Spiro-Pro core provides up to 10 times the conductivity of a standard carbon-core wire

- Low resistance means they run cooler and last 3-4 times longer than carbon-core wires
- Designed for electronic ignitions, but also work great on point types
- Sold in pairs

FOR 14-23 INDIAN THUNDERSTROKE MODELS (86 CM/45,5 CM (34"/18") LEADS W/ 90° COIL BOOTS, 135° PLUG BOOTS)

PART #	DESCRIPTION	PART #	DESCRIPTION
2104-0353	Black	2104-0354	Blue



PLUG WIRES

- Constructed with silicone throughout the jacket, insulation and core to deliver high-temperature resistance
- Rated at SAE Class E J2031 with a continuous operating temperature of 232 °C (450 °F)

PART #	DESCRIPTION
2104-0296	For 09-13 Indian models (all)



IGNITION COIL

- Increased spark energy
- Cost-effective replacement

PART #	MODEL
2102-0330	For all 14-22 Chief, Chieftain, Roadmaster, Springfield models, repl. OEM #4010425



DISCLAIMER: SEE PAGE 4 FOR IMPORTANT INFORMATION REGARDING CERTAIN WARRANTY AND EMISSION CONTROL REGULATION COMPLIANCE AND NOISE REGULATION INFORMATION.

All part numbers in **BLUE** are new for 2024.

WINDSHIELDS & FAIRINGS

SADDLEBAGS & LUGGAGE

SEATS & SISSY BARS

EXHAUST

FUEL/AIR SYSTEMS

ENGINE

TRANSMISSION, CLUTCH LINE & DRIVELINE

GASKETS & SEALS

ELECTRICAL

LIGHTING & LICENSE PLATES

HANDLEBARS, CONTROLS & MIRRORS

CABLES

BRAKES & BRAKE LINES

TANKS & OIL FILTERS

DASHES & GAUGES

FRAMES & SUSPENSION

FENDERS

FOOTRESTS & FLOORBOARDS

WHEELS & AXLES

COVERS, LOCKS & GENERAL

AUDIO, COMMUNICATION & MOUNTS

WINDSHIELDS
& FAIRINGSSADDLEBAGS
& LUGGAGESEATS &
SISSY BARS

EXHAUST

FUEL/AIR
SYSTEMS

ENGINE

TRANSMISSION,
CLUTCH LINE
& DRIVELINEGASKETS
& SEALS

ELECTRICAL

LIGHTING
& LICENSE
PLATESHANDLEBARS,
CONTROLS
& MIRRORS

CABLES

BRAKES &
BRAKE LINESTANKS &
OIL FILTERSDASHES
& GAUGESFRAMES &
SUSPENSION

FENDERS

FOOTRESTS &
FLOORBOARDSWHEELS
& AXLESCOVERS,
LOCKS &
GENERALAUDIO,
COMMUNICATION
& MOUNTS

THE IGNITION SPECIALIST™

IRIDIUM IX SPARK PLUG

- The ultimate in the evolution of spark plug technology and performance from the industry leader
- The Iridium electrode is 25% smaller than a platinum electrode and it's just ¼ the size of a conventional nickel electrode
- Ultra-small-diameter center electrode reduces voltage requirement and extends ignition system life
- Metal shell plating has enhanced anticorrosion qualities



PART #	DESCRIPTION	NGK PART #	THREAD	REACH
2103-0573	For 20-21 Challenger models	LZMAR8AI-10	10 mm	26,41mm (1.04")

**IRIDIUM SPARK PLUGS**

- The ultimate in spark plug technology and performance
- Iridium electrode is smaller than a standard electrode; requires less voltage
- Hotter spark and extended spark plug service life compared to conventional plugs
- Has the distinctive black ceramic with red lettering and gold-colored corrosion-protected coating on the metal shell
- Exceed OEM specifications for plug service life
- Sold in pairs in convenient blister pack

2103-0575**2103-0576**

PART #	DESCRIPTION	REFERENCE #
2103-0575	For 20-23 Challenger and Pursuit models	3070482
2103-0576	For 14-23 Chief, 17-23 Roadmaster, 17-23 Chieftain, 21-21 Vintage and 16-23 Springfield models	3088051

**PERFORMANCE SPARK PLUGS**

- Conventional-style spark plugs, available in OEM heat ranges
- Plugs have a unique look with a black ceramic body and bold red logo/script
- Insulator is made of 95% pure alumina, features strong resistance to heat shock and superior insulation
- Multi-rib design of the insulator eliminates flashover
- Nickel-plated housing prevents oxidation and corrosion
- Multi-layer gaskets and heat crimping process ensure a leak-free, gas-tight seal
- Copper core electrode prevents oxidation and corrosion, has good electrical and heat conductivity and creates long spark plug service life
- Sold in pairs in blister pack



PART #	DESCRIPTION	REFERENCE #
2103-0577	For 15-23 Scout, 19-23 FTR models	3022662

2112-1151**2111-0210****RECTIFIER/REGULATORS**

- OEM-style rectifier/regulators

PART #	DESCRIPTION
2112-1151	For all 14-20 Chief, Chieftain, Roadmaster, Springfield models; repl. OEM #4014300
2111-0210	For 15-21 Scout, Scout Sixty and Scout Bobber models; repl. OEM# 4012941

DISCLAIMER: SEE PAGE 4 FOR IMPORTANT INFORMATION REGARDING CERTAIN WARRANTY AND EMISSION CONTROL REGULATION COMPLIANCE AND NOISE REGULATION INFORMATION.

All part numbers in **BLUE** are new for 2024.

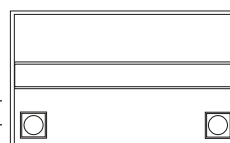
dragspecialties.eu / partseurope.eu



LITHIUM LIFEPO4 BATTERIES

- Innovative lithium-ion motorcycle and powersport batteries
- Designed for the most demanding riders looking for higher performance, safer performance, faster acceleration, reduced weight and a much longer battery life
- Very low self-discharge provide the possibility to start an engine after a very long period of storage; even in very cold temperature conditions
- Robust brass terminals for enhanced electrical performance
- Super fast charging capabilities
- Multi-position mounting (up to 180°)
- Very safe and environmental friendly
- Up to 70% lighter than lead acid batteries
- Waterproof design
- Heat temperature resistance up to 230 °C
- Ready to use; no need for preparation, just plug and play

PART #	DESCRIPTION
2113-0786	For 15-22 Scout/Scout Sixty/Scout Bobber/Scout Bobber Sixty/Scout Bobber Twenty, 22-23 Scout Rogue
2113-0786	For 19-22 FTR1200/Rally/R Carbon/S



PART #	YUASA REFERENCE #	CAPACITY (AH/10HR)	POWER (WH)	CCA (EN)	LENGTH (MM)	WIDTH (MM)	HEIGHT (MM)	TERMINAL CONFIGURATION
2113-0786	YTZ10S, YT12B-4, YT14B-4, YTX14AH, YB14A-A2, YTZ10S-BS, YT12B-BS, YT14B-BS, YTX14AH-BS, YB10A-A2, YB12A-A/B, YB12C-A, YB14-A2, YB14-B2, YB14A-A1/A2, 12N12A-4A-1	4	48	280	134	65	92	+



2113-0642

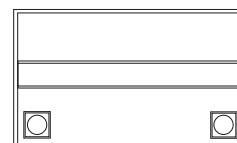


2113-0836

SLA MAX FACTORY-ACTIVATED AGM MAINTENANCE-FREE BATTERIES

- Designed to offer maximum performance to big engine bikes equipped with lots of electronic accessories
- Superior capacity
- AGM construction (Absorbed Glass Material)
- VRLA battery (Valve Regulated Lead Acid)
- Sealed and factory activated
- Spillproof design
- Multi-positional fitment
- Ready and easy to use
- Increased power and extended life
- Extreme vibration resistance

PART #	FITS MODEL
2113-0642	For 14-23 Chief Classic/Chief Bobber/Chief Dark Horse/Chief Vintage/Super Chief/Chieftain/Roadmaster/Springfield
2113-0642	For 20-22 Challenger/Challenger Dark Horse/Challenger Limited, 22-23 Pursuit Dark Horse
2113-0836	For 15-23 Scout/Scout Sixty/Scout Bobber/Scout Bobber Sixty/Scout Bobber Twenty/Scout Rogue



PART #	YUASA REFERENCE #	CAPACITY AH (10HR)	CAPACITY AH (20HR)	CCA (EN) A (-18 °C)	LENGTH (MM)	WIDTH (MM)	HEIGHT (MM)	TERMINAL CONFIGURATION
2113-0836	YTX14AH	12	12,6	210	133	90	164	+
2113-0642	YTX20HL	20	21,1	290	176	87	153	+

DISCLAIMER: SEE PAGE 4 FOR IMPORTANT INFORMATION REGARDING CERTAIN WARRANTY AND EMISSION CONTROL REGULATION COMPLIANCE AND NOISE REGULATION INFORMATION.

All part numbers in **BLUE** are new for 2024.

WINDSHIELDS & FAIRINGS

SADDLEBAGS & LUGGAGE

SEATS & SISSY BARS

EXHAUST

FUEL/AIR SYSTEMS

ENGINE

TRANSMISSION, CLUTCH LINE & DRIVELINE

GASKETS & SEALS

ELECTRICAL

LIGHTING & LICENSE PLATES

HANDLEBARS, CONTROLS & MIRRORS

CABLES

BRAKES & BRAKE LINES

TANKS & OIL FILTERS

DASHES & GAUGES

FRAMES & SUSPENSION

FENDERS

FOOTRESTS & FLOORBOARDS

WHEELS & AXLES

COVERS, LOCKS & GENERAL

AUDIO, COMMUNICATION & MOUNTS

WINDSHIELDS
& FAIRINGSSADDLEBAGS
& LUGGAGESEATS &
SISSY BARS

EXHAUST

FUEL/AIR
SYSTEMS

ENGINE

TRANSMISSION,
CLUTCH LINE
& DRIVELINEGASKETS
& SEALS

ELECTRICAL

LIGHTING
& LICENSE
PLATESHANDLEBARS,
CONTROLS
& MIRRORS

CABLES

BRAKES &
BRAKE LINESTANKS &
OIL FILTERSDASHES
& GAUGESFRAMES &
SUSPENSION

FENDERS

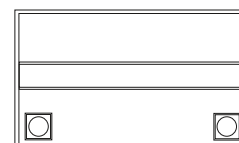
FOOTRESTS &
FLOORBOARDSWHEELS
& AXLESCOVERS,
LOCKS &
GENERALAUDIO,
COMMUNICATION
& MOUNTS

SLA FACTORY-ACTIVATED AGM MAINTENANCE-FREE BATTERIES

- AGM construction (Absorbed Glass Material)
- VRLA battery (Valve Regulated Lead Acid)
- Sealed and Factory-Activated
- Spill-proof design
- Multi-positional fitment
- Ready and easy to use
- Increased power and extended life
- Extreme vibration resistance

PART #	FITS MODEL
2113-0640	For 14-23 Chief Classic/Chief Bobber/Chief Dark Horse/Chief Vintage/Super Chief/Chieftain/Roadmaster/Springfield
2113-0640	For 20-22 Challenger/Challenger Dark Horse/Challenger Limited, 22-23 Pursuit Dark Horse
2113-0637	For 15-23 Scout/Scout Sixty/Scout Bobber/Scout Bobber Sixty/Scout Bobber Twenty/Scout Rogue

PART #	YUASA REFERENCE #	CAPACITY (AH/10HR)	CAPACITY (AH/20R)	CCA (EN) A (-18 °C)	LENGTH (MM)	WIDTH (MM)	HEIGHT (MM)	TERMINAL CONFIGURATION	
2113-0834	YB7-A	8	8,4	105	135	75	133	+	-
2113-0835	YB12A-A2	12	12,6	155	134	80	160	+	-
2113-0637	YTX14AH	12	12,6	210	135	90	167	+	-
2113-0640	YTX20HL	18	18,9	310	175	87	155	-	+



2113-0449



2113-0450



2113-0448

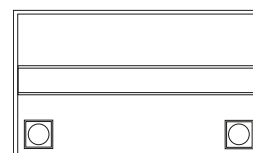


DRAG SPECIALTIES HIGH PERFORMANCE BATTERIES

- Specifically designed for high-performance engines that need extra cranking power
- Superior engineering features include an AGM (Absorbed Glass-Mat) radial grid design for maximum cranking amps
- High vibration resistance
- Spill-proof, pre-filled, pre-charged, maintenance-free sealed design
- Batteries include brass spacers, stainless steel nuts, bolts and star washers

NOTE: Factory-Activated batteries should be charged once a month when not in service.

PART #	DESCRIPTION
2113-0449	For 20-23 Challenger/Challenger Dark Horse/Challenger Limited
2113-0449	For 14-23 Chief Classic/Chief Vintage/Chieftain/Roadmaster
2113-0450	For 12-13 Chief Classic/Vintage/Dark Horse
2113-0448	For 09-11 Chief (all models)
2113-0450	For 02-03 Chief
2113-0448	For 02-03 Scout/Spirit
2113-0448	For all 99-01 models



FACTORY-ACTIVATED PART #	YUASA REFERENCE #	COLD CRANKING AMPS	LENGTH	WIDTH	HEIGHT	TERMINAL CONFIGURATION	
2113-0448	YTX20H-BS	310	17,5 cm (6 7/8")	87 mm (3 7/16")	15,5 cm (6 1/8")	+	-
2113-0449	YTX20HL-BS	310	17,5 cm (6 7/8")	87 mm (3 7/16")	15,5 cm (6 1/8")	-	+
2113-0450	YTX24HL-BS	350	20,5 cm (8 1/8")	87 mm (3 7/16")	16 cm (6 3/8")	-	+

DISCLAIMER: SEE PAGE 4 FOR IMPORTANT INFORMATION REGARDING CERTAIN WARRANTY AND EMISSION CONTROL REGULATION COMPLIANCE AND NOISE REGULATION INFORMATION.

All part numbers in **BLUE** are new for 2024.

dragspecialties.eu / partseurope.eu

YUASA BATTERY

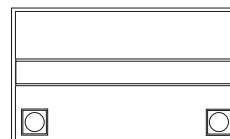
YTX20HL-BS



HIGH-PERFORMANCE AGM MAINTENANCE-FREE BATTERIES

- This new generation of maintenance-free batteries delivers higher cranking amps for vehicles that require extra starting power
- Additional cranking amps make these one of the most powerful batteries on the market
- Acid pack included

PART #	DESCRIPTION
YTX20HL-BS	For 20-23 Challenger/Challenger Dark Horse/Challenger Limited
YTX20HL-BS	For 14-23 Chief Classic/Chief Vintage/Chieftain/Roadmaster
YTX24HL-BS	For 12-13 Chief Classic/Vintage/Dark Horse
YTX24HL-BS	For 02-03 Chief



PART #	YUASA REFERENCE #	CAPACITY AH (10H-R)	REGULAR CHARGE CURRENT (AMP)	COLD CRANKING AMPS @ -18°C	LENGTH	WIDTH	HEIGHT	APPROX. WEIGHT W/ ACID	TERMINAL CONFIGURATION
YTX20HL-BS	YTX20HL-BS	18	1,8	310	175 mm	87 mm	155 mm	6,8 kg	-
YTX24HL-BS	YTX24HL-BS	21	2,1	350	205 mm	87 mm	162 mm	8 kg	-

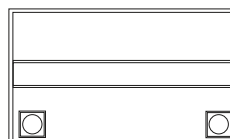


YTX-20BS

AGM MAINTENANCE-FREE BATTERIES

- Special absorbed-glass mat battery eliminates water loss, permitting the battery to be permanently sealed once it is filled with acid
- Truly the world's finest "install it and forget it" motorcycle battery
- Acid pack included

PART #	DESCRIPTION
YTX20L-BS	For 20-23 Challenger/Challenger Dark Horse/Challenger Limited, 16-23 Chief Dark Horse, Springfield
YTX20L-BS	For 14-23 Chief Classic/Chief Vintage/Chieftain/Roadmaster
YTX-20BS	For 09-11 Chief (all models)
YTX-20BS	For 02-03 Scout/Spirit
YTX-20BS	For all 99-01 models



PART #	YUASA REFERENCE #	CAPACITY AH (10H-R)	COLD CRANKING AMPS @ -18°C	LENGTH	WIDTH	HEIGHT	APPROX. WEIGHT W/ ACID (LB.)	TERMINAL CONFIGURATION
YTX-20BS	YTX20-BS	18	270	175 mm	87 mm	155 mm	6,3 kg	+
YTX20L-BS	YTX20L-BS	18	270	175 mm	87 mm	155 mm	6,3 kg	-

DISCLAIMER: SEE PAGE 4 FOR IMPORTANT INFORMATION REGARDING CERTAIN WARRANTY AND EMISSION CONTROL REGULATION COMPLIANCE AND NOISE REGULATION INFORMATION.

All part numbers in **BLUE** are new for 2024.

WINDSHIELDS & FAIRINGS

SADDLEBAGS & LUGGAGE

SEATS & SISSY BARS

EXHAUST

FUEL/AIR SYSTEMS

ENGINE

TRANSMISSION, CLUTCH LINE & DRIVELINE

GASKETS & SEALS

ELECTRICAL

LIGHTING & LICENSE PLATES

HANDLEBARS, CONTROLS & MIRRORS

CABLES

BRAKES & BRAKE LINES

TANKS & OIL FILTERS

DASHES & GAUGES

FRAMES & SUSPENSION

FENDERS

FOOTRESTS & FLOORBOARDS

WHEELS & AXLES

COVERS, LOCKS & GENERAL

AUDIO, COMMUNICATION & MOUNTS

WINDSHIELDS
& FAIRINGSSADDLEBAGS
& LUGGAGESEATS &
SISSY BARS

EXHAUST

FUEL/AIR
SYSTEMS

ENGINE

TRANSMISSION,
CLUTCH LINE
& DRIVELINEGASKETS
& SEALS

ELECTRICAL

LIGHTING
& LICENSE
PLATESHANDLEBARS,
CONTROLS
& MIRRORS

CABLES

BRAKES &
BRAKE LINESTANKS &
OIL FILTERSDASHES
& GAUGESFRAMES &
SUSPENSION

FENDERS

FOOTRESTS &
FLOORBOARDSWHEELS
& AXLESCOVERS,
LOCKS &
GENERALAUDIO,
COMMUNICATION
& MOUNTS

PB-02 POWER BOX JUMP STARTER

- Perfect back-up power solution able to deliver 600A for jump starting vehicles (motorcycles, cars, boats and more), charge USB devices (smartphones or tablets) and offer emergency lighting
- Compact and powerful booster rated at 600A (1200A peak current)
- Up to 20 jumps starts in one charge
- Designed for gas and diesel engines
- Very safe: smart cable with spark-proof connection and reverse polarity protection
- Power supply for small electronic devices via their USB ports (most of smartphones, earphones, portable gaming devices, MP3/MP4 players can be charged with the included accessories)
- LED flashlight function with 3 modes (powerful constant light/strobe/SOS)
- LED display with battery state of charging indication and output port used
- Compatible with lead acid batteries (SLA, GEL, AGM, EFB, MF, DRY, Ca/Ca)



PART #

2113-0913

DESCRIPTION

Power Box PB-02



BST 1000 LEAD ACID AND LITHIUM BATTERY TESTER

- For lead acid (flooded, AGM flat plate, AGM spirale, GEL, EFB) and lithium batteries
- For all 12V vehicle and motorcycle batteries
- Five battery tests: cold cranking amps, voltage, internal resistance, health, starting
- Vehicle charging and cranking system test
- Easy to read large LCD screen
- Print function via PC printer
- Multiple languages: English, German, Spanish, French, Dutch and Italian
- Short circuit and polarity reverse connection protections
- Useful, compact and delivered with clamp set, pouch protection and a USB cable to connect the tester to a computer for printing out all the diagnostics



PART #

2113-0914

DESCRIPTION

BST 1000 lead acid and lithium battery tester

KURYAKYN

STARTER COVER

- Chrome-plated die-cast aluminum construction
- Simple bolt-on installation
- All necessary hardware included



PART #

2110-0582

DESCRIPTION

For 14-23 Indian models (except Challenger, Scout and FTR)



ROCKER SWITCH

- Switch has 8A @ 12V load on one side and 10A @ 30V load on other
- Measures approximately 0.480" x 1.072"
- Available in black



PART #

2106-0385

DESCRIPTION

Rocker switch

DISCLAIMER: SEE PAGE 4 FOR IMPORTANT INFORMATION REGARDING CERTAIN WARRANTY AND EMISSION CONTROL REGULATION COMPLIANCE AND NOISE REGULATION INFORMATION.

All part numbers in **BLUE** are new for 2024.

dragspecialties.eu / partseurope.eu

motogadget
mo.LOCK NFC DIGITAL IGNITION LOCK AND ACCESSORIES

- Contactless digital ignition lock
- No more fumbling with keys or mechanical wear on lock cylinders
- The ignition and power supply of the bike is switched on when within 30 mm-50 mm of the digital key/transponder
- Uses the most recent NFC technology (Near-Field-Communication)
- Each key is singular by its digital code and cannot be spoofed
- Includes one master key and one user key that are the size of a key tag

PART #	DESCRIPTION
2105-0133	mo.lock NFC digital ignition lock
2105-0134	mo.lock NFC wiring kit


2105-0133


- Keys do not require batteries
- Optional wiring harness kit ensures seamless installation process
- NFC connection cable is a high quality, 2m long, 3-wire cable for connecting the mo.lock NFC and fits the included cable cover

PART #	DESCRIPTION
2105-0135	mo.lock NFC connect cable


2020-0463
motogadget
mo.FLASH DIGITAL FLASHER

- Replaces all conventional flasher relays; only uses two cables
- Perfect for custom bikes and modifications with limited space
- Route through the handlebar, frame tubing or in the cable harness
- Constant and correct flashing rate; suitable for almost all LED blinkers and all micro-blinkers
- Works with four signal lights or two handlebar end blinkers and has an immediate, lossless flasher response
- Features an automatic overload protection; does not generate heat during operation
- Takes 5V to 18V to operate; suitable for 6V flashers

PART #	DESCRIPTION
2020-0463	mo.flash digital relay


2020-0464

- Water- and short circuit-proof
- Does not require load resistors or similar accessories
- PART #2020-0463 is suitable for all LED blinkers, micro blinkers, halogen blinkers and bulb blinkers from 1W-100W
- mo.wave (PART #2020-0464) is the first flasher relay to allow a smooth fade in/fade out with your flash lights

PART #	DESCRIPTION
2020-0464	mo.wave digital relay


2040-2875
DAYTONA
IC RELAYS

- Three terminals
- 85 flash/min
- 12VDC
- Output range of 0,1-100 W
- Measure 38 mm L x 28,4 mm H x 17,5 mm W

PART #	DESCRIPTION
2040-2875	IC relay w/ connector

PART #	DESCRIPTION
2040-2876	IC relay w/ position/hazard lights

DISCLAIMER: SEE PAGE 4 FOR IMPORTANT INFORMATION REGARDING CERTAIN WARRANTY AND EMISSION CONTROL REGULATION COMPLIANCE AND NOISE REGULATION INFORMATION.

All part numbers in **BLUE** are new for 2024.

WINDSHIELDS & FAIRINGS

SADDLEBAGS & LUGGAGE

SEATS & Sissy BARS

EXHAUST

FUEL/AIR SYSTEMS

ENGINE

TRANSMISSION, CLUTCH LINE & DRIVELINE

GASKETS & SEALS

ELECTRICAL

LIGHTING & LICENSE PLATES

HANDLEBARS, CONTROLS & MIRRORS

CABLES

BRAKES & BRAKE LINES

TANKS & OIL FILTERS

DASHES & GAUGES

FRAMES & SUSPENSION

FENDERS

FOOTRESTS & FLOORBOARDS

WHEELS & AXLES

COVERS, LOCKS & GENERAL

AUDIO, COMMUNICATION & MOUNTS

WINDSHIELDS
& FAIRINGS

SADDLEBAGS
& LUGGAGE

SEATS &
SISSY BARS

EXHAUST

FUEL/AIR
SYSTEMS

ENGINE

TRANSMISSION,
CLUTCH LINE
& DRIVELINE

GASKETS
& SEALS

ELECTRICAL

LIGHTING
& LICENSE
PLATES

HANDLEBARS,
CONTROLS
& MIRRORS

CABLES

BRAKES &
BRAKE LINES

TANKS &
OIL FILTERS

DASHES
& GAUGES

FRAMES &
SUSPENSION

FENDERS

FOOTRESTS &
FLOORBOARDS

WHEELS
& AXLES

COVERS,
LOCKS &
GENERAL

AUDIO,
COMMUNICATION
& MOUNTS



2120-0868



2120-0865

**61 CM (24") HANDLEBAR
EXTENSION HARNESSES**

- Complete plug-and-play kit includes Throttle-By-Wire and all the items needed to successfully extend the wiring to a set of OEM handlebar switches

PART #	DESCRIPTION
2120-0867	For 14-17 Chief, Springfield
2120-0868	For 14-17 Chieftain, Roadmaster

PART #	DESCRIPTION
2120-0865	All models 09-16 (except Touring models)
2120-0866	All Touring models 09-16 (w/ audio and cruise control)



PART #	DESCRIPTION
2120-1057	For 15-21 Scout models

**46 CM (18") HANDLEBAR
CONTROL EXTENSION HARNESS**

- Allows for handlebars up to 508 mm (20") tall
- Kit includes OEM color wire with pre-installed terminals, heat shrink and three OEM connectors
- Requires soldering



PART #	DESCRIPTION
2120-1203	For 22 Chief models

**38 CM (15") HANDLEBAR
CONTROL EXTENSION HARNESS**

- At 38 cm (15"), it will effortlessly fit up to 51 cm (20") tall handlebars
- Replaces the OEM harness with more length
- Easy installation



PART #	DESCRIPTION
2120-1232	For 22-23 Chief models

SPEEDOMETER EXTENSION HARNESS

- Helps riders install taller risers, bars or change location of speedometer
- Easy installation
- OEM connectors, color-matching wire that is covered with PVC extruded tubing

DISCLAIMER: SEE PAGE 4 FOR IMPORTANT INFORMATION REGARDING CERTAIN WARRANTY AND EMISSION CONTROL REGULATION COMPLIANCE AND NOISE REGULATION INFORMATION.


All part numbers in **BLUE** are new for 2024.



ISOLATOR MODULES

- Total isolation of all lighting and electrical accessories from vehicle
- Short circuit protection of all outputs without any relays or fuses
- Plug-and-play
- 45 amp max total capacity
- Left turn, right turn, brake, battery, accessory power inputs

PART #	DESCRIPTION
2050-0296	For 15-23 Chieftain, Chieftain Dark Horse/Chieftain Classic/Chieftain Limited/Chieftain Elite/Springfield/Springfield Dark Horse/Roadmaster/Roadmaster Classic/Roadmaster Limited/Roadmaster Elite, 21 Vintage/Vintage Dark Horse, and 15-20 Chief/Chief Classic/Chief Dark Horse/Chief Vintage
2050-0447	For 20-23 Challenger/Challenger Dark Horse/Challenger Limited, 22-23 Pursuit Limited/Dark Horse, 22-23 Chief/Dark Horse/ /Bobber/Bobber Dark Horse/Super Chief/Super Chief Limited and 20-23 Challenger Elite models



2050-0296

- Isolated outputs: left turn, right turn, brake, run/accessory
- Isolated integrated output: turn/brake output
- Isolated 4-pin trailer output

KURYAKYN

REAR SIGNAL SPLITTER MODULES

- Easily install any Kuryakyn by Kellermann or other custom LED turn signals
- Available in two versions to accommodate any custom turn signal application
- Modules are plug-and-play into stock wiring harness and stock taillight remains in place
- Custom turn signals need to be hardwired to pigtails that can then be plugged into the module outputs
- 3-wire: (run power, brake and turn power, and ground) allows replacement of stock amber turn signals with red custom turn signals for additional run and brake and turn lighting to the rear of the bike



2050-0374

- 4-wire: (run power, brake power, turn power and ground) allows removal of stock amber turn signals to replace with custom turn signals that provide additional red run, red brake, as well as amber (or red) turn lighting to the rear of the bike
- Sold each

FOR 15-23 SCOUT MODELS (EXCEPT BOBBER, BOBBER SIXTY AND BOBBER TWENTY)

PART #	DESCRIPTION	PART #	DESCRIPTION
2050-0373	3-wire	2050-0374	4-wire



HEADLIGHT ADAPTER

- Plug-n-play installation
- Works with OEM headlights

PART #	DESCRIPTION
2120-1111	For 20-22 Indian models (except Scout, FTR)



INDIAN Y-POWER ADAPTOR HARNESS

- Plug-n-play installation

PART #	DESCRIPTION
2120-1113	For all 14-17 Indian models



Y-HARNESS FOR DAYTIME RUNNING LIGHTS AND WARBONNET

- Plug-n-play installation

PART #	DESCRIPTION
2120-1112	For 14-22 Indian models

DISCLAIMER: SEE PAGE 4 FOR IMPORTANT INFORMATION REGARDING CERTAIN WARRANTY AND EMISSION CONTROL REGULATION COMPLIANCE AND NOISE REGULATION INFORMATION.

All part numbers in **BLUE** are new for 2024.

WINDSHIELDS
& FAIRINGSSADDLEBAGS
& LUGGAGESEATS &
SISSY BARS

EXHAUST

FUEL/AIR
SYSTEMS

ENGINE

TRANSMISSION,
CLUTCH LINE
& DRIVELINEGASKETS
& SEALS

ELECTRICAL

LIGHTING
& LICENSE
PLATESHANDLEBARS,
CONTROLS
& MIRRORS

CABLES

BRAKES &
BRAKE LINESTANKS &
OIL FILTERSDASHES
& GAUGESFRAMES &
SUSPENSION

FENDERS

FOOTRESTS &
FLOORBOARDSWHEELS
& AXLESCOVERS,
LOCKS &
GENERALAUDIO,
COMMUNICATION
& MOUNTS

2120-1048



2120-1053



2120-0954



2120-0955

SOLDERLESS WIRE CONNECTORS

- No soldering gun required
- Low-heat solder melts with just a heat gun and shrinks the tubing for a watertight seal
- Waterproof, solderless heat shrink wire connectors come in four different sizes: yellow (AWG 10-12), blue (AWG 14-16), red (AWG 18-22) and white (AWG 24-26)
- PART #2120-0954 is a reclosable plastic box including 40 pieces red AWG 18-22, 40 pieces blue AWG 14-16, 10 pieces white AWG 24-26 and 10 pieces yellow AWG 10-12
- PART #2120-0955 contains 100 individual retail packs of the connectors: 15 packs (6 pcs./pack) white AWG 24-26, 32 packs (6 pcs./pack) red AWG 18-22, 35 packs (5 pcs./pack) blue AWG 14-16 and 5 packs (5 pcs./pack) yellow AWG 10-12
- Perfect for the service department or checkout counter in a wide-mouth, clear plastic jar

PART #	DESCRIPTION
100 PACKS	
2120-0971	Blue AWG 14-16 (5pcs./pack)
2120-0972	Yellow AWG 10-12 (5pcs./pack)
20 PACKS	
2120-1048	White AWG 24-26 (6pcs./pack)
2120-1049	Red AWG 18-22 (6pcs./pack)
2120-1050	Blue AWG 14-16 (5pcs./pack)
2120-1051	Yellow AWG 10-12 (5pcs./pack)

- Packs are individually labeled with bar codes to make it easy to deal with at the counter or for the service department; no individual pieces
- Available in single packs, or packs of 20 or 100 (each pack includes 5- or 6-piece bags); see chart for options

PART #	DESCRIPTION
SINGLE PACKS	
2120-1052	White AWG 24-26 (6pcs./pack)
2120-1053	Red AWG 18-22 (6pcs./pack)
2120-1054	Blue AWG 14-16 (5pcs./pack)
2120-1055	Yellow AWG 10-12 (5pcs./pack)
ASSORTMENT KITS	
2120-0954	100 Individual pcs. assortment kit in reclosable plastic box
2120-0955	Connector assortment jar, 100 total packs of four sizes



HI-TEMP SHRINK TUBES

- Professional grade, military spec, flexible polyolefin tubing
- Provides excellent protection from dirt, dust, solvents and foreign materials
- Also provides strain relief
- 3:1 shrink ratio without reduction to original length

PART #	DESCRIPTION
SHRINK TUBES	
2120-1081	3 mm x 122 cm (4')
2120-1082	6 mm x 122 cm (4')
2120-1083	3 mm/6 mm/9 mm x 122 cm (4')
2120-1076	9 mm x 122 cm (4')
2120-1077	12 mm x 122 cm (4')
2120-1078	18 mm x 122 cm (4')

PART #	DESCRIPTION
SHRINK TUBES (CONT)	
2120-1079	24 mm x 122 cm (4')
2120-1080	9 mm/12 mm/18 mm/24 mm x 61 cm (2')
SHRINK TUBE SPOOLS	
2120-1088	3 mm x 15,2 m (50')
2120-1089	6 mm x 15,2 m (50')

2120-1079

2120-1077

2120-1081

2120-1086

- Use to insulate wires, connections, terminals, wire splicing and more
- Works for -55° C (-67° F) to 135° C (275° F) temperatures
- Apply at 49° C (120° F) to 82° C (180° F) with a heat gun



BOOM MAT TAPE

- 2 mm thick butyl with .004" black finish
- Easy to remove clear release liner
- Perfect for covering seams/gaps, spot coverage for vibration and securing/protecting cables, wires and lines
- 50,8 mm x 6,1 m (2" x 20') roll



PART #	DESCRIPTION
0521-1879	Boom mat tape

DISCLAIMER: SEE PAGE 4 FOR IMPORTANT INFORMATION REGARDING CERTAIN WARRANTY AND EMISSION CONTROL REGULATION COMPLIANCE AND NOISE REGULATION INFORMATION.

All part numbers in **BLUE** are new for 2024.

DAYTONA



USB TYPE-C COWL FAIRING MOUNT

- High quality USB-C socket for mounting in e.g. the motorcycle fairing
- Hole diameter measures 20 mm and a minimum depth of approx. 35 mm is required
- Aluminum housing and nut
- For USB power delivery
- Input DC12V
- Output 5V/3A, 9V/2A, 12V/1.5A
- Max. 18W
- Powers on with ignition key
- Water-resistant when closed
- Green LED indicator when charging
- CE-approved



PART #
2130-0365

DESCRIPTION
USB-C socket



2130-0337



2130-0338

SLIM-MOUNT USB POWER SOCKETS

- USB power socket 13,5 mm thick and a clean appearance
- Handle clamps are compatible with a wide range of vehicles
- DC12V input voltage
- 4,8-5,2 output voltage

PART #	DESCRIPTION	PART #	DESCRIPTION
2130-0337	1 port socket	2130-0338	2 port socket



2130-0339

USB POWER SUPPLIES

- Work with main switch
- DC12V input

PART #	DESCRIPTION	PART #	DESCRIPTION
2130-0339	Type-C (one-port)	2130-0341	Type-A (one-port)
2130-0340	Slim type-C (one-port)	2130-0342	Type-A (two-port)




USB CABLES

- L-shaped
- 200 mm (7,87") long
- 18W (5V/3A, 9V/2A, 12V/1.5A)

PART #	DESCRIPTION	PART #	DESCRIPTION
2130-0343	Type-C to Type-C	2130-0345	Type-A to Type-C
2130-0344	Type-C to Lightning	2130-0346	Type-A to Lightning



2130-0343



2130-0344

DISCLAIMER: SEE PAGE 4 FOR IMPORTANT INFORMATION REGARDING CERTAIN WARRANTY AND EMISSION CONTROL REGULATION COMPLIANCE AND NOISE REGULATION INFORMATION.

All part numbers in **BLUE** are new for 2024.

WINDSHIELDS
& FAIRINGS

SADDLEBAGS
& LUGGAGE

SEATS &
SISSY BARS

EXHAUST

FUEL/AIR
SYSTEMS

ENGINE

TRANSMISSION,
CLUTCH LINE
& DRIVELINE

GASKETS
& SEALS

ELECTRICAL

LIGHTING
& LICENSE
PLATES

HANDLEBARS,
CONTROLS
& MIRRORS

CABLES

BRAKES &
BRAKE LINES

TANKS &
OIL FILTERS

DASHES
& GAUGES

FRAMES &
SUSPENSION

FENDERS

FOOTRESTS &
FLOORBOARDS

WHEELS
& AXLES

COVERS,
LOCKS &
GENERAL

AUDIO,
COMMUNICATION
& MOUNTS

- WINDSHIELDS
& FAIRINGS
- SADDLEBAGS
& LUGGAGE
- SEATS &
SISSY BARS
- EXHAUST
- FUEL/AIR
SYSTEMS
- ENGINE
- TRANSMISSION,
CLUTCH LINE
& DRIVELINE
- GASKETS
& SEALS
- ELECTRICAL
- LIGHTING
& LICENSE
PLATES
- HANDLEBARS,
CONTROLS
& MIRRORS
- CABLES
- BRAKES &
BRAKE LINES
- TANKS &
OIL FILTERS
- DASHES
& GAUGES
- FRAMES &
SUSPENSION
- FENDERS
- FOOTRESTS &
FLOORBOARDS
- WHEELS
& AXLES
- COVERS,
LOCKS &
GENERAL
- AUDIO,
COMMUNICATION
& MOUNTS



2001-1775



2001-1774

18 CM (7'') LED
ADAPTIVE 2 HEADLIGHTS

- The improved Adaptive 2 series headlights allow for the adaptive technology when using high beam, as well as low beam
- Senses leaning angles up to 30° and dynamically fills in dark areas while turning
- Direct replacement for most 18 cm (7'') headlights, retrofits PAR56 headlights
- Superior visibility, safety and durability
- Easy plug-n-play H4-style connector
- Die-cast aluminum housing
- 1600 lumen output (high beam), 1020 lumen output (low beam)
- Includes mount kit for easy installation
- ECE approved

FOR 14-18 CHIEF CLASSIC, 14-21 CHIEF VINTAGE, 14-21 CHIEFTAIN, 16-21 SPRINGFIELD, 15-21 ROADMASTER, 16-21 CHIEF DARK HORSE, 16-21 CHIEFTAIN DARK HORSE, 17-21 ROADMASTER CLASSIC

PART #	DESCRIPTION
2001-1775	Black
2001-1776	Chrome

PART #	DESCRIPTION
2001-1773	Replacement black headlight
2001-1774	Replacement chrome headlight



2001-1777



2001-1778

18 CM (7'') PEDESTAL MOUNT
LED ADAPTIVE 2 HEADLIGHTS

- The improved Adaptive 2 series headlights allow for the adaptive technology when using high beam, as well as low beam
- Senses leaning angles up to 30° and dynamically fills in dark areas while turning
- Unique design does not require a headlight shell to mount
- Pedestal mount accepts most 19 mm (3/4'') headlight mounting blocks
- Direct replacement for most 18 cm (7'') headlights, retrofits PAR56 headlights
- Superior visibility, safety and durability
- Hardwire connection
- Die-cast aluminum housing
- 1600 lumen output (high beam), 1020 lumen output (low beam)
- ECE approved

PART #	DESCRIPTION
2001-1777	Black

PART #	DESCRIPTION
2001-1778	Chrome

All part numbers in **BLUE** are new for 2024.

J.W. SPEAKER**2001-1768****2001-1769****18 CM (7") EVO 2 DUAL BURN HEADLIGHTS**

- Direct replacement for most 18 cm (7") PAR56 headlamps
- Dual burn technology provides the rider with the spread of the low beam and the punch of the high beam simultaneously
- 1260 lumen output (high beam), 750 lumen output (low beam)
- Easy, plug-n-play H4-style connector
- Die-cast aluminum housing
- Includes mounting ring for easy installation
- ECE approved

FOR 14-18 CHIEF CLASSIC, 14-21 CHIEF VINTAGE, 14-21 CHIEFTAIN, 16-21 SPRINGFIELD, 15-21 ROADMASTER, 16-21 CHIEF DARK HORSE, 16-21 CHIEFTAIN DARK HORSE, 17-21 ROADMASTER CLASSIC

PART #	DESCRIPTION	PART #	DESCRIPTION
2001-1768	Black	2001-1769	Chrome

J.W. SPEAKER**2001-2384****2001-2385****18 CM (7") LED HEADLIGHTS**

- Direct replacement for most 18 cm (7") headlamps, retrofits PAR56 headlamps
- Superior visibility, safety and durability
- Easy plug-n-play H4-style connector
- Die-cast aluminum housing
- 1600 lumen output (high beam), 1020 lumen output (low beam)
- ECE approved

PART #	DESCRIPTION	PART #	DESCRIPTION
2001-2384	Chrome	2001-2385	Black

**2001-2549****CULT-WERK****HEADLIGHT KITS**

- Gives your bike the popular look of the Harley-Davidson® Night Rod and fits all Harley-Davidson® Breakout models from 2013 to 2017 and Sportster S from 2021
- Includes LED "Daymaker" headlight with the appearance of the V-Rod/Night Rod
- Includes CNC lasered headlight bracket which lowers the headlight by approx. 30 mm
- Includes ABS plastic headlight mask

PART #	DESCRIPTION
2001-2549	Gloss black; Night Rod style

**2001-2551**

- Achieves an even more aggressive look
- Speedometer remains in the original position
- Mounts to original mounting points
- Must be soldered to the original wiring harness

PART #	DESCRIPTION
2001-2551	Raw paintable; Night Rod style

All part numbers in **BLUE** are new for 2024.

WINDSHIELDS
& FAIRINGSSADDLEBAGS
& LUGGAGESEATS &
SISSY BARS

EXHAUST

FUEL/AIR
SYSTEMS

ENGINE

TRANSMISSION,
CLUTCH LINE
& DRIVELINEGASKETS
& SEALS

ELECTRICAL

**LIGHTING
& LICENSE
PLATES**HANDLEBARS,
CONTROLS
& MIRRORS

CABLES

BRAKES &
BRAKE LINESTANKS &
OIL FILTERSDASHES
& GAUGESFRAMES &
SUSPENSION

FENDERS

FOOTRESTS &
FLOORBOARDSWHEELS
& AXLESCOVERS,
LOCKS &
GENERALAUDIO,
COMMUNICATION
& MOUNTS

- WINDSHIELDS
& FAIRINGS
- SADDLEBAGS
& LUGGAGE
- SEATS &
SISSY BARS
- EXHAUST
- FUEL/AIR
SYSTEMS
- ENGINE
- TRANSMISSION,
CLUTCH LINE
& DRIVELINE
- GASKETS
& SEALS
- ELECTRICAL
- LIGHTING
& LICENSE
PLATES
- HANDLEBARS,
CONTROLS
& MIRRORS
- CABLES
- BRAKES &
BRAKE LINES
- TANKS &
OIL FILTERS
- DASHES
& GAUGES
- FRAMES &
SUSPENSION
- FENDERS
- FOOTRESTS &
FLOORBOARDS
- WHEELS
& AXLES
- COVERS,
LOCKS &
GENERAL
- AUDIO,
COMMUNICATION
& MOUNTS



**PROBEAM 18 CM (7")
ADAPTIVE 2 LED HEADLAMPS**

- Round headlamp with polycarbonate lens
- Die-cast aluminum housing
- Adaptive, plug-and-play technology
- DOT/ECE compliant



2001-2409



2001-2410



NOTE: PART #2001-2291 is required for 20-23 Challenger/
Roadmaster/Chieftain Limited/Chieftain Elite,
22-23 Pursuit Limited and Pursuit Dark Horse and Chieftain
Dark Horse models (sold separately see page 119).



2001-2291

FOR 15-23 CHIEFTAIN, CHIEFTAIN DARK HORSE, CHIEFTAIN LIMITED, CHIEFTAIN ELITE, ROADMASTER, ROADMASTER DARK HORSE AND ROADMASTER LIMITED, 16-23 SPRINGFIELD, SPRINGFIELD DARK HORSE, 15-21 CHIEFTAIN CLASSIC, ROADMASTER CLASSIC AND ROADMASTER ELITE, 20-23 CHALLENGER, CHALLENGER DARK HORSE, CHALLENGER LIMITED AND CHALLENGER ELITE, 22-23 PURSUIT LIMITED AND PURSUIT DARK HORSE, 15-20 CHIEF, CHIEF CLASSIC, CHIEF DARK HORSE, CHIEF VINTAGE, 21 VINTAGE AND VINTAGE DARK HORSE MODELS

PART #	DESCRIPTION	PART #	DESCRIPTION
2001-2409	Black	2001-2410	Chrome



18 CM (7") PROBEAM® LED HEADLAMPS

- Low beam consists of three high-power advanced optical D lenses and a DRL
- High beam keeps low beam illuminated and adds two additional advanced optical D lenses with three projector lenses for an incredibly wide optical pattern producing an ideal beam pattern with illumination down the road as well as on either side
- Made from a heavy-duty, lightweight die-cast aluminum, the low-profile housing requires no trim ring and offers a plug-and-play installation



2001-1825



2001-1826

- Durable polycarbonate lens for long-term durability
 - Headlamps are available with a chrome or True Black finish
- NOTE: PART #2001-2291 is required for 20-23 Challenger/
Roadmaster/Chieftain Limited/Chieftain Elite,
22-23 Pursuit Limited and Pursuit Dark Horse and Chieftain
Dark Horse models (sold separately see page 119).

FOR 15-23 CHIEFTAIN, CHIEFTAIN DARK HORSE, CHIEFTAIN LIMITED, CHIEFTAIN ELITE, ROADMASTER, ROADMASTER DARK HORSE AND ROADMASTER LIMITED, 16-23 SPRINGFIELD, SPRINGFIELD DARK HORSE, 15-21 CHIEFTAIN CLASSIC, ROADMASTER CLASSIC AND ROADMASTER ELITE, 20-23 CHALLENGER, CHALLENGER DARK HORSE, CHALLENGER LIMITED AND CHALLENGER ELITE, 22-23 PURSUIT LIMITED AND PURSUIT DARK HORSE, 15-20 CHIEF, CHIEF CLASSIC, CHIEF DARK HORSE, CHIEF VINTAGE, 21 VINTAGE AND VINTAGE DARK HORSE MODELS

PART #	DESCRIPTION	PART #	DESCRIPTION
2001-1825	Chrome	2001-1826	True Black



2001-1573



2001-1574



2001-1397



2001-2291

18 CM (7") TruBEAM® HEADLIGHTS

- Premium 18 cm (7") round LED headlamp designed for custom installation on models with factory 18 cm (7") headlight
- Complex reflector design features three low beam LEDs and two high beam LEDs with a combination of projector and reflector type LEDs and built-in halo ring
- LED combination provides superior low and high beam outputs
- Durable polycarbonate lens with H4 connector and mounting hardware included; no additional trim ring needed
- 4210 raw lumens/2947 effective lumens; 5800K color temp

PART #	DESCRIPTION	PART #	DESCRIPTION
FOR 21 VINTAGE/VINTAGE DARK HORSE, 20-23 ROADMASTER LIMITED/ROADMASTER DARK HORSE, 19-23 CHIEFTAIN/CHIEFTAIN DARK HORSE/CHIEFTAIN ELITE/CHIEFTAIN LIMITED, 15-23 SPRINGFIELD/SPRINGFIELD DARK HORSE AND 15-21 CHIEF/CHIEF VINTAGE/CHIEF CLASSIC/CHIEF DARK HORSE MODELS			
2001-1573	Chrome	2001-1574	Black chrome
2001-1572	Black chrome	2001-1397	Opt. hi/lo adapter and halo ring enabler (ea.)

- 1,1 amp low current draw, 1,5 amp high current draw, 0,2 amp halo ring current draw
 - Available in chrome or black chrome (smoked) reflector
- NOTE: PART #2001-2291 Required for 20-23 Roadmaster Dark Horse, Roadmaster Limited, 20-23 Chieftain Limited, Chieftain Elite & Chieftain Dark Horse, 23 Chieftain, Springfield & Springfield Dark Horse which come factory/stock with an OEM 7" LED Headlamp.

All part numbers in **BLUE** are new for 2024.

J.W. SPEAKER**ADAPTIVE
2 SERIES****2001-1781****2001-1782****14,5 CM (5,75") PEDESTAL MOUNT
LED ADAPTIVE 2 HEADLIGHTS**

- The improved Adaptive 2 series headlights allow for the adaptive technology when using high beam, as well as low beam
- Senses leaning angles up to 30° and dynamically fills in dark areas while turning
- Pedestal mount accepts most 19 mm (3/4") headlight mounting blocks
- Direct replacement for most 14,5 cm (5,75") headlights, retrofits PAR46 headlights

- Superior visibility, safety and durability
- Easy plug-n-play H4-style connector
- Die-cast aluminum housing
- 1600 lumen output (high beam), 1020 lumen output (low beam)
- ECE approved

PART #	DESCRIPTION
2001-1781	Black

PART #	DESCRIPTION
2001-1782	Chrome

**2001-1779****2001-1780****14,5 cm (5,75") ADAPTIVE LED 2 HEADLIGHTS**

- Retrofit round, Adaptive 2 series headlights
- Available for 14,5 cm (5,75") PAR46 headlights
- Includes bracket, rubber ring, lamp-to-bracket hardware and bracket-to-bucket hardware
- ECE approved

PART #	DESCRIPTION
2001-1779	Black

PART #	DESCRIPTION
2001-1780	Chrome

**2001-2382****2001-2383****14,5 CM (5,75") LED HEADLIGHTS**

- Direct replacement for most 14,5 cm (5,75") headlights, retrofits PAR46 headlights
- Superior visibility, safety and durability
- Easy plug-n-play H4-style connector
- Die-cast aluminum housing
- 1600 lumen output (high beam), 1020 lumen output (low beam)
- ECE approved

PART #	DESCRIPTION
2001-2382	Chrome

PART #	DESCRIPTION
2001-2383	Black

All part numbers in **BLUE** are new for 2024.WINDSHIELDS
& FAIRINGSSADDLEBAGS
& LUGGAGESEATS &
SISSY BARS

EXHAUST

FUEL/AIR
SYSTEMS

ENGINE

TRANSMISSION,
CLUTCH LINE
& DRIVELINEGASKETS
& SEALS

ELECTRICAL

**LIGHTING
& LICENSE
PLATES**HANDLEBARS,
CONTROLS
& MIRRORS

CABLES

BRAKES &
BRAKE LINESTANKS &
OIL FILTERSDASHES
& GAUGESFRAMES &
SUSPENSION

FENDERS

FOOTRESTS &
FLOORBOARDSWHEELS
& AXLESCOVERS,
LOCKS &
GENERALAUDIO,
COMMUNICATION
& MOUNTS

WINDSHIELDS
& FAIRINGS

SADDLEBAGS
& LUGGAGE

SEATS &
SISSY BARS

EXHAUST

FUEL/AIR
SYSTEMS

ENGINE

TRANSMISSION,
CLUTCH LINE
& DRIVELINE

GASKETS
& SEALS

ELECTRICAL

LIGHTING
& LICENSE
PLATES

HANDLEBARS,
CONTROLS
& MIRRORS

CABLES

BRAKES &
BRAKE LINES

TANKS &
OIL FILTERS

DASHES
& GAUGES

FRAMES &
SUSPENSION

FENDERS

FOOTRESTS &
FLOORBOARDS

WHEELS
& AXLES

COVERS,
LOCKS &
GENERAL

AUDIO,
COMMUNICATION
& MOUNTS

DAYTONA

LED HEADLIGHT CAPSULES

- Vibration and water-resistant
- 120 mm
- ECE-approved



2001-2455



2001-2458

PART #	DESCRIPTION	PART #	DESCRIPTION
2001-2455	Side mount, chrome	2001-2457	Bottom mount, chrome
2001-2456	Side mount, black	2001-2458	Bottom mount, black

DAYTONA

HEADLIGHT BRACKETS

- Comes in a short (55 mm or 2,16" L), long (101 mm or 3,97" L) and retro style
- Made of CNC-machined aluminum (unless noted)



2001-2465



2001-2478

PART #	DIAMETER	PART #	DIAMETER	PART #	DIAMETER
55 MM/2,16" LENGTH (SHORT)		101 MM/3,97" LENGTH (LONG)		RETRO STYLE	
2001-2469	35 mm	2001-2464	35 mm	2001-2479	39 mm
2001-2470	39 mm	2001-2465	39 mm	2001-2478	41 mm
2001-2471	41 mm	2001-2466	41 mm		
2001-2472	43 mm	2001-2467	43 mm		
2001-2473	49 mm	2001-2468	49 mm		

DAYTONA

DUAL-AXIS HEADLIGHT BRACKET SETS

- Adjustable dual-axis headlight bracket set
- CNC-machined aluminum
- Suitable for fork tubes with a diameter of 35 mm (1,37")
- Fork clamp adjusts vertically allowing the headlight position to be adjusted in the front-back direction



2001-2474



2001-2475

- Joints on all four clamps allow the width of the headlight mount to be varied and the braces to run parallel
- M-Eight indicator mount kit is included
- Sold in pairs

PART #	DESCRIPTION	PART #	DESCRIPTION	PART #	DESCRIPTION	PART #	DESCRIPTION
2001-2474	35 mm	2001-2475	39 mm	2001-2476	41 mm	2001-2477	49 mm

KURYAKYN

18 CM (7") ORBIT HEADLIGHT ADAPTER KIT

- Direct replacement for the stock headlight support
- Constructed from durable glass-filled nylon
- Includes hardware and also uses existing factory hardware for installation
- Orbit Headlights sold separately



PART #	DESCRIPTION
2001-1837	For 14-23 Indian models (except Scout)

KURYAKYN

CHROME DRIVING LIGHT BEZELS

- Lightweight ABS plastic construction with a show-chrome finish
- Simple to install
- Sold in pairs



PART #	DESCRIPTION
2001-0945	For 14-18 Chieftain, 19-21 Chieftain Classic and 15-21 Roadmaster models (except Roadmaster Dark Horse)

CULT-WERK

HEADLIGHT MASKS

- Provides an aggressive, narrower look
- The original headlight remains (or can be replaced with an LED variant with an identical attachment) and will continue to be used in conjunction with the kit
- Kit includes a high-quality ABS plastic mask and a CNC-lasered mask holder that ensures a perfect fit
- The speedometer remains in the original position and no changes to the original cables are necessary

PART #	DESCRIPTION
2001-2539	FOR 18-23 SCOUT BOBBER/BOBBER SIXTY/BOBBER TWENTY Custom; gloss black



2001-2539

- All the holes needed to attach the mask are already there; kit is mounted on the original breakpoints to ensure a firm and secure hold
- Allows the headlight and mask to be adjusted
- Available in raw paintable or gloss black

PART #	DESCRIPTION
2001-2541	FOR 18-23 SCOUT BOBBER/BOBBER SIXTY/BOBBER TWENTY (CONT) Custom; raw paintable

All part numbers in BLUE are new for 2024.

WINDSHIELDS
& FAIRINGSSADDLEBAGS
& LUGGAGESEATS &
SISSY BARS

EXHAUST

FUEL/AIR
SYSTEMS

ENGINE

TRANSMISSION,
CLUTCH LINE
& DRIVELINEGASKETS
& SEALS

ELECTRICAL

LIGHTING
& LICENSE
PLATESHANDLEBARS,
CONTROLS
& MIRRORS

CABLES

BRAKES &
BRAKE LINESTANKS &
OIL FILTERSDASHES
& GAUGESFRAMES &
SUSPENSION

FENDERS

FOOTRESTS &
FLOORBOARDSWHEELS
& AXLESCOVERS,
LOCKS &
GENERALAUDIO,
COMMUNICATION
& MOUNTS**J.W. SPEAKER****2001-1157****2001-1158****11,5 CM (4,5") LED FOG LIGHTS**

- Replacement for stock PAR36 fog lights
- Outperform bulb-based fog lights with superior visibility, extreme durability and unmatched longevity
- Compatible with most fog light housings

- Sold in pairs
- ECE approved

PART #	DESCRIPTION
2001-1157	Black

PART #	DESCRIPTION
2001-1158	Chrome

J.W. SPEAKER**11,5 CM (4,5") REFLECTOR LED FOG LIGHTS**

- Replacement for stock PAR36 fog lights
- Provide premium performance with a classic look
- Compatible with most fog light housings
- SAE compliant
- ECE type approval
- Sold in pairs



PART #	DESCRIPTION
2001-1858	Black

**DRIVING LIGHT SET**

- Super-bright rated at 3000 lumens
- Pure white light rated at 6000K
- Waterproof light housings
- Lights turn with steering for added visibility
- Includes a pair of 51 mm (2") LED lights, fork leg mounting and wiring

PART #	DESCRIPTION
2001-1819	For all 111" Chief models

All part numbers in **BLUE** are new for 2024.

- WINDSHIELDS
& FAIRINGS
- SADDLEBAGS
& LUGGAGE
- SEATS &
SISSY BARS
- EXHAUST
- FUEL/AIR
SYSTEMS
- ENGINE
- TRANSMISSION,
CLUTCH LINE
& DRIVELINE
- GASKETS
& SEALS
- ELECTRICAL
- LIGHTING
& LICENSE
PLATES
- HANDLEBARS,
CONTROLS
& MIRRORS
- CABLES
- BRAKES &
BRAKE LINES
- TANKS &
OIL FILTERS
- DASHES
& GAUGES
- FRAMES &
SUSPENSION
- FENDERS
- FOOTRESTS &
FLOORBOARDS
- WHEELS
& AXLES
- COVERS,
LOCKS &
GENERAL
- AUDIO,
COMMUNICATION
& MOUNTS



2001-2489



2001-2490



PROBEAM® LED HALO FOG LAMPS

- Utilize Cree LEDs to produce a superior beam pattern with a super-bright LED halo
- Built-in LED halo
- 8 cm L x 6 cm D (3.20" L x 2.36" D)
- The double-ended mounting stud for the fog lamp side which goes into the lamp is 10 mm x 1.5 mm
- The stud for a corresponding mount on the clamp side is 8 mm x 1.25 mm
- Integrated push button on/off switch
- Easily mounts to 32 mm (1.25") engine guards with ProBEAM® Accessory Mounting Clamps (PART #s 2040-2345 and 2040-2346; sold separately)
- SAE J583 compliant fog lamp pattern
- Short circuit and thermal overload protection
- Plug-and-play technology
- Sold in pairs

FOR 20-23 CHALLENGER, CHALLENGER DARK HORSE, CHALLENGER LIMITED, CHALLENGER ELITE, PURSUIT DARK HORSE AND PURSUIT LIMITED MODELS

PART #	DESCRIPTION
2001-2489	Black

PART #	DESCRIPTION
2001-2490	Chrome

2001-2205




PROBEAM® LED HALO FOG LIGHTS

- Utilize Cree LEDs to produce a superior beam pattern with a super-bright white LED halo
- Easily mount to engine guards with ProBEAM® Tube clamps (PART #s 2040-2345 and 2040-2346, sold separately)
- Plug-and-play wire harness
- 20 watts, 430 lumens
- Short circuit and thermal overload protection
- Measure 81 mm L x 60 mm D (3.2" x 2.36")
- Sold in pairs

FOR 15-23 CHIEFTAIN, CHIEFTAIN DARK HORSE, CHIEFTAIN LIMITED, CHIEFTAIN ELITE, SPRINGFIELD, SPRINGFIELD DARK HORSE, ROADMASTER, ROADMASTER LIMITED AND ROADMASTER DARK HORSE, 15-20 CHIEF, CHIEF CLASSIC, CHIEF DARK HORSE, CHIEF VINTAGE, 15-21 CHIEFTAIN CLASSIC AND ROADMASTER CLASSIC AND ROADMASTER ELITE AND 21 VINTAGE AND VINTAGE DARK HORSE MODELS

PART #	DESCRIPTION
2001-2205	Black

PART #	DESCRIPTION
2001-2206	Chrome



2001-2206

All part numbers in **BLUE** are new for 2024.

SHOW CHROME


60 MM (2 3/8") LED DRIVING LIGHT KIT FOR CRUISERS WITH 38 MM TO 41 MM FORKS

- MR16 high-output and high-intensity Litespan LED 60 mm (2 3/8") driving light kit is available in a universal cruiser fitment
- Custom die-cast aluminum lights and fork mounts make an ideal fit on many cruisers
- The Litespan LED reflector bulbs produce 400 lumens each from 7 watt 6-LED output in bright white 4000K color
- Their concentrated 20° beam angle puts more light down the road in front of riders for a true driving light function
- The die-cast clamps fit cruisers with 38 mm to 41 mm forks and come with a wire harness, relay and switch

PART #	DESCRIPTION
2001-1323	60 mm (2 3/8") LED driving light kit




MINI DRIVING LIGHTS

- Die-cast body with smooth design comes in aluminum or black finish
- Visor integrated into bezel; setscrew allows visor to rotate to desired position for custom installation
- 95 mm x 60 mm (3 3/4" L x 2 3/8" dia.; 8 mm (5/16") stem
- Halogen features 55W, 12V bulb
- LED features 7W, six 12V bulbs
- Sold each

PART #	DESCRIPTION
HALOGEN	
2040-0488	Aluminum
2001-1340	Black

PART #	DESCRIPTION
LED	
2001-1339	Aluminum
2001-1341	Black



HIGHWAY BAR LED MINI DRIVING LIGHT KITS

- 7W/400 lumens/4000K LED lights
- Pair of die-cast 60 mm (2 3/8") visored mini driving lights
- Includes pair of 32 mm (1 1/4") highway bar clamps; additional clamps available separately
- Comes complete with wiring harness and isolation relay to protect your bike's circuit along with a choice of two styles of switches
- Available in chrome

PART #	DESCRIPTION
2001-1342	Halogen kit

PART #	DESCRIPTION
2001-1343	LED kit

All part numbers in **BLUE** are new for 2024.

WINDSHIELDS
& FAIRINGS

SADDLEBAGS
& LUGGAGE

SEATS &
SISSY BARS

EXHAUST

FUEL/AIR
SYSTEMS

ENGINE

TRANSMISSION,
CLUTCH LINE
& DRIVELINE

GASKETS
& SEALS

ELECTRICAL

**LIGHTING
& LICENSE
PLATES**

HANDLEBARS,
CONTROLS
& MIRRORS

CABLES

BRAKES &
BRAKE LINES

TANKS &
OIL FILTERS

DASHES
& GAUGES

FRAMES &
SUSPENSION

FENDERS

FOOTRESTS &
FLOORBOARDS

WHEELS
& AXLES

COVERS,
LOCKS &
GENERAL

AUDIO,
COMMUNICATION
& MOUNTS

- WINDSHIELDS
& FAIRINGS
- SADDLEBAGS
& LUGGAGE
- SEATS &
SISSY BARS
- EXHAUST
- FUEL/AIR
SYSTEMS
- ENGINE
- TRANSMISSION,
CLUTCH LINE
& DRIVELINE
- GASKETS
& SEALS
- ELECTRICAL
- LIGHTING
& LICENSE
PLATES
- HANDLEBARS,
CONTROLS
& MIRRORS
- CABLES
- BRAKES &
BRAKE LINES
- TANKS &
OIL FILTERS
- DASHES
& GAUGES
- FRAMES &
SUSPENSION
- FENDERS
- FOOTRESTS &
FLOORBOARDS
- WHEELS
& AXLES
- COVERS,
LOCKS &
GENERAL
- AUDIO,
COMMUNICATION
& MOUNTS



SPOT® DF (3 IN 1)

- Replacement 3-in-one, brake lights, taillights and turn signal
- Sensational look for the rear of the motorcycle
- Extranz® - Extreme Optical Transparency Technology
- Kellermann HighPower LED technology
- Long Life Protection Guard®, IC operated, 330 kHz
- High-quality metal housing
- Suitable for 12VDC applications
- Measures length 14mm, max diameter of 10mm, glass diameter 7,8mm
- ECE approved

PART #	DESCRIPTION
2020-2192	Black with clear lens



SPOT® WL POSITION LIGHTS

- Replacement mini rear and brake light, rear on both sides (horizontal)
- Extranz® - Extreme Optical Transparency Technology
- High-quality metal housing
- Suitable for 12VDC applications
- M5 x 0,5 x 6,5 fastening screw
- Measures 14 mm L, max diameter of 10 mm, glass diameter of 7,8 mm
- ECE approved

PART #	DESCRIPTION
2001-2723	Black with clear lens
2001-2724	Black with strongly tinted lens



2020-2190



2020-2191



SPOT® MINI INDICATOR LIGHT

- Replacement LED mini indicator, black, front and rear on both sides
- Lightly extended in length and a strong base that fits close to bike
- Extranz® - Extreme Optical Transparency Technology
- Kellermann HighPower LED Technology
- High-quality metal housing
- Suitable for 12VDC applications
- With M5 x 0,5 x 6,5 fastening screw
- Measures 14 mm L, max diameter of 10 mm, glass diameter 7,8 mm
- ECE approved

PART #	DESCRIPTION
2020-2190	Black with clear lens
2020-2191	Black with strongly tinted lens



SPOT® RB POSITION LIGHT

- Replacement LED position light, front on both sides
- Extranz® - Extreme Optical Transparency Technology
- High-quality metal housing
- Suitable for 12VDC applications
- M5 x 0,5 x 6,5 fastening screw
- Measure 14 mm L, max diameter of 10 mm, glass diameter of 7,8 mm
- ECE approved

PART #	DESCRIPTION
2010-1522	Black with clear lens
2010-1523	Black with strongly tinted lens



2010-1361



2040-2126



2040-2127



ATTO® LIGHTS

- Sensationally small, spectacularly bright
- Extranz® - Extreme Optical Transparency Technology
- Kellermann HighPower LED technology
- 330 kHz
- High-quality metal housing

PART #	DESCRIPTION
2010-1361	Taillight, black housing
2040-2126	Indicator, clear lens, black finish

- Suitable for 12VDC applications
- With M5 x 0,5 x 6,6 fastening screw
- Measures 14 mm L x 10 mm D
- Glass diameter 7,8 mm
- ECE approved

PART #	DESCRIPTION
2040-2127	Indicator, smoke lens, black finish
2010-1364	Indicator, clear lens, chrome finish

All part numbers in **BLUE** are new for 2024.

**ATTO® DF**

- Replaces existing rear and brake light and indicators
- Sensational look for the rear of the motorcycle
- Extranz® - Extreme Optical Transparency Technology
- Kellermann HighPower LED technology
- Long Life Protection Guard®, IC operated, 330 kHz
- High-quality metal housing

PART #	DESCRIPTION
2040-2295	Chrome



2040-2295



2040-2296

- Suitable for 12VDC applications
- ECE approved
- Sold each

PART #	DESCRIPTION
2040-2296	Black

**ATTO® RB BRAKE LIGHTS**

- Horizontally or vertically mounted
- Small but spectacularly bright
- Extranz® - Extreme Optical Transparency Technology
- High-quality metal housing
- Suitable for 12VDC applications
- With M5 x 0,5 x 6,5 fastening screw
- Measure 14 mm L, max diameter 10 mm, glass diameter 7,8 mm
- ECE approved

PART #	DESCRIPTION
2010-1388 ¹	Chrome housing, clear lens
2010-1389 ²	Chrome housing, clear lens
2010-1390 ²	Black housing, clear lens
2010-1391 ¹	Black housing, smoke lens
2010-1392 ²	Black housing, smoke lens

¹ Horizontal mounting.² Vertical mounting.**ATTO® DF INTEGRAL**

- Designed for a seamless and clean appearance
- Extranz® - Extreme Optical Transparency Technology
- High-quality metal housing
- Suitable 12VDC applications
- Comes with M5 x 0,5 x 6,5 fastening screw
- ECE approved

PART #	DESCRIPTION
2010-1423	Atto® DF Integral

**ATTO® WL BRAKE LIGHTS**

- Horizontal mounting
- Small, but spectacularly bright
- Extranz® - Extreme Optical Transparency Technology
- High-quality metal housing
- Suitable for 12VDC applications
- M5 x 0,5 x 6,5 fastening screw
- Measure 14 mm L, max diameter of 10 mm, glass diameter of 7,8 mm
- ECE approved

PART #	DESCRIPTION
2010-1385	Chrome housing, clear lens
2010-1386	Black housing, clear lens
2010-1387	Black housing, smoke lens

2010-1385



2010-1386



2010-1387

**ATTO® RB INTEGRAL**

- Designed so the rear of the bike can have a seamless and clean appearance
- Extranz® - Extreme Optical Transparency Technology
- High-quality metal housing
- Suitable for 12VDC applications
- Can be mounted in pairs or as a single light
- ECE approved

PART #	DESCRIPTION	PART #	DESCRIPTION
2010-1424	Standard	2010-1425	Dark

2010-1424




2010-1425

**ATTO® INTEGRAL**


- Designed for a seamless and clean appearance
- High-quality metal housing
- Extranz® - Extreme Optical Transparency Technology
- Suitable for 12VDC applications
- ECE approved

PART #	DESCRIPTION
2010-1426	Standard
2010-1422	Dark

2010-1426



2010-1422



2040-2297



2040-2692



2040-2302



2040-2304

**ATTO® MOUNTING PLATES/ACCESSORIES**

- Designed specifically for mounting Atto® indicators

PART #	DESCRIPTION	PART #	DESCRIPTION
2040-2297	174 mm mounting plate (chrome)	2040-2302	M8 x 40 mm screw
2040-2692	174 mm mounting plate (black)	2040-2303	M8 x 20 mm screw
2040-2298	204 mm mounting plate	2040-2304	15 mm extension kit
2040-2301	M10 x 20 mm screw		

All part numbers in **BLUE** are new for 2024.WINDSHIELDS
& FAIRINGSSADDLEBAGS
& LUGGAGESEATS &
SISSY BARS

EXHAUST

FUEL/AIR
SYSTEMS

ENGINE

TRANSMISSION,
CLUTCH LINE
& DRIVELINEGASKETS
& SEALS

ELECTRICAL

LIGHTING
& LICENSE
PLATESHANDLEBARS,
CONTROLS
& MIRRORS

CABLES

BRAKES &
BRAKE LINESTANKS &
OIL FILTERSDASHES
& GAUGESFRAMES &
SUSPENSION

FENDERS

FOOTRESTS &
FLOORBOARDSWHEELS
& AXLESCOVERS,
LOCKS &
GENERALAUDIO,
COMMUNICATION
& MOUNTS

WINDSHIELDS
& FAIRINGS

SADDLEBAGS
& LUGGAGE

SEATS &
SISSY BARS

EXHAUST

FUEL/AIR
SYSTEMS

ENGINE

TRANSMISSION,
CLUTCH LINE
& DRIVELINE

GASKETS
& SEALS

ELECTRICAL

LIGHTING
& LICENSE
PLATES

HANDLEBARS,
CONTROLS
& MIRRORS

CABLES

BRAKES &
BRAKE LINES

TANKS &
OIL FILTERS

DASHES
& GAUGES

FRAMES &
SUSPENSION

FENDERS

FOOTRESTS &
FLOORBOARDS

WHEELS
& AXLES

COVERS,
LOCKS &
GENERAL

AUDIO,
COMMUNICATION
& MOUNTS



2020-1079

**BULLET 1000®
W/ SPECIAL FLASHING EFFECT**

- High light output
- Special flashing effect
- Works with 12 volt applications
- Available in gloss chrome or black
- ECE approved

PART #	DESCRIPTION
2020-1079	Gloss chrome



2020-1080

PART #	DESCRIPTION
2020-1080	Black



BULLET 1000® DARK

- Unique and homogeneous light ring with a tinted glass
- HPT® - Homogenous Projection Technology
- Kellermann HighPower LED technology
- Long life Protection Guard®, IC operated, 330kHz
- High-quality metal housing
- Suitable for 12VDC applications
- With M8 x 20 fastening screw
- ECE approved

PART #	DESCRIPTION
2020-1680	Bullet 1000 Dark



BULLET 1000® PL

- Increased safety due to improved visibility
- Replaces the existing position light as well as the indicator
- Special flashing effect
- Unique and homogeneous light ring
- Extreme light power
- HPT® - Homogenous Projection Technology
- Kellermann HighPower LED Technology
- Long life Protection Guard®, IC operated, 330 kHz
- High-quality metal housing

PART #	DESCRIPTION
2020-1401	Chrome



2020-1401



2020-1402

- Suitable for 12VDC applications
- With M8 x 20 fastening screw
- European design protection
- ECE approved

PART #	DESCRIPTION
2020-1402	Black



**BULLET 1000®
INDICATOR POSITION LIGHTS**

- High light output increases visibility
- Works for 12 volt applications
- Available in gloss chrome or black
- ECE approved

PART #	DESCRIPTION
2020-1076	Gloss chrome
2020-1077	Black



BULLET 1000® RB

- Replaces the existing rear and brake light
- Unique and homogeneous light ring
- HPT® - Homogenous Projection Technology
- Kellermann HighPower LED technology
- Long life Protection Guard®, IC operated, 330 kHz
- High-quality metal housing
- Suitable for 12VDC applications
- ECE approved

PART #	DESCRIPTION
2020-1681	Chrome

2020-1682



PART #	DESCRIPTION
2020-1682	Black



2020-1073

**BULLET 1000 DF
BRAKE/REAR LIGHTS**

- Replace existing brake and indicator lights
- High light output
- Work with 12 volt applications
- Available in gloss chrome and black
- ECE approved

PART #	DESCRIPTION
2020-1073	Gloss chrome



2020-1074

PART #	DESCRIPTION
2020-1074	Black



2040-1849



2040-1850

**BULLET SERIES
REPLACEMENT PARTS**

PART #	DESCRIPTION
2040-1849	Rigid mounting M8x40, chrome
2040-1850	Rigid mounting M8x40, black

All part numbers in **BLUE** are new for 2024.



2040-2905



JETSTREAM TURN SIGNALS

- "IC"-chip technology
- 32 MHz real time microprocessor controlled
- Kellerman HighPower LED technology
- Silent-Current, advanced Power Saving algorithm
- High measure of visibility across a wide-angle range
- Suitable for 12VDC

PART #	DESCRIPTION
2040-2905	Jetstream DF 3-in-1 rear turn signal/rear light/break light (amber/red)



2040-2906

- Flow-optimized metal housing, high-quality manufacturing
- M8 x 20 mm thread
- Sold individually
- ECE approved

PART #	DESCRIPTION
2040-2906	Jetstream front/rear turn signal (amber)




BL 2000 TURN SIGNALS

- This spectacularly bright ring-shaped indicator provides an elegant complement to your handlebars
- Features Kellermann HighPower LED technology with Long Life Protection Guard®, IC controlled, set at 330 kHz
- Designed for bikes with 12V electrical systems
- High-quality metal casing, available in black or chrome
- ECE approved
- Sold each

PART #	DESCRIPTION	PART #	DESCRIPTION
2040-1338	Black	2040-1662	Chrome



2040-1338



2040-1662



BL 1000 LED HANDLEBAR END INDICATORS

- Feature 330 kHz IC-operated Long Life Protection Guard® system, modern high power LEDs and innovative clear glass design
- Housing shape creates a clean line at the bar end
- Also dampens the vibrations of the handlebar
- Includes all necessary adapters for mounting onto most handlebar models

PART #	DESCRIPTION	PART #	DESCRIPTION
2040-0738	Chrome	2040-0739	Black



2040-0738



2040-0739

- Suitable for 12V applications
- ECE approved
- Sold each




BL 1000 DARK HANDLEBAR END INDICATOR

- Indicator is hidden behind strongly tinted glass when not in use
- Housing shape creates a clean line at the bar end
- High-performance LED technology with 330 kHz IC-operated Long Life Protection Guard® system
- Also dampens the vibrations of the handlebar
- Includes all necessary adapters for mounting onto most handlebar models

- Suitable for 12V applications
- Available in black
- ECE approved
- Sold each

PART #	DESCRIPTION
2040-0741	Black



All part numbers in **BLUE** are new for 2024.

- WINDSHIELDS
& FAIRINGS
- SADDLEBAGS
& LUGGAGE
- SEATS &
SISSY BARS
- EXHAUST
- FUEL/AIR
SYSTEMS
- ENGINE
- TRANSMISSION,
CLUTCH LINE
& DRIVELINE
- GASKETS
& SEALS
- ELECTRICAL
- LIGHTING
& LICENSE
PLATES
- HANDLEBARS,
CONTROLS
& MIRRORS
- CABLES
- BRAKES &
BRAKE LINES
- TANKS &
OIL FILTERS
- DASHES
& GAUGES
- FRAMES &
SUSPENSION
- FENDERS
- FOOTRESTS &
FLOORBOARDS
- WHEELS
& AXLES
- COVERS,
LOCKS &
GENERAL
- AUDIO,
COMMUNICATION
& MOUNTS



2040-0771



2040-0773

BL 1000 HANDLEBAR END INDICATORS

- Combine the function of an indicator with that of handlebar vibration damping
- Proven technology, classical elegance and xenon-blue reflective look
- 21W halogen lamp
- High-quality metal housing
- Suitable for 12V applications

- Available with an amber lens in brass for heavy handlebar damping or aluminum for lighter damping
- ECE approved
- Sold each

PART #	DESCRIPTION
2040-0771	Brass, highly polished chrome
2040-0773	Brass, black
2040-0775	Aluminum, satin matte honed

PART #	DESCRIPTION
2040-0776	Aluminum, polished
2040-0778	Aluminum, black



2040-0746



2040-0748



2040-0749



2040-0750



2040-0751



2040-0754



2040-0756



2040-0782



2040-0785

BL 1000 SERIES REPLACEMENT PARTS

PART #	DESCRIPTION
BL 1000/BL 1000 WHITE/BL 1000 SG/BL 1000 LED/BL 1000 PL/BL 1000 DARK	
2040-0746	BL 1000 F glass (amber) only for BL 1000
2040-0747	BL 1000 R glass (amber) only for BL 1000
2040-0748	Halogen lamp 12V/H21W BL 1000/1000 white/1000 white SG
2040-0749	Body BL 1000/1000 white/1000 white SG
2040-0750	Multi-function piece (without mounting rubber + nut)
2040-0751	Rubber adapter set (mounting rubber + nut for all BL 1000) type 1 (from 11,5 mm)
2040-0754	Earth cable with small nut for type 2
2040-0755	Earth cable with large nut for type 3

PART #	DESCRIPTION
BL 1000/BL 1000 WHITE/BL 1000 SG/BL 1000 LED/BL 1000 PL/BL 1000 DARK (CONT)	
2040-0756	BL 1000 cable with earth contact BL 1000/BL 1000 white
2030-1378	M8x20 screw (black)
2030-1379	M8x20 screw (chrome)
BL 1000 REPLACEMENT HOUSING	
2040-0780	Brass chrome highly polished
2040-0782	Brass black
2040-0784	Aluminum satin matte honed
2040-0785	Aluminum polished
2040-0787	Aluminum black



MICRO 1000 PL INDICATORS + POSITION LIGHTS

- PL versions of micro 1000 LED indicators come with additional integrated position lights
- Manually operated, modern high-performance LEDs and 330 kHz IC-based Long Life Protection Guard® system provide better visibility
- Features crystal-clear lenses for increased safety through improved visibility
- High-quality metal housing
- Suitable for 6V and 12V applications
- Replaceable flexible rubber adapter protects the indicator from vibration damage and vandalism
- M8 x 20 thread with flexible mounting and clear glass
- Suitable for all motorcycle models
- ECE approved
- Sold each

PART #	DESCRIPTION
2040-0673	Chrome



MICRO 1000 HALOGEN INDICATORS

- Combine tested halogen technology with stylish, timeless design
- Ideal companion to our BL 1000 series bar end indicators
- Excellent price/value ratio
- 6W halogen lamp with high-quality metal housing
- Suitable for 12V applications
- Replaceable flexible rubber adapter protects the indicator from vibration damage and vandalism
- M8 x 20 thread with flexible mounting and amber glass
- Suitable for all motorcycle models
- ECE approved
- Sold each

PART #	DESCRIPTION
2040-0687	Black

All part numbers in **BLUE** are new for 2024.



MICRO 1000 LED INDICATORS

- Replaces the rear as well as the front indicators
- High-power LED technology with 330 kHz IC-operated Long Life Protection Guard® system
- Compact, high-quality metal housing for reduced weight
- Replaceable flexible rubber adapter protects the indicator from vibration damage and vandalism
- Suitable for all motorcycle models
- For 6V or 12V applications
- M8 x 20 thread with flexible mounting and clear or amber glass
- ECE approved
- Sold each



MICRO 1000 DF DARK (3 IN 1)

- Replaces the existing brake lights, taillights and turn signals
- Sensational rear optics
- High-power LED technology with 330 kHz IC-operated Long Life Protection Guard® system
- Compact, high-quality metal housing for reduced weight
- Suitable for 12V applications
- Replaceable flexible rubber adapter protects the indicator from vibration damage and vandalism
- M8 x 20 thread with flexible mounting and tinted glass
- Suitable for all motorcycle models
- ECE approved
- Sold each

PART #	DESCRIPTION
2020-0552	Black



MICRO S DARK

- Strongly tinted glass but spectacularly bright
- EXtrans® - Extreme Optical Transparency Technology
- High-quality metal housing
- Suitable for 12VDC applications
- With M5 x 0,5 x 6,5 mm thread
- ECE approved

PART #	DESCRIPTION
2040-2436	Micro S dark



PART #	DESCRIPTION
2040-0684	Black w/ amber lens



MICRO 1000 DARK INDICATOR

- Strong glass tint with high-power LED technology and 330 kHz IC-operated Long Life Protection Guard® system
- Indicator is hidden behind the tinted glass when not in use
- Compact, high-quality metal housing for reduced weight
- Suitable for 12V applications
- Replaceable flexible rubber adapter protects the indicator from vibration damage and vandalism
- M8 x 20 thread with flexible mounting and clear glass
- Suitable for all motorcycle models
- ECE approved
- Sold each

PART #	DESCRIPTION
2040-0679	Black



MICRO S DF DARK

- Replaces existing rear brake lights and indicators
- Sensational new look for the rear of the motorcycle
- EXtrans® - Extreme Optical Transparency Technology
- Kellermann HighPower LED technology
- Long Life Protection Guard®, IC operated, 330 kHz
- High-quality metal housing
- Suitable for 12VDC applications
- With M5 x 0,5 x 6,5 fastening screw
- ECE approved
- Sold each

PART #	DESCRIPTION
2040-2274	Micro S DF dark

All part numbers in **BLUE** are new for 2024.

WINDSHIELDS
& FAIRINGS

SADDLEBAGS
& LUGGAGE

SEATS &
SISSY BARS

EXHAUST

FUEL/AIR
SYSTEMS

ENGINE

TRANSMISSION,
CLUTCH LINE
& DRIVELINE

GASKETS
& SEALS

ELECTRICAL

**LIGHTING
& LICENSE
PLATES**

HANDLEBARS,
CONTROLS
& MIRRORS

CABLES

BRAKES &
BRAKE LINES

TANKS &
OIL FILTERS

DASHES
& GAUGES

FRAMES &
SUSPENSION

FENDERS

FOOTRESTS &
FLOORBOARDS

WHEELS
& AXLES

COVERS,
LOCKS &
GENERAL

AUDIO,
COMMUNICATION
& MOUNTS

WINDSHIELDS
& FAIRINGS

SADDLEBAGS
& LUGGAGE

SEATS &
SISSY BARS

EXHAUST

FUEL/AIR
SYSTEMS

ENGINE

TRANSMISSION,
CLUTCH LINE
& DRIVELINE

GASKETS
& SEALS

ELECTRICAL

LIGHTING
& LICENSE
PLATES

HANDLEBARS,
CONTROLS
& MIRRORS

CABLES

BRAKES &
BRAKE LINES

TANKS &
OIL FILTERS

DASHES
& GAUGES

FRAMES &
SUSPENSION

FENDERS

FOOTRESTS &
FLOORBOARDS

WHEELS
& AXLES

COVERS,
LOCKS &
GENERAL

AUDIO,
COMMUNICATION
& MOUNTS



2020-1679



2020-1684



2020-0558



2020-0559



RHOMBUS S

- EXTRANZ® - Extreme optical transparency technology
- Kellermann HighPower LED technology
- Long Life Protection Guard®, IC operated, 330 kHz
- High-quality metal housing
- Suitable for 12VDC applications
- With M5x0, 5x6,5 mm fastening screw
- ECE approved
- Sold each

DESCRIPTION	LEFT	RIGHT
Extreme	2020-1679	2020-1683
Dark	2020-1684	2020-1685
DF dark	2020-1687 ¹	2020-1686 ¹

¹ Rear light only.



MICRO RHOMBUS EXTREME

- Extremely bright for increased safety by improving visibility
- Utilizes two LEDs for an unmatched bright flashing signal
- High-power LED technology with 330 kHz IC-operated Long Life Protection Guard® system
- Compact, high-quality metal housing for reduced weight
- Suitable for 12V applications
- Replaceable flexible rubber adapter protects the indicator from vibration damage and vandalism
- M8 x 20 screw with flexible mounting and clear glass
- Suitable for all motorcycle models and applicable on many vehicles (ATVs, car, Super 7, trailers and Quads, etc.)
- ECE approved
- Sold each

PART #	DESCRIPTION
2020-0558	Black; left front or right rear
2020-0559	Black; right front or left rear



2040-0695



2040-0696



MICRO RHOMBUS DARK INDICATORS

- Indicators are hidden behind strongly tinted glass when not in use
- High-power LED technology with 330 kHz IC-operated Long Life Protection Guard® system
- High-quality metal housing
- Suitable for 12V applications
- Replaceable flexible rubber adapter protects the indicator from vibration damage and vandalism
- ECE approved
- Sold each

PART #	DESCRIPTION
2040-0695	Black; left front or right rear
2040-0696	Black; right front or left rear



2040-0703



2040-0704



MICRO RHOMBUS DF INDICATORS + REAR/BRAKE LIGHT

- Indicator/brake/rear light combination with bright double rear lights
- High-power LED technology with 330 kHz IC-operated Long Life Protection Guard® system
- High-quality metal housing
- Suitable for 12V applications
- Replaceable flexible rubber adapter protects the indicator from vibration damage and vandalism
- M8 x 20 thread with flexible mounting and clear glass
- ECE approved
- Sold each

PART #	DESCRIPTION
2040-0703	Chrome; right rear
2040-0704	Chrome; left rear



2040-0719



2040-0725



2040-0727



2040-0728



2040-0730



2040-2319



2040-2314



2040-1094

MICRO SERIES REPLACEMENT PARTS

PART #	DESCRIPTION
2040-0719	Rigid mounting M8x20, chrome
2040-0720	Rigid mounting M8x20, black
2040-0725	40 mm flexible rubber adapter
2040-0726	20 mm flexible rubber adapter
2040-0727	Adapter M8-M12
2040-0728	Halogen lamp 12V/H6W
2040-0730	Indicator glass Micro 1000 Evo

PART #	DESCRIPTION
2040-0733	Posi-lock cable connector, 9 per set
2040-0734	Posi-lock cable connector, 5 per set
2040-2319	Mini Posi-lock cable connector, 5 per set
2040-2314	15° ball head adapter for angled applications
2040-1092	30 mm silent rubber extension
2040-1093	10mm chrome extension
2040-1094	10mm black extension

REPLACEMENT PART FOR MICRO S/RHOMBUS S/ATTO®

PART #	DESCRIPTION
2040-2466	M6 variable mounting adapter



All part numbers in **BLUE** are new for 2024.




2040-1345

2040-1347

mo.blaze DISC TURN SIGNALS

- Transparent light-emitting discs with TranzLight-Technology® that give handlebars a harmonious finish
- Features Motogadget's high-power LED technology (IntensiLED®)
- Made of scratch-resistant plastic with compact aluminum base
- ECE approved
- Sold each

PART #	DESCRIPTION	PART #	DESCRIPTION
2040-1345	Anodized black, left	2040-1347	Polished, left
2040-1346	Anodized black, right	2040-1348	Polished, right



2040-2770

2040-2771

mo.blaze tens4 2-IN-1 LED FRONT TURN SIGNALS

- CNC-machined aluminum housing
- Smallest turn signal with position light in the world
- High-power LED bulbs use Motogadget's IntensiLED® technologies plus an additional lateral beam angle provides precise illumination and intense visibility
- Three push-lock cable connectors
- M8 mounting thread; no mounting adaptor or special heat sink nut necessary
- Includes installation instructions
- ECE approved
- Sold each

PART #	DESCRIPTION
2040-2770	Anodized black, left/right
2040-2771	Polished, left/right



2040-2766

2040-2767

mo.blaze tens2 LED REAR TAILLIGHTS/BRAKE LIGHTS

- CNC-machined aluminum housing
- Smallest taillight/brake light in the world
- High-power LED bulbs use Motogadget's IntensiLED® technologies plus an additional lateral beam angle provides precise illumination and intense visibility
- Three push-lock cable connectors
- M8 mounting thread; no mounting adapter or special heat sink nut necessary
- Includes installation instructions
- ECE approved
- Sold each

PART #	DESCRIPTION
2040-2766	Anodized black, left/right
2040-2767	Polished, left/right



2040-2772

2040-2773

mo.blaze tens5 LED FRONT POSITION LIGHTS

- CNC-machined aluminum housing
- Smallest front position light in the world
- High-power LED bulbs use Motogadget's IntensiLED® technologies plus an additional lateral beam angle provides precise illumination and intense visibility
- Two push-lock cable connectors
- M8 mounting thread; no mounting adaptor or special heat sink nut necessary
- Includes installation instructions
- ECE approved
- Sold each

PART #	DESCRIPTION
2040-2772	Anodized black, left/right
2040-2773	Polished, left/right



2040-2768

2040-2769

mo.blaze tens3 3-IN-1 LED REAR TURN SIGNALS

- CNC-machined aluminum housing
- The smallest 3-in-1 rear turn signal in the world operates as a turn signal, rear light and brake light in one light element
- High-power LED bulbs use Motogadget's IntensiLED® technologies plus an additional lateral beam angle provides precise illumination and intense visibility
- Four push-lock cable connectors
- M8 mounting thread; no mounting adaptor or special heat sink nut necessary
- Includes installation instructions
- ECE approved
- Sold each

PART #	DESCRIPTION
2040-2768	Anodized black; left/right
2040-2769	Polished; left/right



2040-2764

2040-2765

mo.blaze tens1 LED FRONT/REAR TURN SIGNALS

- CNC-machined aluminum housing
- Smallest front/rear turn signal in the world
- High-power LED bulbs use Motogadget's IntensiLED® technologies plus an additional lateral beam angle provides precise illumination and intense visibility
- Two push-lock cable connectors
- M8 mounting thread; no mounting adaptor or special heat sink nut necessary
- Includes installation instructions
- ECE approved
- Sold each

PART #	DESCRIPTION
2040-2764	Anodized black, left/right
2040-2765	Polished, left/right

All part numbers in **BLUE** are new for 2024.

WINDSHIELDS
& FAIRINGSSADDLEBAGS
& LUGGAGESEATS &
SISSY BARS

EXHAUST

FUEL/AIR
SYSTEMS

ENGINE

TRANSMISSION,
CLUTCH LINE
& DRIVELINEGASKETS
& SEALS

ELECTRICAL

LIGHTING
& LICENSE
PLATESHANDLEBARS,
CONTROLS
& MIRRORS

CABLES

BRAKES &
BRAKE LINESTANKS &
OIL FILTERSDASHES
& GAUGESFRAMES &
SUSPENSION

FENDERS

FOOTRESTS &
FLOORBOARDSWHEELS
& AXLESCOVERS,
LOCKS &
GENERALAUDIO,
COMMUNICATION
& MOUNTS

- WINDSHIELDS
& FAIRINGS
- SADDLEBAGS
& LUGGAGE
- SEATS &
SISSY BARS
- EXHAUST
- FUEL/AIR
SYSTEMS
- ENGINE
- TRANSMISSION,
CLUTCH LINE
& DRIVELINE
- GASKETS
& SEALS
- ELECTRICAL
- LIGHTING
& LICENSE
PLATES
- HANDLEBARS,
CONTROLS
& MIRRORS
- CABLES
- BRAKES &
BRAKE LINES
- TANKS &
OIL FILTERS
- DASHES
& GAUGES
- FRAMES &
SUSPENSION
- FENDERS
- FOOTRESTS &
FLOORBOARDS
- WHEELS
& AXLES
- COVERS,
LOCKS &
GENERAL
- AUDIO,
COMMUNICATION
& MOUNTS



2020-1885



2020-1887

PROBEAM® REAR BULLET RINGZ™

- Direct OEM turn signal replacement
- Seven red LEDs embedded into an outer aluminum bezel with an inner cluster
- Available in a red or smoke lens
- Installs with simple two-wire hookup
- Posi Lock® connectors provided for in-line connections to replace OEM turn signal lens and bulb
- Operates as turn signal only
- Available in chrome or gloss black finishes



2020-1888

FOR 15-23 ROADMASTER, 18 ROADMASTER CLASSIC, 20-21 ROADMASTER ELITE, 16-23 SPRINGFIELD, 18-19 SPRINGFIELD DARK HORSE, 15-19 CHIEF, CHIEF CLASSIC, CHIEF DARK HORSE, 15-20 CHIEF VINTAGE, 21 VINTAGE, 15-18 CHIEFTAIN, CHIEFTAIN DARK HORSE AND 18-20 CHIEFTAIN CLASSIC MODELS

PART #	DESCRIPTION
2020-1885	Black bezel, red lens
2020-1886	Black bezel, smoke lens

PART #	DESCRIPTION
2020-1887	Chrome bezel, red lens
2020-1888	Chrome bezel, smoke lens




2020-1910

PROBEAM® UNIVERSAL DYNAMIC RINGZ™ FRONT LED TURN SIGNALS

- Outer ring of 24 white Probeam® LEDs showcase a smooth white halo that functions as a running light
- 12 center amber LEDs function as the turn signal
- When turn signal is activated, the white LEDs turn completely off for the entire turn signal cycle
- Aluminum bullet housing 79 mm L x 57 mm D (3,125" x 2,25") with 5/16" - 18 mounting stud

PART #	DESCRIPTION
FOR 15-23 SCOUT/SCOUT SIXTY AND SCOUT BOBBER MODELS	
2020-1910	Gloss black



2020-1911

- Include smoked lenses
- Sold in pairs
- Load equalizer may be required

PART #	DESCRIPTION
FOR 15-23 SCOUT/SCOUT SIXTY AND SCOUT BOBBER MODELS (CONT)	
2020-1911	Chrome



2020-1794

PROBEAM® DYNAMIC RINGZ™ FRONT TURN SIGNAL INSERTS WITH SMOKED LENSES

- Utilizing advanced LED technology, Probeam® LED turn signals maximize performance with a unique reflector technology and automotive-grade LEDs composed into a sealed unit for superior reliability
- Turn signals produce an even brighter light output with wider viewing angle
- The outer ring of 24 white Probeam® LEDs showcase a smooth white halo that functions as the running light while 12 center amber LEDs function as the turn signal



2020-1795

- When a turn signal is activated the white LEDs turn completely off for the entire turn signal cycle, providing greater visibility to the amber turn signal
- Turn signals include smoked lenses
- ECE approved
- Sold in pairs

FOR 15-20 INTERNATIONAL MODEL CHIEF, CHIEF VINTAGE, CHIEF CLASSIC, CHIEF DARK HORSE, 21 VINTAGE AND VINTAGE DARK HORSE, 15-23 SPRINGFIELD AND SPRINGFIELD DARK HORSE MODELS

PART #	DESCRIPTION
2020-1794	Black

PART #	DESCRIPTION
2020-1795	Chrome

All part numbers in **BLUE** are new for 2024.



2020-1741



2020-1742

PROBEAM® FRONT LED TURN SIGNALS

- Outer ring of 24 white ProBEAM® LEDs showcase a smooth white halo that functions as a running light
- 12 center amber LEDs function as the turn signal
- When a turn signal is activated, the white LEDs turn completely off for the entire turn signal cycle

- Aluminum bullet housing: 61 mm D x 76 mm L (2,4" x 3")
- 100% plug-and-play
- Sold in pairs

FOR 15-20 CHIEF, CHIEF VINTAGE, CHIEF CLASSIC, CHIEF DARK HORSE, 21 VINTAGE AND VINTAGE DARK HORSE, 15-23 SPRINGFIELD AND SPRINGFIELD DARK HORSE MODELS

PART #	DESCRIPTION	PART #	DESCRIPTION
2020-1741	Gloss black	2020-1742	Chrome



2020-1743



2020-1744

PROBEAM® FRONT/REAR LED TURN SIGNALS

- 24 amber single-intensity turn, automotive-grade LEDs per unit
- Aluminum bullet housing: 61 mm D x 76 mm L (2,4" x 3")

- Available in gloss black or chrome finishes
- Sold in pairs

FRONT TURN SIGNAL REPLACEMENT ON 15-20 CHIEF, CHIEF VINTAGE, CHIEF CLASSIC, CHIEF DARK HORSE, 21 VINTAGE AND VINTAGE DARK HORSE, 15-23 SPRINGFIELD AND SPRINGFIELD DARK HORSE. REAR TURN SIGNAL REPLACEMENT ON 15-23 INDIAN® ROADMASTER, 18 ROADMASTER CLASSIC, 20-21 ROADMASTER ELITE, 16-23 SPRINGFIELD, 18-19 SPRINGFIELD DARK HORSE, 15-19 CHIEF, CHIEF CLASSIC, CHIEF DARK HORSE, 15-20 CHIEF VINTAGE, 21 VINTAGE, 15-18 CHIEFTAIN, CHIEFTAIN DARK HORSE AND 18-20 CHIEFTAIN CLASSIC MODELS

PART #	DESCRIPTION	PART #	DESCRIPTION
2020-1743	Gloss black	2020-1744	Chrome



2020-1745



2020-1746



PROBEAM® REAR LED TURN SIGNALS

- 24 red single-intensity turn, automotive-grade LEDs per unit
- Aluminum bullet housing: 61 mm D x 76 mm L (2,4" x 3")
- 100% plug-and-play front turn signals
- Sold in pairs

FOR 15-23 ROADMASTER, 18 ROADMASTER CLASSIC, 20-21 ROADMASTER ELITE, 16-23 SPRINGFIELD, 18-19 SPRINGFIELD DARK HORSE, 15-19 CHIEF, CHIEF CLASSIC, CHIEF DARK HORSE, 15-20 CHIEF VINTAGE, 21 VINTAGE, 15-18 CHIEFTAIN, CHIEFTAIN DARK HORSE AND 18-20 CHIEFTAIN CLASSIC MODELS

PART #	DESCRIPTION	PART #	DESCRIPTION
2020-1745	Gloss black	2020-1746	Chrome



2020-1912



2020-1913



2020-1914



2020-2162

PROBEAM® REAR LED TURN SIGNALS

- Outer ring of 16 red LEDs that function as running lights
- 12 center red LEDs function as turn signal
- Available in chrome or black finish, smoke or red lens
- Plug-and-play

- Smart Triple Play® (PART #2050-0408) required for run/brake/turn signal function (sold separately)
- Sold in pairs

PART #	DESCRIPTION	PART #	DESCRIPTION
FOR 15-23 SCOUT/SCOUT SIXTY MODELS			
2020-1912	Black finish, smoke lens	FOR 15-23 SCOUT/SCOUT SIXTY MODELS (CONT)	
2020-1913	Chrome finish, smoke lens	2020-1915	Black finish, red lens
2020-1914	Black finish, red lens	FOR 18-23 SCOUT BOBBER/SIXTY/TWENTY/ROGUE/ROGUE SIXTY	
		2020-2162	Black finish, red lens

All part numbers in **BLUE** are new for 2024.

- WINDSHIELDS
& FAIRINGS
- SADDLEBAGS
& LUGGAGE
- SEATS &
SISSY BARS
- EXHAUST
- FUEL/AIR
SYSTEMS
- ENGINE
- TRANSMISSION,
CLUTCH LINE
& DRIVELINE
- GASKETS
& SEALS
- ELECTRICAL
- LIGHTING
& LICENSE
PLATES
- HANDLEBARS,
CONTROLS
& MIRRORS
- CABLES
- BRAKES &
BRAKE LINES
- TANKS &
OIL FILTERS
- DASHES
& GAUGES
- FRAMES &
SUSPENSION
- FENDERS
- FOOTRESTS &
FLOORBOARDS
- WHEELS
& AXLES
- COVERS,
LOCKS &
GENERAL
- AUDIO,
COMMUNICATION
& MOUNTS



2020-2022



2020-2020



2020-2023



2020-2026



DAYTONA



D-LIGHTS

- Modern LED technology
- E-marked for front/read
- Easy mount with M8 thread
- Integrated vibration damping
- Encased in metal housing
- ECE-approved

PART #	DESCRIPTION
2020-2022	LED turn signal, smoke lens
2020-2019	Stellaris LED sequential turn signal
2020-2021	Stellaris LED sequential turn signal (2-pc.)
2020-2020	Ray LED sequential turn signal
2020-2024	Sol turn signal, smoke lens

PART #	DESCRIPTION
2020-2023	Sol-W turn signal, orange lens
2020-2025	Sol-W turn signal, taillight, orange lens (2-pc.)
2020-2026	Sol-W turn signal, taillight, smoke lens (2-pc.)
2020-2183	LED turn signal (2-pc.)



2020-2048



2020-2049



OLD SCHOOL TURN SIGNALS AND 3-IN-1 INDICATORS

- Mainly used at Cult-Werk on Sportster models due to the optics, be can used on various Harley models
- High-quality power LEDs are installed in the black aluminum housing and all turn signals are supplied with E-mark
- Available as turn signals only or as 3-in-1 (rear light, brake light and turn signals)
- Measure 45 mm (1,75") x approximately 70 mm (2,75") with M10 x 1,5 mm threaded bolt

PART #	DESCRIPTION
2020-2048	For 18-23 Scout Bobber/Bobber Sixty/Bobber Twenty
2020-2049	For 15-23 Scout/Scout Sixty/Scout Twenty/Scout Rogue; 3-in-1 Indicators



REAR RED LED TURN SIGNALS

- Plug-n-play
- For use with Badlands Illuminator module PART #2050-0260; sold separately
- Sold in pairs

PART #	DESCRIPTION
2020-1279	For 14-21 Indian models (except Scout, Challenger and FTR models)



2020-1916



2020-1917



2020-1918

PROBEAM® TURN SIGNAL LENSES

- Replace OEM front and rear turn signal lenses
- Include gasket to prevent moisture
- Use stock mounting screws
- Sold in pairs

PART #	DESCRIPTION	PART #	DESCRIPTION
FOR 15-23 SCOUT/SCOUT SIXTY (EXCEPT SCOUT BOBBER MODELS)		FOR 15-23 SCOUT/SCOUT SIXTY (EXCEPT SCOUT BOBBER MODELS) (CONT)	
2020-1916	Amber	2020-1918	Smoke
2020-1917	Red		

All part numbers in **BLUE** are new for 2024.

Joker

MACHINE

REAR TURN SIGNAL ADAPTERS

- Use to mount any turn signals that mount with an 8 mm (5/16") thru-hole bolt to the license plate bracket
- CNC-machined billet aluminum construction
- Hard black finish
- 8 mm (5/16") diameter mounting bolt hole



PART #	DESCRIPTION
2040-2008	For 15-23 Scout/Scout 60/Scout Bobber/Scott Rogue models

DAYTONA

FORK CLAMP SETS

- For indicator mounting
- Constructed of aluminum

PART #	DESCRIPTION
2020-2027	For 35 mm forks
2020-2028	For 39 mm forks
2020-2029	For 41 mm forks
2020-2030	For 43 mm forks
2020-2031	For 47 mm forks



2020-2027

2020-2027

- Sold in two-piece set
- Inside groove for hidden wiring

PART #	DESCRIPTION
2020-2032	For 48 mm forks
2020-2033	For 49 mm forks
2020-2034	For 53 mm forks
2020-2035	For 57 mm forks
2020-2036	For 59 mm forks

DAYTONA

ADAPTER COLLAR M-TEN

- 2 pieces

PART #	DESCRIPTION
0504-0367	Adapter collar M-Ten



KURYAKYN

REAR FENDER STRIP LIGHTS

- Chrome housing has a gentle curve and contains a series of bright red dual-function LEDs
- Strips measure approximately 30,5 cm (12") long
- Plug-and-play wiring installation
- Install quickly using high-strength 3M™ VHB™ adhesive
- Sold in pairs

PART #	DESCRIPTION
2040-2598	For all 14-23 Indian models (except Challenger, Scout, Scout Sixty, Scout Bobber and FTR)



MACHETE™ BAG LED LIGHT

- Function and style in one stealthy package
- Comes with a lightly smoked shatterproof, polycarbonate lens with built-in optics
- Low-profile housing maintains plenty of ground clearance while cornering
- Red run, turn and brake LED lights; 40 LEDs in each light

PART #	DESCRIPTION
2040-3054	For 19-23 Chieftain/Limited/Dark Horse, 20 Chieftain 116", 20-23 Springfield Dark Horse/Chieftain Elite/Roadmaster Dark Horse, 22-23 Challenger Dark Horse/Limited/Elite, Pursuit Limited/Dark Horse, 23 Challenger, Pursuit Dark Horse/Limited w/ Premium package, Pursuit Elite, 21-23 Roadmaster Limited



- Requires plug-and play lighting controller or wiring adapter to work (sold separately)
 - No drilling required; installs easily with adhesive
- NOTE: Will not fit models with saddlebag scuff guards.

All part numbers in **BLUE** are new for 2024.

WINDSHIELDS & FAIRINGS

SADDLEBAGS & LUGGAGE

SEATS & SISSY BARS

EXHAUST

FUEL/AIR SYSTEMS

ENGINE

TRANSMISSION, CLUTCH LINE & DRIVELINE

GASKETS & SEALS

ELECTRICAL

LIGHTING & LICENSE PLATES

HANDLEBARS, CONTROLS & MIRRORS

CABLES

BRAKES & BRAKE LINES

TANKS & OIL FILTERS

DASHES & GAUGES

FRAMES & SUSPENSION

FENDERS

FOOTRESTS & FLOORBOARDS

WHEELS & AXLES

COVERS, LOCKS & GENERAL

AUDIO, COMMUNICATION & MOUNTS

- WINDSHIELDS & FAIRINGS
- SADDLEBAGS & LUGGAGE
- SEATS & SISSY BARS
- EXHAUST
- FUEL/AIR SYSTEMS
- ENGINE
- TRANSMISSION, CLUTCH LINE & DRIVELINE
- GASKETS & SEALS
- ELECTRICAL
- LIGHTING & LICENSE PLATES
- HANDLEBARS, CONTROLS & MIRRORS
- CABLES
- BRAKES & BRAKE LINES
- TANKS & OIL FILTERS
- DASHES & GAUGES
- FRAMES & SUSPENSION
- FENDERS
- FOOTRESTS & FLOORBOARDS
- WHEELS & AXLES
- COVERS, LOCKS & GENERAL
- AUDIO, COMMUNICATION & MOUNTS



DUAL-INTENSITY LOW-PROFILE SADDLEBAG LIGHTS

- 48 dual-intensity red LEDs are encased behind a red or smoke lens
- Mounts with tape
- In-line quick disconnect
- Include decorative chrome trim; gloss black trim sold separately (PART #3501-1861; see below)
- Run/brake function (Smart Triple Play® PART #2050-0319 required for run/brake/turn function, sold separately; see page 119)
- Plug-and-play technology

FOR 18-21 ROADMASTER ELITE, 16-23 SPRINGFIELD, 15-23 ROADMASTER, 18-20 CHIEFTAIN CLASSIC, 18-19 SPRINGFIELD DARK HORSE, 15-18 CHIEFTAIN, 18 CHIEFTAIN LIMITED AND CHIEFTAIN DARK HORSE MODELS

PART #	DESCRIPTION	PART #	DESCRIPTION
2040-2843	Red lens	2040-2844	Smoke lens



LOW-PROFILE BAGZ™

- Sleek low-profile design
- Mount to the top edge on OEM saddlebags
- Utilize super-bright LEDs behind a red or smoked lens
- Include run/brake functionality (except international fitments)
- In-line disconnect for quick removal of saddlebags
- Come pre-taped and include a plug-and-play wiring adapter for easy installation
- Units are completely sealed
- Sold in pairs

PART #	DESCRIPTION	PART #	DESCRIPTION
FOR 21-23 ROADMASTER LIMITED, 20-23 SPRINGFIELD DARK HORSE AND 19-23 CHIEFTAIN/CHIEFTAIN LIMITED/CHIEFTAIN DARK HORSE/CHIEFTAIN ELITE/ROADMASTER DARK HORSE MODELS			
2040-2693	Red lens	FOR INTERNATIONAL MODEL 20-23 CHALLENGER, CHALLENGER DARK HORSE, CHALLENGER LIMITED AND CHALLENGER ELITE MODELS, 22-23 PURSUIT LIMITED AND PURSUIT DARK HORSE, 19-23 CHIEFTAIN AND CHIEFTAIN LIMITED, 20-23 CHIEFTAIN DARK HORSE, CHIEFTAIN ELITE, SPRINGFIELD DARK HORSE AND ROADMASTER DARK HORSE, 21-23 ROADMASTER LIMITED MODELS	
2040-2694	Smoke lens	2040-2726	Red lens
FOR 22-23 PURSUIT LIMITED AND PURSUIT DARK HORSE MODELS		2040-2727	Smoke lens
2040-2695	Red lens		
2040-2696	Smoke lens		



GLOSS BLACK SADDLEBAG TRIM

- Upgrade the chrome decorative trim included with Custom Dynamics® Saddlebag Lights (PART #s 2040-2843, 2040-2844; sold separately) to gloss black
- Units are pre-taped for mounting and measure 26,3 cm (10³/₈")
- Sold in pairs

PART #	DESCRIPTION
3501-1861	For 18-21 Roadmaster Elite, 16-23 Springfield, 15-23 Roadmaster, 18-20 Chieftain Classic, 18-19 Springfield Dark Horse, 18 Chieftain Limited, 15-18 Chieftain and Chieftain Dark Horse models

All part numbers in **BLUE** are new for 2024.



SMART TRIPLE PLAY®

- Converts rear turn signals to run-brake-turn
- Works with LEDs or incandescent bulbs
- Ten user-selectable, built-in brake light strobe/flash patterns (user can also select no strobe/flash on brake)
- Ten user-selectable running light intensities allow user to match the running light brightness of turns to center taillight
- Ability to apply brake strobe/flash patterns on center taillight only, rear turns only, or rear turns and center taillight

PART #	DESCRIPTION
2050-0319	For 15-23 Roadmaster, 18 Roadmaster Classic, 20-21 Roadmaster Elite, 16-23 Springfield, 18-19 Springfield Dark Horse, 15-19 Chief, Chief Classic, 15-20 Chief Dark Horse, 15-20 Chief Vintage, 21 Vintage, 15-18 Chieftain, Chieftain Dark Horse and 18-20 Chieftain Classic models
2050-0408	For 15-23 Scout & Scout Sixty (do not fit Scout Bobber or Scout Rogue)



- Built-in short circuit protection
- Sealed, weathertight case
- Slimline design: 10,6 cm L x 35,56 mm W x 15 mm H (4,2" x 1,4" x 0,6")

MAGIC STROBES BRAKE LIGHT FLASHER

- 10 user-selectable flash/strobe patterns
- Overcurrent protection
- Thermal protection
- Built-in short circuit protection
- Reverse wiring protection

PART #	DESCRIPTION
2050-0282	For 21 Vintage, 20-21 Roadmaster Elite, 16-21 Springfield, 15-21 Roadmaster, 18-20 Chieftain Classic, 15-20 Chief Vintage, 18-19 Springfield Dark Horse, 15-19 Chief/Chief Classic/Chief Dark Horse and 18 Roadmaster Classic models
2050-0322	For 15-23 Scout and Scout Sixty (does not fit Scout Bobber or Scout Rogue Models)
2050-0324	For 15-23 Roadmaster, Roadmaster Limited, Roadmaster Dark Horse and Roadmaster Elite, 22-23 Pursuit Limited and Pursuit Dark Horse models with OEM trunk brake light
2050-0453	For 20-23 Challenger, Challenger Dark Horse, Challenger Limited and Challenger Elite, 22-23 Indian Pursuit Limited and Pursuit Dark Horse, 22-23 Chief, Chief Dark Horse, Chief Bobber, Chief Bobber Dark Horse, Super Chief and Super Chief Limited models
2050-0454	For 19-23 Chieftain, Chieftain Limited, Chieftain Dark Horse, Chieftain Elite and Roadmaster Dark Horse, 21-23 Roadmaster Limited, 21 Indian Vintage Dark Horse, 20 Indian Chief Dark Horse and 20-23 Springfield Dark Horse models



- 84 watts max power rating, 12VDC
- Works with stock Indian LED taillight
- Sealed, weathertight case
- Compact size: 57 mm x 32 mm x 13 mm (2,25" x 1,25" x 0,5")

HEADLIGHT ADAPTER

- Required when installing a Custom Dynamics TruBEAM® or ProBEAM® LED headlamp on 20-23 Indian models with factory OEM LED headlamp
- Plug-and-play headlamp harness
- One adapter needed per bike

PART #	FITS MODEL
2001-2291	For 20-23 Roadmaster, Roadmaster Dark Horse, Roadmaster Limited, Challenger, Challenger Dark Horse, Challenger Limited & Challenger Elite, 22-23 Pursuit Limited & Pursuit Dark Horse, 20-23 Chieftain Limited, Chieftain Elite & Chieftain Dark Horse, 20 Roadmaster Elite, 23 Chieftain, Springfield & Springfield Dark Horse models



PROBEAM® PASSING LAMP ADAPTERS

- Plug-and-play passing lamp adapters are required when installing Custom Dynamics® ProBEAM® 11,5 cm (4,5") LED passing lamps (sold separately)
- Sold in pairs

PART #	DESCRIPTION
2001-1856	For 15-23 Indian models with OEM passing lamps models



PASSING LAMP ADAPTER FOR 11,5 CM (4,5") PASSING LAMPS


- Plug-and-play H11/881 wire adapter connects to OEM incandescent passing lamp connectors
- For use with aftermarket passing lamps that use H11/811 connector
- Sold each

PART #	DESCRIPTION
2001-1571	Passing lamp adapter for 15-23 Roadmaster, 15-21 Roadmaster Classic and Roadmaster Elite

TURN SIGNAL POLARITY CONVERTERS

- Fits all turn signal circuits
- For use with multi-function, common ground aftermarket lighting products
- Sold in pairs


PART #	DESCRIPTION
2050-0410	For 15-23 Chieftain, Chieftain Dark Horse, Chieftain Limited, Chieftain Elite, Springfield, Springfield Dark Horse, Roadmaster, Roadmaster Dark Horse, Roadmaster Limited, 15-21 Chieftain Classic, Roadmaster Classic, Roadmaster Elite, 15-20 Chief, Chief Classic, Chief Dark Horse, Chief Vintage and 21 Vintage & Vintage Dark Horse. 15-23 Indian® Scout, Scout Sixty, Scout Bobber, Scout Bobber Sixty, Scout Bobber Twenty, Scout Rogue, Scout Rogue Sixty models



WIRING ADAPTER

- Plug-and-play wire harness for simple wiring of aftermarket accessories
- Provides connections to motorcycle brake, running and turn signal wires

PART #	DESCRIPTION
2020-1884	For 21 Vintage/Vintage Dark Horse, 20-23 Challenger/Challenger Dark Horse/Challenger Limited, 15-23 Chieftain, 16-19 Chieftain Dark Horse, 18-21 Chieftain Classic, 17-19 Chieftain Limited, 17-18 Chieftain Elite, 16-23 Springfield, 18-19 Springfield Dark Horse, 15-19 Roadmaster, 17-18 Roadmaster Classic, 21-23 Roadmaster Limited, 18-19 Roadmaster Elite, 18 Chief, 15-18 Chief Classic, 16-23 Chief Dark Horse, 22-23 Pursuit Limited and Pursuit Dark Horse, 22-23 Chief Bobber, Chief Bobber Dark Horse, Super Chief, Super Chief Limited and 15-20 Chief Vintage models



All part numbers in **BLUE** are new for 2024.

- WINDSHIELDS
& FAIRINGS
- SADDLEBAGS
& LUGGAGE
- SEATS &
SISSY BARS
- EXHAUST
- FUEL/AIR
SYSTEMS
- ENGINE
- TRANSMISSION,
CLUTCH LINE
& DRIVELINE
- GASKETS
& SEALS
- ELECTRICAL
- LIGHTING
& LICENSE
PLATES
- HANDLEBARS,
CONTROLS
& MIRRORS
- CABLES
- BRAKES &
BRAKE LINES
- TANKS &
OIL FILTERS
- DASHES
& GAUGES
- FRAMES &
SUSPENSION
- FENDERS
- FOOTRESTS &
FLOORBOARDS
- WHEELS
& AXLES
- COVERS,
LOCKS &
GENERAL
- AUDIO,
COMMUNICATION
& MOUNTS



STATIC/DYNAMIC SEQUENTIAL SIGNAL MODULES

- Allow for the three separate LED turn signals, installed on the rear of the bike, to flash sequentially
- LEDs will also perform brake and running light functions
- Include color-coded replacement rear fender harness and installation instructions
- Built-in load equalizer prevents rapid flashing
- Static sequential flashing: when the turn signal button is pressed, the first LED will light up followed by the second and third before all three shut off and the sequence starts again

PART #	DESCRIPTION
FOR 14-22 INDIAN MODELS (EXCEPT SCOUT, FTR)	
2050-0303	Static module

- Dynamic sequential flashing: when the turn signal button is pressed, the first LED will light up then power off, followed by the second on/off and third on/off before the sequence starts again

PART #	DESCRIPTION
FOR 14-22 INDIAN MODELS (EXCEPT SCOUT, FTR) (CONT)	
2050-0307	Dynamic module




BADLANDS ILLUMINATOR MODULE

- Designed to add running light, brake light and turn signal functions to each rear turn signal
- Features a built-in load equalizer that is perfect for switching out factory turn signals to LED versions
- Plug-n-play design for easy installation
- Includes new wiring harness for rear fender

PART #	DESCRIPTION
2050-0260	For all 14-20 Indian models (except Scout)



PART #	DESCRIPTION
2050-0290	For 15-22 Scout models



PLUG-N-PLAY ILLUMINATOR

- Provides running light function to front turn signals
- Built-in load equalizer prevents turn signals from flashing rapidly

PART #	DESCRIPTION
2050-0291	For 14-17 Indian models (except Scout)



PLUG-N-PLAY ILLUMINATOR

- Provides running light, brake light and turn signal functions to new rear turn signals
- Built-in load equalizer to prevent rapid flashing
- Includes new wiring harness for rear fender

PART #	DESCRIPTION
2050-0290	For 15-23 Scout models



KURYAKYN

PASSING LAMP ADAPTER HARNESS

- Offer easy plug-and-play installation of Kuryakyn Orbit and Phase 7 LED passing lamps
- Eliminate the hassle of cutting and splicing the stock wiring harness
- Sold in pairs

PART #	DESCRIPTION
2120-0935	For 14-23 Chieftain and Roadmaster models with OEM passing lamps



CANBUS MODULE

- Requires no cutting, splicing or soldering
- Prevents damage to your factory wiring
- Plug-and-play installation
- Allows CANbus signal to work with trailer lights
- Works with Rivco trailer wiring components

PART #	DESCRIPTION
3902-0194	For all 14-23 Indian models (except Scout, FTR)

All part numbers in **BLUE** are new for 2024.



2040-2733



2040-2731



2040-2732



i.LASH

- Ensures that flashing frequency is correct after a turn signal conversion
- Easy to install
- Trouble-free operation of all Kellermann LED indicators

PART #	DESCRIPTION
FOR 15-22 SCOUT	
2040-2733	Rear indicator/taillight/brake lights

PART #	DESCRIPTION
FOR 18-22 SCOUT BOBBER	
2040-2731	Front indicator lights
2040-2732	Rear indicator lights

POWER RESISTORS

- When changing the original indicators to LED or halogen, the indicating frequency is automatically altered
- The indicating frequency is adjusted for parallel switched power resistors
- See application chart for guidance

NOTE: When using micro 1000 DF and a light control bulb, one additional resistor at 33 ohm (PART #2040-0712) for the rear light and one additional resistor at 7,5 ohm (PART #2040-0711) for the brake light are required.



2040-0710



2040-0711

PART #	DESCRIPTION	PART #	DESCRIPTION	PART #	DESCRIPTION
2040-0710	10 ohm	2040-0711	7,5 ohm	2040-0712	33 ohm

APPLICATION CHART

POWER INTAKE OF ORIGINAL INDICATORS	MICRO 1000 HALOGEN	MICRO 1000 LED/RHOMBUS	MICRO BL 1000 LED
21W	2040-0710	2040-0711	2040-0710
10W	2040-0710	2040-0710	2040-0710



LOAD-INDEPENDENT INDICATOR RELAY

- Ideal for use with LED or halogen indicators
- In addition to regulating the indicating frequency, this relay offers the advantage of cancelling the function of the unused indicator
- Optimally suited for motorcycles with one or two indicator lights and as a replacement for two- or three-poled original relays
- Includes all necessary mounting hardware
- ECE approved



PART #	DESCRIPTION
2040-0709	Load-independent indicator relay



R1 LOAD-INDEPENDENT FLASHER RELAY

- Simple installation infed to the turn indicator switch
- Connection to flasher dashboard light also possible
- Restricts the accompanying flashing of non-activated turn indicators
- Flashes independently of load at a steady 75 pulses per minute
- Dimensions 21 mm L x 11 mm W x 6 mm H
- Suitable for turn indicator switches and motorcycles with 6- and 12-volt electrical systems
- ECE approved
- Sold each



PART #	DESCRIPTION
2020-0625	R1 Flasher relay

FLASHER RELAYS

- Suitable for vehicles with 5-9 volt or 12 volt indicator application
- Higher wattage than stock equipment

PART #	DESCRIPTION
2020-1747	5-9 volt



PART #	DESCRIPTION
2020-1748	12 volt



LED REPLACEMENT FOR H8 BULBS

- Replace Indian H8 bulbs
- 1700 lumens of total output (850 per bulb)
- Intense white light rated at 6000 Kelvin
- Plug-and-play installation using factory bulb housing
- Sold as pair



PART #	DESCRIPTION
2060-0627	H8 LED bulbs



MR16 LED REPLACEMENT BULB

- Popular MR16 LED bulb introduced in 2015 is now pushed to an additional 90 lumens
- MR16 LED bulb now delivers 490 lumens with its high-output, high-intensity LED and now has a bright 5000K color temperature
- Dimmable design of this bulb also delivers less feedback to weak radio signals, making this a great upgrade to many of Big Bike Parts Mini LED Driving Light Kits
- Sold each



PART #	DESCRIPTION
2060-0636	MR16 LED replacement bulb

All part numbers in **BLUE** are new for 2024.

WINDSHIELDS & FAIRINGS

SADDLEBAGS & LUGGAGE

SEATS & SISSY BARS

EXHAUST

FUEL/AIR SYSTEMS

ENGINE

TRANSMISSION, CLUTCH LINE & DRIVELINE

GASKETS & SEALS

ELECTRICAL

LIGHTING & LICENSE PLATES

HANDLEBARS, CONTROLS & MIRRORS

CABLES

BRAKES & BRAKE LINES

TANKS & OIL FILTERS

DASHES & GAUGES

FRAMES & SUSPENSION

FENDERS

FOOTRESTS & FLOORBOARDS

WHEELS & AXLES

COVERS, LOCKS & GENERAL

AUDIO, COMMUNICATION & MOUNTS

WINDSHIELDS
& FAIRINGS

SADDLEBAGS
& LUGGAGE

SEATS &
SISSY BARS

EXHAUST

FUEL/AIR
SYSTEMS

ENGINE

TRANSMISSION,
CLUTCH LINE
& DRIVELINE

GASKETS
& SEALS

ELECTRICAL

LIGHTING
& LICENSE
PLATES

HANDLEBARS,
CONTROLS
& MIRRORS

CABLES

BRAKES &
BRAKE LINES

TANKS &
OIL FILTERS

DASHES
& GAUGES

FRAMES &
SUSPENSION

FENDERS

FOOTRESTS &
FLOORBOARDS

WHEELS
& AXLES

COVERS,
LOCKS &
GENERAL

AUDIO,
COMMUNICATION
& MOUNTS



2030-1310



2030-2069



2030-2070



2030-2071



2030-2072



2030-2073



SLIP-INN LICENSE PLATE MOUNTS

- The new SLIP-INN opening allows easy mounting of the license plate without screws or glue
- Bright LED tag lighting in slim, high-quality aluminum housing available in black anodized or chrome finishes

PART #	DESCRIPTION	COLOR
2030-1310	For Germany	Black
2030-1311	For Germany	Chrome
2030-1953	For Germany	Black
2030-1954	For Germany	Chrome
2030-1312	For Austria	Black

PART #	DESCRIPTION	COLOR
2030-1313	For Austria	Chrome
2030-1314	For Switzerland	Black
2030-1315	For Switzerland	Chrome
2030-2069	For Spain	Black
2030-2070	For France	Black

PART #	DESCRIPTION	COLOR
2030-2071	For United Kingdom	Black
2030-2072	For Italy	Black
2030-2073	For The Netherlands	Black
2030-2074	For Sweden	Black
2030-2075	For Belgium	Black




2030-1533



SIDE-MOUNT LICENSE PLATE HOLDERS

- Fit Indian models with 25,4 mm (1") rear axle
- SLIP-INN opening for screw-less mounting of the license plate
- Integrated LED license plate; light in slim aluminum housing
- Stable arm with guaranteed ANTI-TWIST safety

PART #	COUNTRY	SIZE	DESCRIPTION
FOR 15-20 SCOUT MODELS			
2030-1525	Germany	180 mm x 200 mm	Black
2030-1951	Germany	180 mm x 200 mm	Black
2030-1527	Austria	210 mm x 170 mm	Black
2030-1529	Switzerland	180 mm x 140 mm	Black
2030-1533	Spain	220 mm x 160 mm	Black
2030-1535	France	210 mm x 130 mm	Black
2030-1531	Belgium	210 mm x 140 mm	Black
2030-1543	Sweden	170 mm x 150 mm	Black
2030-1537	United Kingdom	229 mm x 178 mm	Black
2030-1539	Italy	177 mm x 177 mm	Black
2030-1541	Netherlands	210 mm x 140 mm	Black



2030-2052

- Three different mounting options in width and invisible cable routing
- High-quality aluminum in black anodized finish
- Come in different sizes for 10 European countries
- Include all mounting material and axle nuts

PART #	COUNTRY	SIZE	DESCRIPTION
FOR 18-22 FTR MODELS			
2030-2052	Germany	180 mm x 200 mm	Black
2030-2056	Germany	180 mm x 200 mm	Black
2030-2053	Austria	210 mm x 170 mm	Black
2030-2055	Switzerland	180 mm x 140 mm	Black
2030-2057	Spain	220 mm x 160 mm	Black
2030-2058	France	210 mm x 130 mm	Black
2030-2054	Belgium	210 mm x 140 mm	Black
2030-2061	Sweden	170 mm x 150 mm	Black
2030-2062	United Kingdom	229 mm x 178 mm	Black
2030-2059	Italy	177 mm x 177 mm	Black
2030-2060	Netherlands	210 mm x 140 mm	Black

All part numbers in **BLUE** are new for 2024.

WINDSHIELDS
& FAIRINGSSADDLEBAGS
& LUGGAGESEATS &
SISSY BARS

EXHAUST

FUEL/AIR
SYSTEMS

ENGINE

TRANSMISSION,
CLUTCH LINE
& DRIVELINEGASKETS
& SEALS

ELECTRICAL

LIGHTING
& LICENSE
PLATESHANDLEBARS,
CONTROLS
& MIRRORS

CABLES

BRAKES &
BRAKE LINESTANKS &
OIL FILTERSDASHES
& GAUGESFRAMES &
SUSPENSION

FENDERS

FOOTRESTS &
FLOORBOARDSWHEELS
& AXLESCOVERS,
LOCKS &
GENERALAUDIO,
COMMUNICATION
& MOUNTS

SIDE-MOUNT LICENSE PLATE HOLDERS

- Lateral license plate holder
- The shortest license plate holder on the market guarantees you a TOP look
- Made of high-quality steel, CNC-lasered and then powdercoated in black
- Available with or without including slide-in frame for the license plate
- Includes LED license plate light with E-mark

PART #	COUNTRY	SIZE
WITH MILLED SLIDE-IN FRAME		
2030-2173 ¹	Austria	210 mm x 170 mm
2030-2199 ¹	Germany	180 mm x 200 mm
WITHOUT MILLED SLIDE-IN FRAME		
2030-2179	Austria	210 mm x 170 mm
2030-2205	Germany	180 mm x 200 mm

2030-2173

2030-2237

PART #	COUNTRY	SIZE
WITHOUT MILLED SLIDE-IN FRAME (CONT)		
2030-2190	France	210 mm x 130 mm
2030-2213	Italy	170 mm x 170 mm
2030-2230	Netherlands	210 mm x 143 mm
2030-2237	Switzerland	180 mm x 140 mm

¹ With the FL5B and FLHC/FLHCS, the license plate holder can only be used without the cases.



LICENSE PLATE MOUNT

- Constructed of highest quality aluminum
- Anodized black/silver

PART #	DESCRIPTION
2030-1500	For 19-23 FTR 1200/S



SIDE-MOUNT LICENSE PLATE

- Billet 6061-T6 construction
- Includes a bright LED license plate light
- Mounts horizontally or vertically
- Mounts on the left side of the swingarm in place of the oval axle adjuster plate
- Window size: 15 cm x 83 mm (6" x 3 1/4")
- Outside dimensions: 19 cm x 11,5 cm (7 1/2" x 4 1/2")
- Mounting holes: 14,5 cm x 70 mm (5 3/4" x 2 3/4")
- Available in a black finish

PART #	DESCRIPTION
2030-0905	For 15-21 Scout models

All part numbers in **BLUE** are new for 2024.

- WINDSHIELDS
& FAIRINGS
- SADDLEBAGS
& LUGGAGE
- SEATS &
SISSY BARS
- EXHAUST
- FUEL/AIR
SYSTEMS
- ENGINE
- TRANSMISSION,
CLUTCH LINE
& DRIVELINE
- GASKETS
& SEALS
- ELECTRICAL
- LIGHTING
& LICENSE
PLATES
- HANDLEBARS,
CONTROLS
& MIRRORS
- CABLES
- BRAKES &
BRAKE LINES
- TANKS &
OIL FILTERS
- DASHES
& GAUGES
- FRAMES &
SUSPENSION
- FENDERS
- FOOTRESTS &
FLOORBOARDS
- WHEELS
& AXLES
- COVERS,
LOCKS &
GENERAL
- AUDIO,
COMMUNICATION
& MOUNTS

KURYAKYN




CUSTOM REAR TURN SIGNAL
AND LICENSE PLATE MOUNT

- Durable steel construction
- Accepts any Kuryakyn by Kellermann LED turn signals or aftermarket turn signals that mount via M8 studs
- Provides convenient and secure mounting location for Kuryakyn rear signal splitter modules for Scout when utilizing 3-wire red/red or 4-wire red/red/amber custom turn signals
- If using 2-wire amber or red LED turn signals, separate purchase of PART #2050-0409 is required
- License plate mount can also be removed if using a separate side mount kit



PART #	DESCRIPTION
2020-1993	For 15-23 Scout models (except Scout Bobber)



LED CURVED LICENSE PLATE
FRAME WITH MOUNT

- Die-cast aluminum frame is a direct replacement that hugs the rear fender and complements surrounding OEM chrome accents
- Built-in LEDs illuminate the license plate



PART #	DESCRIPTION
2030-0974	For 14-23 Indian models (except Scout, 19-23 Chieftain, Chieftain Dark Horse, Chieftain Limited and Roadmaster Dark Horse)



CARBON FIBER
LICENSE PLATE MOUNT

- Eliminates the bulky rear "floating" turn signal, mudflap and license plate assembly for significant weight savings and a clean, race-inspired appearance
- Lightweight, strong and incredibly durable carbon fiber construction
- Accepts any aftermarket turn signals that mount via M8 stud
- Accepts stock turn signals if properly drilled (template provided)
- If using/mounting Kuryakyn by Kellermann Atto, micro S or Rhombus S turn signals, separate purchase of Kuryakyn M8 x 20 mm adapter (quantity of two) is required
- Add the Kuryakyn by Kellermann KL1 License Plate Light to complete the look



PART #	DESCRIPTION
2030-2068	For 19-23 FTR, FTR S and FTR Rally models


MOUNT CLAMPS FOR SIDE-MOUNT
LICENSE PLATE HOLDERS

- Place the license plate in a sleek, side-mount position
- Plate stays visible, holders have built-in LED license plate light
- Model-specific swingarm mounts cast from quality aluminum
- Required to install Kuryakyn side-mount license plate holders (sold separately)

2030-1196



2030-0221



PART #	DESCRIPTION
FOR 15-23 SCOUT MODELS (EXCEPT BOBBERS)	
2030-1196	Gloss black
UNIVERSAL FOR 32 MM (1 1/4") DIA. TUBING	
2030-0221	Chrome

All part numbers in **BLUE** are new for 2024.



DUAL-LED LICENSE PLATE FRAMES

- Provide: six bright-white license plate LEDs and 40 super-bright flush-mount dual-intensity red running brake LEDs
- Plate dimensions: 18,5 cm L x 11 cm W (7 1/4" x 4 1/4")
- Available in a curved style with a black or chrome finish
- Mounting hardware included



2030-1433



2030-1434

FOR 15-23 ROADMASTER, 2018 ROADMASTER CLASSIC, 20-21 ROADMASTER ELITE, 16-23 SPRINGFIELD, 18-19 SPRINGFIELD DARK HORSE, 15-19 CHIEF, CHIEF CLASSIC, 15-20 CHIEF DARK HORSE, 15-20 CHIEF VINTAGE, 21 VINTAGE, 15-18 CHIEFTAIN, CHIEFTAIN DARK HORSE AND 18-20 CHIEFTAIN CLASSIC MODELS

PART #	DESCRIPTION	PART #	DESCRIPTION
2030-1433	Black	2030-1434	Chrome

DAYTONA



LED LICENSE PLATE LIGHT

- Black LED license plate light made of high-quality ABS plastic
- E-marked
- 24 mm long M4 x P0,7 thread
- 49 mm L x 14 mm W x 19,8 mm H
- ECE-approved



PART #	DESCRIPTION
2030-2153	LED license plate light

Kellermann

high quality products made in germany



KL1 LICENSE PLATE LIGHT

- High-quality metal casing can be mounted directly to license plate
- Complete illumination of license plate with pure white light (CRI 80)
- Suitable for motorcycles with 12 volt electrical systems
- Available in black
- ECE approved
- Sold each



PART #	DESCRIPTION
2030-0796	KL1 License plate light

Kellermann

high quality products made in germany

REFLECTOR

- CNC-milled
- Lightweight construction
- Multiple possibilities for positioning
- Measures 100 x 13 mm

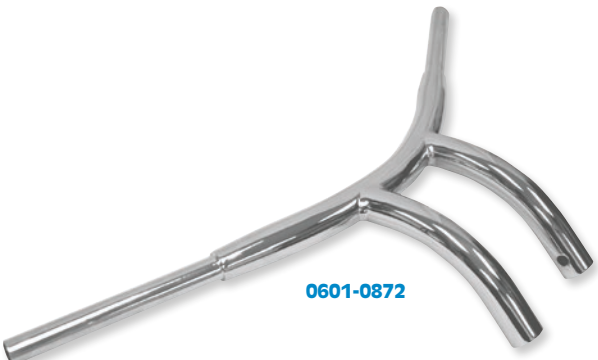


PART #	DESCRIPTION
2030-1375	Reflector

All part numbers in **BLUE** are new for 2024.



0601-0871

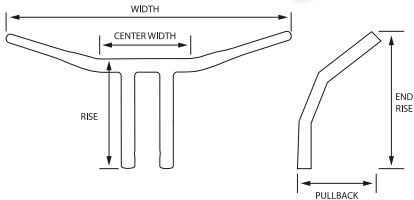


0601-0872



38 MM (1 1/2") T-BARS

- The ultimate handlebar, designed for maximum comfort
- Brilliantly show-chromed
- Accept standard 25,4 mm (1") controls
- Thread pitch: M12 x 1,25
- Mounting bolts sold separately



PART #	DESCRIPTION	HEIGHT	PULLBACK	RISER CENTER WIDTH	WIDTH
FOR 15-22 SCOUT MODELS					
0601-0871	Radius	18 cm (7")	18 cm (7")	130 mm (5 1/8")	85 cm (33 1/2")
0601-0872	Super Radius	20,5 cm (8")	38 cm (15")	130 mm (5 1/8")	85 cm (33 1/2")



0601-5589



0601-5592



32 MM (1 1/4") TWIN PEAK HANDLEBARS

- A perfect fit for your Indian Challenger
- Designed for internal wiring
- Pointed, mitered top for an aggressive look
- 32 mm (1 1/4") diameter bar looks stout installed

CHROME	DESCRIPTION	CHROME	DESCRIPTION
FOR 20-23 CHALLENGER MODELS		FOR 20-23 CHALLENGER MODELS (CONT)	
0601-5589	25,5 cm (10") chrome	0601-5591	30,5 cm (12") chrome
0601-5590	25,5 cm (10") black	0601-5592	30,5 cm (12") black



0601-5594



0601-5595



32 MM (1 1/4") PRIMEAPE HANDLEBARS

- A new twist on the conventional Ape; mitered top with a traditional two-bend bottom
- Direct bolt-on; drilled for internal wiring

PART #	DESCRIPTION	PART #	DESCRIPTION
FOR 20-23 CHALLENGER MODELS		FOR 20-23 CHALLENGER MODELS (CONT)	
0601-5593	25,5 cm (10") chrome	0601-5595	30,5 cm (12") chrome
0601-5594	25,5 cm (10") gloss black	0601-5596	30,5 cm (12") gloss black

All part numbers in **BLUE** are new for 2024.



TRASK

32 MM (1 1/4") V-LINE HANDLEBAR

- Seamless DOM mild steel construction with black powdercoated finish
- 22 mm (7/8") grip and clamping area, drilled for internal wiring and notched for TBW

PART

0601-3056

DESCRIPTION

For 15-23 Scout/Scout Sixty, 18-22 Scout Bobber



0601-4155



TRASK

32 MM (1 1/4") BRO BARS

- Made from 3 mm (0,120") wall tubing
- Dimpled and pre-drilled for internal wiring
- Measurements: 35,5 cm tall (14"), 40,5 cm pullback (16") and 91 cm wide (36")

PART

DESCRIPTION

RISE

FOR 18-23 CHIEFTAIN/ROADMASTER MODELS

0601-4843	Powdercoated black	+20,5 cm (8")
0601-4842	Chrome	+20,5 cm (8")
0601-4156	Powdercoated black	+10 cm (4")
0601-4155	Chrome	+10 cm (4")

PART

DESCRIPTION

RISE

FOR 14-17 CHIEFTAIN/ROADMASTER MODELS

0601-3730	Powdercoated black	+10 cm (4")
0601-3731	Chrome	+10 cm (4")
0601-5195	Powdercoated black	+20,5 cm (8")
0601-5194	Chrome	+20,5 cm (8")



0601-5195

ARLEN
NESS

32 MM (1 1/4") MODULAR HANDLEBARS

- Innovative 32 mm (1 1/4") steel handlebars feature billet aluminum junction clamps that rotate towards or away from the rider to set at their desired comfort needs
- Mini-Ape styling
- Multi-piece design allows for easier installation and ability to adjust bar angle to each riders preferred riding position
- Black finish

PART

DESCRIPTION

END RISE

WIDTH

CENTER WIDTH

PULLBACK

0601-3968	For 14-17 Chieftain models w/ Nav	30,5 cm (12")	97 cm (38")	38 cm (15")	Adjustable
-----------	-----------------------------------	---------------	-------------	-------------	------------

All part numbers in **BLUE** are new for 2024.WINDSHIELDS
& FAIRINGSSADDLEBAGS
& LUGGAGESEATS &
SISSY BARS

EXHAUST

FUEL/AIR
SYSTEMS

ENGINE

TRANSMISSION,
CLUTCH LINE
& DRIVELINEGASKETS
& SEALS

ELECTRICAL

LIGHTING
& LICENSE
PLATESHANDLEBARS,
CONTROLS
& MIRRORS

CABLES

BRAKES &
BRAKE LINESTANKS &
OIL FILTERSDASHES
& GAUGESFRAMES &
SUSPENSION

FENDERS

FOOTRESTS &
FLOORBOARDSWHEELS
& AXLESCOVERS,
LOCKS &
GENERALAUDIO,
COMMUNICATION
& MOUNTS

WINDSHIELDS
& FAIRINGS

SADDLEBAGS
& LUGGAGE

SEATS &
SISSY BARS

EXHAUST

FUEL/AIR
SYSTEMS

ENGINE

TRANSMISSION,
CLUTCH LINE
& DRIVELINE

GASKETS
& SEALS

ELECTRICAL

LIGHTING
& LICENSE
PLATES

HANDLEBARS,
CONTROLS
& MIRRORS

CABLES

BRAKES &
BRAKE LINES

TANKS &
OIL FILTERS

DASHES
& GAUGES

FRAMES &
SUSPENSION

FENDERS

FOOTRESTS &
FLOORBOARDS

WHEELS
& AXLES

COVERS,
LOCKS &
GENERAL

AUDIO,
COMMUNICATION
& MOUNTS



32 MM (1 1/4) KLIP HANGER HANDLEBARS

- Innovative 32 mm (1 1/4") bars present the ultimate in rider personal adjustment and fit
- Allows 12,5 cm (5") of wrist adjustments
- Unique "Knuckles" allow control/grip portions of the handlebar to be adjusted in several directions; rider can tailor to his/her exact liking
- Bar sections are manufactured from DOM tubing, 'Knuckles' are machined from 6061 billet aluminum, all hardware is stainless steel

- All feature a fully knurled riser clamp area
- All are drilled/slotted for internal wiring
- All include chromed, billet aluminum, domed bar end plugs for a finished look

NOTE: PART #s 0601-5368 and 0601-5369 will fit most 99-07 H-D models if used with 08 and later FLHT-style master cylinder.

PART #	DESCRIPTION	CENTER WIDTH	UPRIGHT BAR RISE	GRIP-TO-GRIP WIDTH
FOR 18-20 CHIEF CLASSIC, DARKHORSE, VINTAGE AND SPRINGFIELD DARKHORSE				
0601-5372	Black	35,5 cm (14")	33 cm (13")	86 cm (34")
0601-5373	Chrome	35,5 cm (14")	33 cm (13")	86 cm (34")
FOR 20-23 CHALLENGER				
0601-5374	Black	35,5 cm (14")	33 cm (13")	86 cm (34")
0601-5375	Chrome	35,5 cm (14")	33 cm (13")	86 cm (34")



32 MM (1 1/4) PRAIRIE HANDLEBAR FIT KITS

- Combine traditional beach bar styling with a more comfortable, relaxed cruising position
- Wider and lower than the stock bars on your Indian Chief Classic or Vintage, with 76,2 mm (3") more pullback for reduced reach to the handgrips and controls
- Easy to replace your stock bars by including necessary cables in the convenient Prairie Bar Fit Kit
- Available in chrome or black; cables are black in both kits



PART #	DESCRIPTION	END RISE	GRIP-TO-GRIP WIDTH	CENTER WIDTH	PULLBACK
FOR 18-23 CHIEF DARKHORSE, CHIEF VINTAGE, SPRINGFIELD, SPRINGFIELD DARKHORSE, 19-23 CHIEF CLASSIC					
0601-5370	Black	12,5 cm (5")	84 cm (33")	17 cm (6,75")	43 cm (17")
0601-5371	Chrome	12,5 cm (5")	84 cm (33")	17 cm (6,75")	43 cm (17")
FOR 14-17 CHIEF, CHIEF CLASSIC, CHIEF VINTAGE AND SPRINGFIELD					
0601-3130	Chrome	20,5 cm (8")	94 cm (37")	20,5 cm (8")	35,5 cm (14")
0601-3131	Black	20,5 cm (8")	94 cm (37")	20,5 cm (8")	35,5 cm (14")

All part numbers in **BLUE** are new for 2024.



25,4 MM (1") KLIP HANGER HANDLEBAR KITS

- The ultimate in rider personal adjustment and fit
- Innovative "Klamps" allow the control/grip portions of the handlebar to be adjusted in several directions to allow the rider to find that perfect fit
- Included handlebars manufactured from DOM tubing, clamps machined from 6061 billet aluminum, chrome hardware, polished aluminum domed bar end plugs
- 25,4" diameter (1")
- Bars are drilled and slotted for internal wiring and work with heated grips
- Bar ends are slotted for Throttle-By-Wire option
- Fully knurled center section (riser clamp area) for use with stock riser clamp set-up



Black/Chrome

PART #	DESCRIPTION
FOR 15-23 SCOUT/SCOUT SIXTY	
0601-3427	12,5 cm (5") Black/chrome
0601-3423	25,5 cm (10") Chrome/chrome

PART #	DESCRIPTION
FOR 14-16 CHIEFTAIN/ROADMASTER	
0601-3255	30,5 cm (12") Black/chrome
0601-3253	30,5 cm (12") Black/black



0601-3593

25,4 MM (1") KLASSIC HANDLEBARS

- A great choice for building a bobber, and/or just creating a vintage feel
- Low-profile bars give a more forward stance and traditional flat track style
- More aggressive position than stock bars, and they position rider's wrists/arms outward when compared to stock



0601-3592

PART #	DESCRIPTION	END RISE	WIDTH	CENTER WIDTH	PULLBACK	DIAMETER
FOR 15-23 SCOUT/SCOUT SIXTY						
0601-3593	Chrome	76 mm (3")	89 cm (35")	20,5 cm (8")	20,5 cm (8")	20,5 cm (1")
0601-3592	Black	76 mm (3")	89 cm (35")	20,5 cm (8")	20,5 cm (8")	20,5 cm (1")

All part numbers in **BLUE** are new for 2024.

WINDSHIELDS
& FAIRINGS

SADDLEBAGS
& LUGGAGE

SEATS &
SISSY BARS

EXHAUST

FUEL/AIR
SYSTEMS

ENGINE

TRANSMISSION,
CLUTCH LINE
& DRIVELINE

GASKETS
& SEALS

ELECTRICAL

LIGHTING
& LICENSE
PLATES

HANDLEBARS,
CONTROLS
& MIRRORS

CABLES

BRAKES &
BRAKE LINES

TANKS &
OIL FILTERS

DASHES
& GAUGES

FRAMES &
SUSPENSION

FENDERS

FOOTRESTS &
FLOORBOARDS

WHEELS
& AXLES

COVERS,
LOCKS &
GENERAL

AUDIO,
COMMUNICATION
& MOUNTS



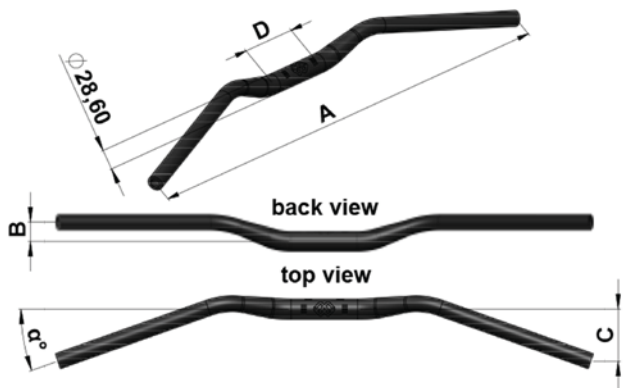
28,6 MM (1 1/8") GT OVERSIZE LOW HANDLEBARS

- Constructed from 6061 aluminum
- Sandblasted and anodized
- Available in black or gold
- Sold each
- ABE approved

NOTE: GT Oversize Low handlebars can only use 2D.GT risers with a 28,6 mm diameter clamping area, see below.

PART #	DESCRIPTION
FOR 19-23 FTR 1200/S	
0601-3145	Black

HANDLEBAR TYPE	A	B
GT Oversize Low	755 mm	86 mm



PART #	DESCRIPTION
FOR 19-23 FTR 1200/S (CONT)	
0601-3146	Gold

C	D	PULLBACK ANGLE (°)
94 mm	140 mm	24°



ACMA TOP YOKE NUT

- Lightweight, 7075 aluminum construction with an anodized finish
- Easy to use pin-interlock system to prevent it from loosening
- No special tools necessary
- M28 x 1,0 mm thread
- Sold each

NOTE: ACMA nut is designed solely for use as a top yoke nut. Do not use it on the rear axle or swingarm axle.

PART #	DESCRIPTION
FOR 19-23 FTR 1200/S	
0410-0273	Black

PART #	DESCRIPTION
FOR 19-23 FTR 1200/S (CONT)	
0410-0276	Red



2D.GT HANDLEBAR RISER

- Revolutionary design effectively assists in finding the perfect handlebar position for your ride
- Risers provide unseen adjustability and styling through up, down, forward and backward movements
- Raises handlebars 6 mm
- Forward and backward adjustable 7 mm in each direction
- Includes adjustable speedometer holder

PART #	DESCRIPTION
0602-1093	For 19-23 FTR 1200/S



50,8 MM (2") PIVOTING BAR RISERS

- 50,8 mm (2") of rise
- 32 mm (1 1/4") stem
- Accept 32 mm (1 1/4") handlebar
- Bring the stock handlebar location back toward the rider by approximately 50,8 mm (2")
- These risers are a great option for riders who want to get more upright in the seat and/or get weight off of their arms, neck, and shoulders
- Work with stock cables on the Indian Chieftain/Roadmaster
- Riser positioning will be limited by the large OEM fairing assembly
- Black anodized finish

NOTE: Will not work on 17-23 models with Ride Command. US Patent #6,920,806.

PART #	DESCRIPTION
0602-0908	For 12-23 Chieftain/Roadmaster



All part numbers in **BLUE** are new for 2024.

PSR

ANTHEM PRO LEVERS

- The ultimate performance lever for V-Twin motorcycles
- Unbreakable spring-loaded hinge and folding lever design
- Adjustable from stock length to Shorty 38 mm (1,5") shorter
- Micro-Adjuster for precise custom ergonomics
- CNC-machined from high-quality aluminum
- Available in black with black Micro-Adjuster
- Sold as a set

PART #	DESCRIPTION
0610-2276	For 22 Pursuit, 20-22 Challenger, 18-22 Chieftain/Springfield/Roadmaster, 18-21 Chief Vintage, 18-20 Chief Dark Horse, 18-19 Chief Classic,
0610-2277	For 22 Chief/Chief Bobber
0610-2275	For 17-22 Scout/Scout Sixty, 18-22 Scout Bobber, 20-22 Scout Bobber Sixty/Scout Bobber Twenty, 22 Scout Rogue/Scout Rogue Sixty



0610-2276



0610-2136



0610-2137



0610-2139

PSR

ADJUSTABLE LEVERS AND SETS

- Easily adjust lever to bar reach for individual riders (limited inward adjustment)
- CNC-machined from high quality aluminum
- Available in black, chrome or contrast black
- Lever sets sold in pairs; replacement levers sold each


DESCRIPTION	LEVER SET	REPL. CLUTCH LEVER	DESCRIPTION	LEVER SET	REPL. CLUTCH LEVER
FOR 20-22 CHALLENGER, 18-22 CHIEF, 18-22 CHIEFTAIN, 22 PURSUIT, 18-22 SPRINGFIELD, 18-22 ROADMASTER			FOR 17-22 SCOUT/SCOUT SIXTY, 18-22 SCOUT BOBBER, 20-22 SCOUT BOBBER SIXTY/SCOUT BOBBER TWENTY, 22 SCOUT ROGUE/SCOUT ROGUE SIXTY		
Anthem, chrome	0610-2140	-	Anthem, chrome	0610-2137	-
Anthem, black	0610-2141	0613-1860	Anthem, black	0610-2138	-
Anthem, contrast	0610-2142	-	Anthem, contrast	0610-2139	-
Journey, chrome	0610-2135	0613-1854	Journey, chrome	0610-2133	-
Journey, black	0610-2136	-	Journey, black	0610-2134	-



MAXIMUM PERFORMANCE LEVERS

- Optimal shape and lever length for perfect control
- Features bowden cable convertible mounts; both the lever ratio and response of bowden cable clutches can be adjusted
- Precise and smooth lever adjustment
- Available in black
- Sold each
- ABE approved

PART #	DESCRIPTION	PART #	DESCRIPTION
0613-1280	FOR 19-23 FTR 1200/S Brake	0613-1884	FOR 19-23 FTR 1200/S (CONT) Clutch



0613-1280

0613-1884

All part numbers in **BLUE** are new for 2024.


- WINDSHIELDS
& FAIRINGS
- SADDLEBAGS
& LUGGAGE
- SEATS &
SISSY BARS
- EXHAUST
- FUEL/AIR
SYSTEMS
- ENGINE
- TRANSMISSION,
CLUTCH LINE
& DRIVELINE
- GASKETS
& SEALS
- ELECTRICAL
- LIGHTING
& LICENSE
PLATES
- HANDLEBARS,
CONTROLS
& MIRRORS
- CABLES
- BRAKES &
BRAKE LINES
- TANKS &
OIL FILTERS
- DASHES
& GAUGES
- FRAMES &
SUSPENSION
- FENDERS
- FOOTRESTS &
FLOORBOARDS
- WHEELS
& AXLES
- COVERS,
LOCKS &
GENERAL
- AUDIO,
COMMUNICATION
& MOUNTS



CLUTCH AND BRAKE LEVERS

- CNC-machined from 6061 billet aluminum with a chrome-plated or black anodized finish
- Finger indents for a comfortable grip
- Uses stock mounting hardware
- Sold each

PART #	DESCRIPTION
FOR 15-16 SCOUT/SCOUT SIXTY	
CLUTCH LEVERS (REPL. OEM #5139545/1021514-658)	
0613-1356	Black
BRAKE LEVERS (REPL. OEM #2205842/2205843)	
0614-1112	Black
0614-1113	Chrome



KURYAKYN

PHANTOM LEVERS

- Feature a sculpted concave design that offers maximum leverage when engaging the clutch or front brake
- Constructed from A380 aluminum
- Direct replacement for stock with easy installation
- Dished design provides leverage for any sized hands to effortlessly actuate the clutch or front brake
- Available in chrome or gloss black finish

PART #	DESCRIPTION
FOR 18-23 INDIAN MODELS (EXCEPT SCOUT, FTR)	
0610-2105	Chrome
0610-2106	Gloss black



PART #	DESCRIPTION
FOR 14-17 INDIAN MODELS (EXCEPT SCOUT)	
0610-2103	Chrome
0610-2104	Gloss black

KURYAKYN

LEGACY LEVERS

- Direct replacements for stock levers deliver clean, classic styling to match the smooth lines of the Indian Scout
- Aluminum construction with premium gloss black finish
- Clutch and brake lever placement is similar to stock
- Minimalist styling for a clean alternative to the stock levers



PART #	DESCRIPTION
0610-2098	For 15-16 Scout models

All part numbers in **BLUE** are new for 2024.



FRINGED LEATHER LEVER COVERS

- Black leather lever covers feature 30,5 cm (12") L fringe
- Fit any of the larger, cruiser-style replacement levers
- Sold in pairs



PART #
DS-243062

DESCRIPTION
Fringed leather lever covers



MASTER CYLINDER RESERVOIR COVER

- Made of CNC-milled aluminum
- Installs quickly and easily
- Features four colored inserts (gold, silver, blue and red), which can be installed to fit individual preferences



PART #
0602-0886

DESCRIPTION
For 19-23 FTR 1200/S

0610-1970



0610-1971



WARRIOR FRONT BRAKE MASTER CYLINDER COVERS

- CNC-machined from 6061 billet aluminum
- Mounting hardware included

FOR 15-23 SCOUT MODELS

PART #	DESCRIPTION
0610-1970	Black anodized

PART #	DESCRIPTION
0610-1971	Chrome



HAND GUARDS

- Stylish wind protection for your hands
- Mounts are E-coated aluminum, guards are rubber-isolated
- Made of aircraft-grade Lucite® in black opaque
- Comes with black mounting

PART #	DESCRIPTION
0635-2301	For 22-23 Chief/Chief Bobber
0635-1578	For 15-23 Scout/Scout Sixty

PART #	DESCRIPTION
0635-1577	For 19-23 Scout Bobber



All part numbers in **BLUE** are new for 2024.

WINDSHIELDS
& FAIRINGS

SADDLEBAGS
& LUGGAGE

SEATS &
SISSY BARS

EXHAUST

FUEL/AIR
SYSTEMS

ENGINE

TRANSMISSION,
CLUTCH LINE
& DRIVELINE

GASKETS
& SEALS

ELECTRICAL

LIGHTING
& LICENSE
PLATES

HANDLEBARS,
CONTROLS
& MIRRORS

CABLES

BRAKES &
BRAKE LINES

TANKS &
OIL FILTERS

DASHES
& GAUGES

FRAMES &
SUSPENSION

FENDERS

FOOTRESTS &
FLOORBOARDS

WHEELS
& AXLES

COVERS,
LOCKS &
GENERAL

AUDIO,
COMMUNICATION
& MOUNTS

WINDSHIELDS
& FAIRINGS

SADDLEBAGS
& LUGGAGE

SEATS &
SISSY BARS

EXHAUST

FUEL/AIR
SYSTEMS

ENGINE

TRANSMISSION,
CLUTCH LINE
& DRIVELINE

GASKETS
& SEALS

ELECTRICAL

LIGHTING
& LICENSE
PLATES

HANDLEBARS,
CONTROLS
& MIRRORS

CABLES

BRAKES &
BRAKE LINES

TANKS &
OIL FILTERS

DASHES
& GAUGES

FRAMES &
SUSPENSION

FENDERS

FOOTRESTS &
FLOORBOARDS

WHEELS
& AXLES

COVERS,
LOCKS &
GENERAL


AUDIO,
COMMUNICATION
& MOUNTS



0630-3048




0630-3049



0630-3050



0630-3051



0630-3052



0630-3053



VANS V-TWIN LOCK-ON GRIPS

- The Vans V-Twin Lock-On Grip System feature the classic Vans® waffle sole pattern and are built to deliver an amazing riding experience
- 100% slip-free performance guaranteed
- In-molded throttle tube with integrated application specific throttle actuation
- Billet aluminum Lock-On™ style clutch side clamp eliminates the need for grip glue or safety setscrews, providing simple installation and removal

- T15 Torx bolts provide extra secure clamping for solid, twist-free mounting
- Proprietary medium-compound durometer improves overall comfort and durability
- 130 mm overall grip length with flange

PART #	DESCRIPTION
FOR 18-23 INDIAN TOURING MODELS W/ TBW	
0630-3048	Black
0630-3049	Black/Silver
0630-3050	Red

PART #	DESCRIPTION
FOR 18-23 INDIAN TOURING MODELS W/ TBW (CONT)	
0630-3051	Graphite/Gunmetal
0630-3052	Brown/ Black
0630-3053	Gum/Black



0630-2866



0630-2867



0630-2697



0630-2698



0630-2699

HART-LUCK SIGNATURE LOCK-ON GRIP SETS

- Moto-inspired grip system specifically designed for your Indian Touring bike
- Proprietary medium-compound materials provide excellent durability and comfort
- Full-waffle moto-pattern reduces vibration and provides improved grip in all conditions
- Heavily knurled base-pattern delivers solid traction and control

- Billet aluminum clutch-side clamp ensures 100% slip-free security (eliminates the need for setscrews)
- T15 Torx bolts ensure extra-secure clamping for solid, twist-free mounting
- Available in a variety of grip/clamp colors

PART #	DESCRIPTION
FOR 18-23 INDIAN TOURING MODELS W/ TBW	
0630-2866	Black/red
0630-2867	Black/silver
0630-2697	Black/black

PART #	DESCRIPTION
FOR 18-23 INDIAN TOURING MODELS W/ TBW (CONT)	
0630-2698	Black/gun metal
0630-2699	Black/bronze

All part numbers in **BLUE** are new for 2024.

KURYAKYN



0630-1839



0630-1868

SPEAR GRIPS

- Grip housings are cast aluminum with a chrome-plated finish
- Embedded, soft EPDM rubber inserts provide sure grip in all conditions, reduce vibration and allow airflow
- Sold in pairs

NOTE: Not compatible with OEM heated grips where heat element is in the grips.

PART #	DESCRIPTION
FOR 14-17 CHIEF CLASSIC/CHIEFTAIN/DARK HORSE/SPRINGFIELD/VINTAGE	
0630-1839	Chrome/black

PART #	DESCRIPTION
FOR 15-23 SCOUT	
0630-1840	Chrome/black
0630-1868	Black

GLOSS BLACK KINETIC GRIPS

- Designed to keep moving forward with the latest in styling and vibration-isolating technology
- Aluminum body and EPDM rubber to help ride with less fatigue and more control in a modern design
- Sold in pairs



PART #	DESCRIPTION
0630-1823	For 15-23 Scout models



0630-2364



0630-2367

UNIVERSAL HEX GRIPS

- Contoured to fit perfectly in your hands for unbeatable comfort
- Ergonomic design features a widened diameter for thumb, index, and middle fingers, and a tapered outer profile for ring and pinky fingers to match the natural shape of your hands
- Premium, durable EPDM rubber compound will not harden, crack or wear over time and provides an ultra soft, cushiony feel for all-day vibration damping comfort

PART #	DESCRIPTION
FOR 25,4 MM (1") HANDLEBARS	
0630-2364	Chrome
0630-2365	Satin black

- Combination of smooth and "hex" shaped embossed rubber provides amazing grip and distinct styling
- Available with chrome or satin black aluminum collars and end caps
- Feature bar-mounted end caps that can be easily replaced with bar end mirrors or weights
- Sold in pairs

NOTE: Throttle sleeve not included.

PART #	DESCRIPTION
FOR 22 MM (7/8") HANDLEBARS	
0630-2367	Satin black

All part numbers in **BLUE** are new for 2024.

- WINDSHIELDS
& FAIRINGS
- SADDLEBAGS
& LUGGAGE
- SEATS &
SISSY BARS
- EXHAUST
- FUEL/AIR
SYSTEMS
- ENGINE
- TRANSMISSION,
CLUTCH LINE
& DRIVELINE
- GASKETS
& SEALS
- ELECTRICAL
- LIGHTING
& LICENSE
PLATES
- HANDLEBARS,
CONTROLS
& MIRRORS
- CABLES
- BRAKES &
BRAKE LINES
- TANKS &
OIL FILTERS
- DASHES
& GAUGES
- FRAMES &
SUSPENSION
- FENDERS
- FOOTRESTS &
FLOORBOARDS
- WHEELS
& AXLES
- COVERS,
LOCKS &
GENERAL
- AUDIO,
COMMUNICATION
& MOUNTS



0630-2543



0630-2541



0630-2371

KURYAKYN

THRESHER GRIPS

- Combine a soft, shark tooth-inspired, knurled rubber texture with an ergonomic profile that contours to the shape of your hands for unbeatable comfort and control
- Features a wider diameter for thumb, index and middle fingers and a tapered outer profile for ring and pinky
- Premium, durable EPDM rubber compound will not harden, crack or wear over time and provides an ultra-soft, "cushiony" feel for all-day vibration-dampening comfort

PART #	DESCRIPTION
FOR 18-23 CHIEF CLASSIC, CHIEFTAIN, DARK HORSE, SPRINGFIELD AND VINTAGE MODELS	
0630-2543	Chrome
0630-2544	Satin black
FOR 14-17 CHIEF CLASSIC, CHIEFTAIN, DARK HORSE, SPRINGFIELD AND VINTAGE MODELS	
0630-2371	Satin black

- Assembled with OEM-specific throttle tube and feature a "glueless" clutch grip offering easy installation or removal for handlebar swaps
- Available in chrome or satin black with aluminum trim
- Sold in pairs

PART #	DESCRIPTION
FOR 15-23 SCOUT/SCOUT SIXTY/BOBBER MODELS	
0630-2541	Chrome
0630-2542	Satin black
FOR UNIVERSAL APPLICATIONS W/ 25,4 MM (1") HANDLEBARS	
0630-2407	Satin black

KURYAKYN

RIOT GRIPS

- Grips have MX styling for a thin profile and aggressive look
- Grip housings are cast aluminum
- Soft, durable premium EPDM rubber grip compound inserts
- Trim rings are cast aluminum with a blasted black finish
- Sold in pairs



PART #	DESCRIPTION
0630-2093	For 15-23 Scout, Scout Sixty models



DIAMONDBACK GRIPS

- Universal fitment for 22 mm (7/8") and 25,4 mm (1") handlebars
- Embossed Burly Brand logo
- Available in Black
- Provides a secure and comfortable grip for improved control and stability on the road
- Bold and stylish look, perfect for making a statement on your motorcycle
- Improves overall ride experience, providing a confident grip for any type of ride

PART #	DESCRIPTION
0630-3089	For 22 mm (7/8") handlebars

0630-3089



PART #	DESCRIPTION
0630-3090	For 25,4 mm (1") handlebars

All part numbers in BLUE are new for 2024.



0630-2565



0630-2570



0630-2566

AIR CUSHIONED GRIPS

- Feature ergonomic seamless rubber grip technology
- A special core bar creates air pockets inside the grip body which dampens vibrations
- Billet aluminum end caps and collars
- Fit 25,4 mm (1") handlebars

PART #	DESCRIPTION
FOR 18-23 CHIEF VINTAGE, SPRINGFIELD, CHIEFTAIN, AND ROADMASTER	
0630-2565	3-ring, chrome
0630-2568	3-ring, black anodized
0630-2567	Spike, chrome

- Available with chrome or black anodized finishes
- Sold in pairs
- Matching pegs sold separately

PART #	DESCRIPTION
FOR 18-23 CHIEF VINTAGE, SPRINGFIELD, CHIEFTAIN, AND ROADMASTER (CONT)	
0630-2570	Spike, black anodized
0630-2566	3-ring, chrome w/ throttle boss
0630-2569	3-ring, black anodized w/ throttle boss

GEL GRIPS

- Ergonomic grip
- Soft, gel rubber
- Tacky, rubber feel
- Vibration dampening
- Billet aluminum ends

PART #	DESCRIPTION
FOR 18-23 CHIEF VINTAGE, SPRINGFIELD, CHIEFTAIN, AND ROADMASTER	
0630-2576	3-ring, chrome
0630-2575	3-ring, black anodized



0630-2576



0630-1511

PART #	DESCRIPTION
FOR ALL 14-17 INDIAN MODELS (EXCEPT SCOUT)	
0630-1510	Chrome
0630-1511	Black anodized

CUSTOM CONTOUR GRIPS

- Manufactured with Kraton® rubber
- Features a very soft serrated texture to help hang on to your bike
- Finished with 6061 billet aluminum end caps and collars
- Sold in pairs

PART #	DESCRIPTION
FOR 18-23 CHIEF VINTAGE, SPRINGFIELD, CHIEFTAIN, AND ROADMASTER	
0630-2571	Custom contour, chrome
0630-2573	Custom contour, anodized



0630-2571



0630-2574

PART #	DESCRIPTION
FOR 18-23 CHIEF VINTAGE, SPRINGFIELD, CHIEFTAIN, AND ROADMASTER (CONT)	
0630-2572	Custom contour spike, chrome
0630-2574	Custom contour spike, anodized

MEMORY FOAM GRIPS

- The softest, most durable, chemical resistant grips on the market today
- A true vibration dampening grip
- 38 mm (1,5") diameter and 11,5 cm (4,6") inside length
- Chrome or black anodized aluminum ends
- Sold in pairs

PART #	DESCRIPTION
FOR 14-17 INDIAN MODELS (EXCEPT SCOUT)	
0630-1904	Black anodized
FOR 15-23 SCOUT MODELS	
0630-1905	Chrome
0630-1906	Black anodized



0630-1904




0630-2578


PART #	DESCRIPTION
FOR 18-23 CHIEF VINTAGE, SPRINGFIELD, CHIEFTAIN, AND ROADMASTER	
0630-2578	Chrome
0630-2577	Black anodized

All part numbers in **BLUE** are new for 2024.

- WINDSHIELDS & FAIRINGS
- SADDLEBAGS & LUGGAGE
- SEATS & SISSY BARS
- EXHAUST
- FUEL/AIR SYSTEMS
- ENGINE
- TRANSMISSION, CLUTCH LINE & DRIVELINE
- GASKETS & SEALS
- ELECTRICAL
- LIGHTING & LICENSE PLATES
- HANDLEBARS, CONTROLS & MIRRORS
- CABLES
- BRAKES & BRAKE LINES
- TANKS & OIL FILTERS
- DASHES & GAUGES
- FRAMES & SUSPENSION
- FENDERS
- FOOTRESTS & FLOORBOARDS
- WHEELS & AXLES
- COVERS, LOCKS & GENERAL
- AUDIO, COMMUNICATION & MOUNTS



0630-1502




0630-1505



AIR CUSHIONED HEATED AND NON-HEATED GRIPS

- Feature billet end caps and rings with ergonomic Avon seamless rubber grip technology
- Designed with a very soft, tacky and durable material
- Fit 25,4 mm (1") handlebars (unless noted)
- Available in chrome or black anodized design with or without throttle boss



0631-0227



0631-0223

PART #	DESCRIPTION
FOR ALL 14-17 CHIEFTAIN MODELS	
NON-HEATED	
0630-1496 ¹	3-ring, chrome
0630-1502 ¹	3-ring, black-anodized
0630-1504 ¹	Spike, black-anodized
0630-1497 ¹	3-ring, chrome w/ throttle boss
0630-1503 ¹	3-ring, black-anodized w/ throttle boss
0630-1505 ¹	Excalibur, black-anodized
HEATED	
0631-0225	3-ring, black-anodized

PART #	DESCRIPTION
FOR ALL 14-17 CHIEFTAIN MODELS (CONT)	
HEATED (CONT)	
0631-0227	Spike, black-anodized
0631-0223	3-ring, chrome w/ throttle boss
0631-0226	3-ring, black-anodized w/ throttle boss
FOR 15-22 SCOUT MODELS	
HEATED	
0631-0215	3-ring, black-anodized
0631-0217	Spike, black-anodized

¹ For 22 mm (7/8") bars



0631-0230



0631-0218



0631-0219



0631-0221



CUSTOM CONTOUR HEATED GRIPS

- Feature 6061 billet end caps and collars
- Designed with a very soft, tacky and durable Kraton rubber construction
- Available in chrome or black anodized design
- Sold in pairs

PART #	DESCRIPTION
FOR ALL 14-17 CHIEFTAIN MODELS W/ 22 MM (7/8") BARS	
0631-0229	Black anodized
0631-0230	Spike, chrome
0631-0231	Spike, black anodized

PART #	DESCRIPTION
FOR 15-22 SCOUT MODELS W/ 25,4 MM (1") BARS	
0631-0218	Chrome
0631-0219	Black anodized
0631-0221	Spike, black anodized



HEATED GRIP XTENSION HARNESS

- 61 cm (24") wire harness extension
- Plug-n-play



PART #	DESCRIPTION
2120-0892	For 14-22 Indian models (except Scout, FTR)

All part numbers in **BLUE** are new for 2024.



FRINGED LEATHER GRIP COVERS

- Black leather grip covers with 30,5 cm (12") L fringe for grips on 25,4 mm (1") bars
- Available for rubber-covered grips
- Sold in pairs; grips not included

DAYTONA

HANDLEBAR END PLUG

- For inner diameter: 14-19 mm
- Outer diameter: 30 mm
- Double function; can also be used as a bar-end mirror adapter

KURYAKYN

MECHANICAL CRUISE ASSIST

- Looks like a bar end weight
- Spring-loaded tensioner inside holds the throttle in position once you set it with your little finger
- Easy throttle shut-down – just roll the throttle forward to disengage
- Optional matching clutch bar end weight available separately
- For use with OEM or Kuryakyn ISO®, Flame or Transformer grips

NOTE: Proper installation may require cutting a 15,9 mm (5/8") hole in the end of your OEM grip. Handlebars must have open ends.



FUSION ALLOY THROTTLE TUBE

- Durable 6061 aluminum
- Hard-anodized black finish
- Integrated PTFE sleeve delivers smooth throttle pull and return
- Geared for Indian Throttle-By-Wire housing

DAYTONA

GRIP SPACERS

- Made from neoprene
- Outer diameter measures 50 mm
- Inner diameter measures 22 or 26 mm
- Thickness: 5 mm
- Slit for hand-cut
- Sold in pairs



PART #
DS-243060

DESCRIPTION
For rubber grips



PART #
0634-0597

DESCRIPTION
Handlebar end plug

0634-0198



PART #

DESCRIPTION

FOR USE W/ 22 MM (7/8") or 25,4 MM (1") DIA. HANDLEBARS W/ OPEN ENDS

0634-0197

Cruise assist

0634-0198

Clutch bar end weight



PART #
0632-0855

DESCRIPTION
For 18-23 Chief and Touring models



PART #
0632-0880

DESCRIPTION
Grip spacers

All part numbers in **BLUE** are new for 2024.

WINDSHIELDS
& FAIRINGS

SADDLEBAGS
& LUGGAGE

SEATS &
SISSY BARS

EXHAUST

FUEL/AIR
SYSTEMS

ENGINE

TRANSMISSION,
CLUTCH LINE
& DRIVELINE

GASKETS
& SEALS

ELECTRICAL

LIGHTING
& LICENSE
PLATES

**HANDLEBARS,
CONTROLS
& MIRRORS**

CABLES

BRAKES &
BRAKE LINES

TANKS &
OIL FILTERS

DASHES
& GAUGES

FRAMES &
SUSPENSION

FENDERS

FOOTRESTS &
FLOORBOARDS

WHEELS
& AXLES

COVERS,
LOCKS &
GENERAL

AUDIO,
COMMUNICATION
& MOUNTS

- WINDSHIELDS
& FAIRINGS
- SADDLEBAGS
& LUGGAGE
- SEATS &
SISSY BARS
- EXHAUST
- FUEL/AIR
SYSTEMS
- ENGINE
- TRANSMISSION,
CLUTCH LINE
& DRIVELINE
- GASKETS
& SEALS
- ELECTRICAL
- LIGHTING
& LICENSE
PLATES
- HANDLEBARS,
CONTROLS
& MIRRORS
- CABLES
- BRAKES &
BRAKE LINES
- TANKS &
OIL FILTERS
- DASHES
& GAUGES
- FRAMES &
SUSPENSION
- FENDERS
- FOOTRESTS &
FLOORBOARDS
- WHEELS
& AXLES
- COVERS,
LOCKS &
GENERAL
- AUDIO,
COMMUNICATION
& MOUNTS



0640-1432

mo.view RACE
XL MIRRORS

- CNC-machined from solid aluminum with stainless steel screws and glass-free mirror
- Weightless design features convex mirror with no edge or frame
- Mirror is resistant to corrosion, oxidation and scratching; approx. 4,5 mm thick
- Can be mounted on left or right side; above or below 22 mm or 25,4 mm handlebar end with included 12 mm W clamp
- Measures 129 mm dia.; 180 mm long stem
- ECE approved
- Sold each for left or right side

PART #	DESCRIPTION
0640-1432	mo.view race xl mirror; left side
0640-1433	mo.view race xl mirror; right side



0640-1349

mo.view RACE MIRRORS

- CNC-machined from solid aluminum with stainless steel screws and glass-free mirror
- Weightless design features convex mirror with no edge or frame
- Mount above or below 22 mm or 25,4 mm handlebar end with included 12 mm W clamp
- Resistant to corrosion, oxidation and scratching; approx. 4,5 mm thick
- Measures 129 mm W x 80 mm H; stem length 150 mm
- ECE approved
- Sold each for left or right side

PART #	DESCRIPTION
0640-1349	mo.view race mirror; left side
0640-1350	mo.view race mirror; right side



0640-1350



mo.view SPORT XL MIRROR

- CNC-machined from solid aluminum with stainless steel screws and glass-free mirror
- Weightless design features convex mirror with no edge or frame
- Mirror is resistant to corrosion, oxidation and scratching; approx. 4,5 mm thick
- Can be mounted on left or right side; above or below 22 mm or 25,4 mm handlebar end with included 12 mm W clamp
- Measures 122 mm dia.; 180 mm long stem
- ECE approved
- Sold each

PART #	DESCRIPTION
0640-1431	mo.view sport xl mirror



mo.view SPORT MIRROR

- CNC-machined from solid aluminum with stainless steel screws and glass-free mirror
- Weightless design features convex mirror with no edge or frame
- Can be mounted on left or right side; above or below 22 mm or 25,4 mm handlebar end with included 12 mm W clamp
- Mirror is resistant to corrosion, oxidation and scratching; approx. 4,5 mm thick
- Measures 122 mm W x 83 mm H; stem length 150 mm
- ECE approved
- Sold each

PART #	DESCRIPTION
0640-1348	mo.view sport mirror



mo.view CLUB XL MIRROR

- CNC-machined from solid aluminum with stainless steel screws and glass-free mirror
- Weightless design features convex mirror with no edge or frame
- Mirror is resistant to corrosion, oxidation and scratching; approx. 4,5 mm thick
- Can be mounted on left or right side; above or below 22 mm or 25,4 mm handlebar end with included 12 mm W clamp
- Measures 114 mm dia.; 180 mm long stem
- ECE approved
- Sold each

PART #	DESCRIPTION
0640-1430	mo.view club xl mirror



mo.view CLUB MIRROR

- CNC-machined from solid aluminum with stainless steel screws and glass-free mirror
- Weightless design features convex mirror with no edge or frame
- Can be mounted on left or right side; above or below 22 mm or 25,4 mm handlebar end with included 12 mm W clamp
- Mirror is resistant to corrosion, oxidation and scratching; approx. 4,5 mm thick
- Measures 114 mm W x 80 mm H; stem length 150 mm
- ECE approved
- Sold each

PART #	DESCRIPTION
0640-1347	mo.view club mirror

All part numbers in **BLUE** are new for 2024.

mo.VIEW CLASSIC XL MIRROR

- CNC-machined from solid aluminum with stainless steel screws and glass-free mirror
- Weightless design features convex mirror with no edge or frame
- Mirror is resistant to corrosion, oxidation and scratching; approx. 4,2 mm thick
- Can be mounted on left or right side; above or below 22 mm or 25,4 mm handlebar end with included 12 mm W clamp
- Measures 96 mm dia.; 180 mm long stem
- ECE approved
- Sold each



PART #
0640-1429

DESCRIPTION
mo.view classic xl mirror

mo.VIEW CLASSIC MIRROR

- CNC-machined from solid aluminum with stainless steel screws and glass-free mirror
- Weightless design features convex mirror with no edge or frame
- Can be mounted on left or right side; above or below 22 mm or 25,4 mm handlebar end with included 12 mm W clamp
- Mirror is resistant to corrosion, oxidation and scratching; approx. 4,2 mm thick
- Measures 96 mm dia.; stem length 150 mm
- ECE approved
- Sold each



PART #
0640-1346

DESCRIPTION
mo.view classic mirror

mo.VIEW SPY MIRROR

- CNC-machined from solid aluminum with stainless steel screws and glass-free mirror
- Weightless design features convex mirror with no edge or frame
- Mirror is resistant to corrosion, oxidation and scratching; approx. 4 mm thick
- Can be mounted left or right side; above or below 22 mm handlebar end with included 8 mm W clamp
- Measures 75 mm dia.; 61 mm long stem
- Sold each



PART #
0640-1494

DESCRIPTION
mo.view spy mirror

mo.VIEW CAFE MIRROR

- CNC-machined from solid aluminum with stainless steel screws and glass-free mirror
- Weightless design features convex mirror with no edge or frame
- Mirror is resistant to corrosion, oxidation and scratching; approx. 4,2 mm thick
- Can be mounted on left or right side; above or below 22 mm or 25,4 mm handlebar end with included 12 mm W clamp
- Measures 96 mm dia.; 61 mm long stem
- ECE approved
- Sold each



PART #
0640-1352

DESCRIPTION
mo.view cafe mirror

mo.VIEW ROAD MIRROR

- CNC-machined from solid aluminum with stainless steel screws and glass-free mirror
- Weightless design features convex mirror with no edge or frame
- Can be mounted on left or right side; above or below 22 mm or 25,4 mm handlebar end with included 12 mm W clamp
- Mirror is resistant to corrosion, oxidation and scratching; approx. 4,5 mm thick
- Measures 114 mm W x 80 mm H; stem length 110 mm
- ECE approved
- Sold each



PART #
0640-1353

DESCRIPTION
mo.view road mirror

mo.VIEW BLADE MIRROR

- CNC-machined from solid aluminum with stainless steel screws and glass-free mirror
- Weightless design features convex mirror with no edge or frame
- Mirror is resistant to corrosion, oxidation and scratching; approx. 4 mm thick
- Can be mounted left or right side; above or below 22 mm handlebar end with included 8 mm W clamp
- Measures 100 mm dia.; 61 mm long stem
- Sold each



PART #
0640-1495

DESCRIPTION
mo.view blade mirror

mo.VIEW FLIGHT MIRROR

- CNC-machined from solid aluminum with stainless steel screws and glass-free mirror
- Weightless design features convex mirror with no edge or frame
- Can be mounted on left or right side; above or below 22 mm or 25,4 mm handlebar end with included 12 mm W clamp
- Mirror is resistant to corrosion, oxidation and scratching; approx. 4,5 mm thick
- Measures 122 mm W x 83 mm H; stem length 110 mm
- ECE approved
- Sold each



PART #
0640-1351

DESCRIPTION
mo.view flight mirror

All part numbers in **BLUE** are new for 2024.

WINDSHIELDS
& FAIRINGS

SADDLEBAGS
& LUGGAGE

SEATS &
SISSY BARS

EXHAUST

FUEL/AIR
SYSTEMS

ENGINE

TRANSMISSION,
CLUTCH LINE
& DRIVELINE

GASKETS
& SEALS

ELECTRICAL

LIGHTING
& LICENSE
PLATES

HANDLEBARS,
CONTROLS
& MIRRORS

CABLES

BRAKES &
BRAKE LINES

TANKS &
OIL FILTERS

DASHES
& GAUGES

FRAMES &
SUSPENSION

FENDERS

FOOTRESTS &
FLOORBOARDS

WHEELS
& AXLES

COVERS,
LOCKS &
GENERAL

AUDIO,
COMMUNICATION
& MOUNTS


motogadget



mo.VIEW STREET FLIP BAR END MIRROR

- Mirror face and arms are CNC-machined from billet aluminum
- Lightweight, frame-less design
- Swivel mirror joint with defined detent angles at 45 ° intervals allows the mirror to be pivoted upwards without changing any settings
- Perfect for narrow passages, trailers or tight fits in the garage
- The mo.view street flip is slightly larger than the mo.view spy and fits perfectly with our bar end blinkers, mo.grip, mo.grip soft, mo.switch and mo.switch mini
- Mounts above or below the handlebars
- Fits left or right side
- Measures 96 mm dia.; 61 mm long stem
- Sold each

PART #	DESCRIPTION
0640-1696	mo.view street flip bar end mirror



mo.VIEW PACE FLIP BAR END MIRROR

- Mirror face and arms are CNC-machined from billet aluminum
- Lightweight, frame-less design with high-viewing-angle arrowhead shape
- Swivel mirror joint with defined detent angles at 45 ° intervals allows the mirror to be pivoted upwards without changing any settings
- Perfect for narrow passages, trailers or tight fits in the garage
- The mo.view pace flip is slightly larger than the mo.view street and fits perfectly with our bar end blinkers, mo.grip, mo.grip soft, mo.switch and mo.switch mini
- Mounts above or below the handlebars
- Fits left or right side
- Measures 100 mm dia.; 61 mm long stem
- Sold each

PART #	DESCRIPTION
0640-1698	mo.view pace flip bar end mirror



mo.VIEW CRUISE FLIP BAR END MIRROR

- Mirror face and arms are CNC-machined from billet aluminum
- Lightweight, frame-less design
- Swivel mirror joint with defined detent angles at 45 ° intervals allows the mirror to be pivoted upwards without changing any settings
- Perfect for narrow passages, trailers or tight fits in the garage
- The mo.view cruise flip is slightly larger than the mo.view street and fits perfectly with our bar end blinkers, mo.grip, mo.grip soft, mo.switch and mo.switch mini
- Mounts above or below the handlebars
- Fits left or right side
- Measures 100 mm dia.; 61 mm long stem
- Sold each

PART #	DESCRIPTION
0640-1697	mo.view cruise flip bar end mirror

mo.VIEW SCREW KIT

- Enables the mounting of all mo.view and mo.view xl mirrors (with 150 mm and 180 mm stem) to the H-D standard mounting, to M10 x 1,5 right-hand thread, to M10 x 1,25 right-hand thread, and to M10 x 1,25 left-hand thread
- Sold in 4-pack



mo.VIEW STREET MIRROR

- CNC-machined from solid aluminum with stainless steel screws and glass-free mirror
- Weightless design features convex mirror with no edge or frame
- Mirror is resistant to corrosion, oxidation and scratching; approx. 4,2 mm thick
- Can be mounted on left or right side; above or below 22 mm or 25,4 mm handlebar end with included 10 mm W clamp
- Measures 96 mm dia.; 72 mm long stem
- ECE approved
- Sold each

PART #	DESCRIPTION
0640-1426	mo.view street mirror



mo.VIEW PACE MIRROR

- CNC-machined from solid aluminum with stainless steel screws and glass-free mirror
- Weightless design features convex mirror with no edge or frame
- Mirror is resistant to corrosion, oxidation and scratching; approx. 4,5 mm thick
- Can be mounted on left or right side; above or below 22 mm or 25,4 mm handlebar end with included 10 mm W clamp
- Measures 122 mm dia.; 72 mm long stem
- ECE approved
- Sold each

PART #	DESCRIPTION
0640-1428	mo.view pace mirror



mo.VIEW CRUISE MIRROR

- CNC-machined from solid aluminum with stainless steel screws and glass-free mirror
- Weightless design features convex mirror with no edge or frame
- Mirror is resistant to corrosion, oxidation and scratching; approx. 4,5 mm thick
- Can be mounted on left or right side; above or below 22 mm or 25,4 mm handlebar end with included 10 mm W clamp
- Measures 114 mm dia.; 72 mm long stem
- ECE approved
- Sold each

PART #	DESCRIPTION
0640-1427	mo.view cruise mirror



PART #	DESCRIPTION
0641-0255	Stainless steel

All part numbers in **BLUE** are new for 2024.

DAYTONA**D-MIRRORS TYPE-3**

- Simple and minimal design
- Aluminum bodies and stems
- Mirrors measure 156 mm L x 99 mm H
- E-marked
- Sold each

BAR-END MOUNT

- Includes adapter rings for direct mounting to 22,2 mm or 25,4 mm handlebars

ROD MOUNT

- Screws M10 x P1,25 (Left-hand and right-hand threads) included

PART #	DESCRIPTION	MIRROR POSITION
0640-1527	Round, bar-end mount	R/L
0640-1530	Round, rod mount	R/L

0640-1527

**D-MIRRORS TYPE-4**

- Simple and minimal design
- Aluminum bodies and stems
- Mirrors measure 156 mm L x 99 mm H
- E-marked
- Sold each

BAR-END MOUNT

- Includes adapter rings for direct handlebar mounting (22,2 mm or 25,4 mm)

ROD MOUNT

- Screws M10 x P1,25 (left-hand and right-hand threads) included

PART #	DESCRIPTION	MIRROR POSITION
0640-1528	Bar-end mount, hexagon	R/L
0640-1531	Rod mount, hexagon	R/L

0640-1531

**D-MIRRORS TYPE-5**

- Simple and minimal design
- Mirrors measure 156 mm L x 99 mm H
- Aluminum bodies and stems
- E-marked
- Sold each

BAR-END MOUNT

- Includes adapter rings for direct mounting to 22,2 mm or 25,4 mm handlebars

ROD MOUNT

- Adapter M10 x P1,25 (right-hand and left-hand threads) included

PART #	DESCRIPTION	MIRROR POSITION
0640-1529	Bar-end mount	R/L
0640-1532	Rod mount	R/L

0640-1529

**D-MIRRORS TYPE-6**

- Simple and minimal design
- Mirror length and angle designed for Harley Davidson bikes
- Mirrors measure 138 mm L x 87 mm H
- E-marked
- Sold each

SHORT AND LONG BAR-END MOUNTS

- Aluminum bodies and stems
- Inner diameter clamps measure 30mm
- Include two spacers (22,2 and 25,4 mm) for direct mounting
- Optional bar end-adapters can be used

ROD MOUNTS

- Aluminum housing and steel stems
- Adapter M10 x P1,25 (right-hand and left-hand threads) and Harley included

PART #	DESCRIPTION	MIRROR POSITION
0640-1533	Bar-end mount, short	R/L
0640-1534	Bar-end mount, long	R/L
0640-1539	Rod mount	R
0640-1540	Rod mount	L

0640-1533

**D-MIRRORS TYPE-7**

- Simple and minimal design
- Mirrors measure 138 mm L x 87 mm H
- E-marked
- Sold each

SHORT AND LONG BAR-END MOUNTS

- Aluminum housings and stems
- Inner diameter clamps measure 30 mm
- Include two spacers (22,2 and 25,4 mm) for direct mounting
- Optional bar end adapters can be used

ROD MOUNTS

- Aluminum housings and steel stems
- Adapter M10 x P1,25 (right-hand or left-hand threads) and Harley included

PART #	DESCRIPTION	MIRROR POSITION
0640-1535	Bar-end mount, short	R/L
0640-1536	Bar-end mount, long	R/L
0640-1541	Rod mount (standard type)	R
0640-1542	Rod mount (standard type)	L

0640-1536

**D-MIRRORS TYPE-8**

- Simple and minimal design
- Mirrors measure 138 mm L x 87 mm H
- E-marked
- Sold each

SHORT AND LONG BAR-END MOUNTS

- Aluminum housings and stems
- Inner diameter clamps measure 30 mm
- Include two spacers (22,2 and 25,4 mm) for direct mounting
- Optional bar end adapters can be used

ROD MOUNT

- Aluminum housings and steel stems
- Adapter M10 x P1,25 (right-hand or left-hand threads) and Harley included

PART #	DESCRIPTION	MIRROR POSITION
0640-1537	Bar-end mount, short	R/L
0640-1538	Bar-end mount, long	R/L
0640-1543	Rod mount	R/L
0640-1544	Rod mount	L

0640-1538

All part numbers in **BLUE** are new for 2024.WINDSHIELDS
& FAIRINGSSADDLEBAGS
& LUGGAGESEATS &
SISSY BARS

EXHAUST

FUEL/AIR
SYSTEMS

ENGINE

TRANSMISSION,
CLUTCH LINE
& DRIVELINEGASKETS
& SEALS

ELECTRICAL

LIGHTING
& LICENSE
PLATES**HANDLEBARS,
CONTROLS
& MIRRORS**

CABLES

BRAKES &
BRAKE LINESTANKS &
OIL FILTERSDASHES
& GAUGESFRAMES &
SUSPENSION

FENDERS

FOOTRESTS &
FLOORBOARDSWHEELS
& AXLESCOVERS,
LOCKS &
GENERALAUDIO,
COMMUNICATION
& MOUNTS

WINDSHIELDS
& FAIRINGS

SADDLEBAGS
& LUGGAGE

SEATS &
SISSY BARS

EXHAUST

FUEL/AIR
SYSTEMS

ENGINE

TRANSMISSION,
CLUTCH LINE
& DRIVELINE

GASKETS
& SEALS

ELECTRICAL

LIGHTING
& LICENSE
PLATES

HANDLEBARS,
CONTROLS
& MIRRORS

CABLES

BRAKES &
BRAKE LINES

TANKS &
OIL FILTERS

DASHES
& GAUGES

FRAMES &
SUSPENSION

FENDERS

FOOTRESTS &
FLOORBOARDS

WHEELS
& AXLES

COVERS,
LOCKS &
GENERAL

AUDIO,
COMMUNICATION
& MOUNTS

DAYTONA

D-MIRRORS TYPE-9

- Simple and minimal design
- Mirrors measure 113 mm L x 104 mm H
- E-marked
- Sold in pairs

SHORT AND LONG BAR-END MOUNTS

- ABS housings and aluminum stems
- Inner diameter clamps measure 30 mm
- Include two spacers (22,2 and 25,4 mm) for direct mounting
- Optional bar-end adapters can be used

ROD MOUNT

- ABS housings and steel stems
- Includes three adapters for direct mounting



PART #	DESCRIPTION	MIRROR POSITION
0640-1545	Bar-end mount, short	R/L
0640-1546	Bar-end mount, long	R/L
0640-1547	Rod mount	R/L



D-MIRRORS TYPE-10

- Simple and minimal design
- Mirrors measure 133 mm L x 104 mm H
- E-marked
- Sold in pairs

SHORT AND LONG BAR-END MOUNTS

- ABS housings and aluminum stems
- Inner diameter clamps measure 30 mm
- Include two spacers (22,2 and 25,4 mm) for direct mounting

ROD MOUNT

- ABS housings and steel stems
- Includes three adapters (one left-hand side, two right-hand side) for direct mounting

PART #	DESCRIPTION	MIRROR POSITION
0640-1548	Short, bar-end mount	R/L
0640-1549	Long, bar-end mount	R/L
0640-1550	Rod mount	R/L



D-MIRRORS TYPE-11

- Simple and minimal design
- ABS housings and aluminum and stems
- Mirrors measure 165 mm L x 90 mm H
- E-marked
- Sold each

PART #	DESCRIPTION	MIRROR POSITION
0640-1551	Fairing set, cowl type	L
0640-1552	Fairing set, cowl type	R
0640-1553	Stem set	L
0640-1554	Stem set	R



D-MIRRORS TYPE-12

- Simple and minimal design
- ABS housings and aluminum stems
- Mirrors measure 166 mm L x 92 mm H
- E-marked
- Sold each

PART #	DESCRIPTION	MIRROR POSITION
0640-1555	Fairing set, cowl type	L
0640-1556	Fairing set, cowl type	R
0640-1557	Stem set	L
0640-1558	Stem set	R



D-MIRRORS TYPE-20

- Simple and minimal design
- Aluminum bodies and stems; flat and thin mirror housings
- Mirror measures 132 mm L x 91 mm H
- E-marked
- Sold each

PART #	DESCRIPTION	MIRROR POSITION
0640-1705	Flat square, stem mount	R
0640-1708	Flat square, stem mount	L



D-MIRRORS TYPE-21

- Simple and minimal design
- Aluminum bodies and stems; housing thickness measures approx. 5 mm
- Mirror measures 100 mm in diameter
- Adapter M10 x P1,25 included
- E-marked
- Sold each

PART #	DESCRIPTION	MIRROR POSITION
0640-1706	Round, stem mount	L
0640-1707	Round, stem mount	R



D-MIRRORS TYPE-22

- Simple and minimal design
- Aluminum bodies and stems
- Mirrors measure 124 mm L x 83 mm H
- E-marked
- Sold each

PART #	DESCRIPTION	MIRROR POSITION
0640-1709	Stem mount, teardrop	R/L
0640-1710	Stem mount, hexagon	R/L



All part numbers in **BLUE** are new for 2024.



0640-1666



0640-1667



0640-1668

MICRO MIRRORS WITH V2 CUT-OUT STEMS

- Constructed from billet aluminum with a stainless steel pivot that rides in a unique nylon bushing
- Mirrors never lose adjustment or rust at the pivot
- Include all necessary mounting hardware

- Micro head measures 11,5 cm x 7,6 cm (4,5" x 3")
- V2 cut-out stem measures 14 cm x 5,8 cm (5,5" x 2,5")
- Sold each

PART #	DESCRIPTION
LEFT-HAND SIDE	
0640-1665	Chrome
0640-1666	Black
0640-1667	Gold


PART #	DESCRIPTION
RIGHT-HAND SIDE	
0640-1668	Chrome
0640-1669	Black
0640-1670	Gold



0640-1671



0640-1675



0640-1676

MINI MIRRORS WITH V2 CUT-OUT STEMS

- Constructed from billet aluminum with a stainless steel pivot that rides in a unique nylon bushing
- Mirrors never lose adjustment or rust at the pivot
- Include all necessary mounting hardware

- Mini tear drop head measures 11,5 cm x 7 cm (4,5" x 2,75")
- V2 cut-out stem measures 14 cm x 5,8 cm (5,5" x 2,5")
- Sold each

PART #	DESCRIPTION
LEFT-HAND SIDE	
0640-1671	Chrome
0640-1672	Black
0640-1673	Gold

PART #	DESCRIPTION
RIGHT-HAND SIDE	
0640-1674	Chrome
0640-1675	Black
0640-1676	Gold



0640-1090



0640-1091

KURYAKYN

HEAVY INDUSTRY CUSTOM MIRRORS

- Mirror heads measure approximately 15 cm W x 7,5 cm L (6" x 3")
- Mirror stems measure 15 cm L (6"); position the mirror approximately 9 cm (4") above and 13 cm (5 1/2") outward from the mirror mount

- Mounting hardware included
- Sold in pairs

NOTE: Not compatible with Kuryakyn handlebar dress up kits.

PART #	DESCRIPTION
0640-1089	Chrome w/ chrome accents
0640-1090	Satin black w/ satin black accents

PART #	DESCRIPTION
0640-1091	Chrome w/ satin black accents
0640-1092	Satin black w/ chrome accents

All part numbers in **BLUE** are new for 2024.

WINDSHIELDS
& FAIRINGS

SADDLEBAGS
& LUGGAGE

SEATS &
SISSY BARS

EXHAUST

FUEL/AIR
SYSTEMS

ENGINE

TRANSMISSION,
CLUTCH LINE
& DRIVELINE

GASKETS
& SEALS

ELECTRICAL

LIGHTING
& LICENSE
PLATES

HANDLEBARS,
CONTROLS
& MIRRORS

CABLES

BRAKES &
BRAKE LINES

TANKS &
OIL FILTERS

DASHES
& GAUGES

FRAMES &
SUSPENSION

FENDERS

FOOTRESTS &
FLOORBOARDS

WHEELS
& AXLES

COVERS,
LOCKS &
GENERAL

AUDIO,
COMMUNICATION
& MOUNTS

KURYAKYN



0640-1369



0640-1370

HEX MIRRORS

- Striking display of fit, finish and functionality
- Wide, angular mirror heads offer excellent field of vision and are accented by smooth, beveled edges for a clean, custom look
- Machined stainless steel ball and nylon socket provide smooth pivoting for easy adjustability and secure positioning

PART #	DESCRIPTION
0640-1369	Chrome

- Mirror head measures: 14 cm x 8,9 cm (5 1/2" x 3 1/2")
- Mirror stems position heads 11,5 cm (4 1/2") out and 7,6 cm (3") above mounting location
- Die-cast aluminum construction offered in chrome or satin black
- Sold in pairs

PART #	DESCRIPTION
0640-1370	Satin black



0640-1313



0640-1314

PHANTOM MIRRORS

- Aggressive angular design for a true custom appearance without sacrificing rearview vision
- Mirror heads and stems are made from premium forged aluminum, with a machined stainless steel ball and nylon socket that provide smooth pivoting for easy adjustability and secure positioning
- Convex mirror glass provides larger field of vision

PART #	DESCRIPTION
0640-1313	Chrome

- Mirror heads measure 70 mm (2 3/4") tall x 12 cm (4 3/4") wide
- Direct replacement for H-D applications
- Requires 70 mm (2 3/4") depth x 16 mm (5/8") of open bar end
- Compatible with OEM or Kuryakyn grips
- Sold in pairs

PART #	DESCRIPTION
0640-1314	Gloss black

PHANTOM BAR-END MIRRORS

- Aggressive design widens rearview visibility and incorporates convex glass for a greater field of vision
- Made from premium forged aluminum, with a machined stainless steel ball and nylon socket that provide smooth pivoting for easy adjustability and secure positioning
- Convex mirror glass provides larger field of vision
- Mirror heads measure 70 mm tall x 12 cm wide (2 3/4" x 4 3/4")
- Fit 25,4 mm or 22 mm (1" or 7/8") handlebars with hollow bar ends
- Requires 70 mm (2 3/4") depth x 16 mm (5/8") of open bar end
- Compatible with OEM or Kuryakyn grips
- Available in black anodized finish
- Sold in pairs



PART #	DESCRIPTION
0640-1312	Phantom bar-end mirrors

All part numbers in **BLUE** are new for 2024.



MIRROR EXTENSION

- Significantly improves the rider's field of vision
- Securely holds mirrors, even at high speeds
- Multiple mounting options to match any bike
- CNC-milled, aluminum construction
- 40 mm total extension
- ABE approved



PART #	DESCRIPTION
0641-0238	For 16-21 Scout/Scout Sixty, 19-20 FTR1200

KURYAKYN

RAISED MIRROR ADAPTERS

- Provide a raised mirror mount location when mounting Kuryakyn mirrors
- Raise mirror mounting position approximately 38 mm (1 1/2")
- Allow clearance from brake master cylinder and greatly improve visibility
- Quality stainless steel construction
- Fit all Indian models
- Sold in pairs



PART #	DESCRIPTION	PART #	DESCRIPTION
0641-0178	Stainless steel	0641-0213	Satin black



0641-0315



0641-0317



0641-0324



0641-0326



0641-0330



0641-0330



0641-0332



0641-0334

DAYTONA

MIRROR PLUG BOLTS

- CNC mirror hole plug bolts
- With M10 x P1,25 thread anodized

PART #	DESCRIPTION	PART #	DESCRIPTION	PART #	DESCRIPTION
17 MM X 11 MM		17 MM X 11 MM (CONT)		15 MM X 11 MM (CONT)	
0641-0313	Black left mirror plug bolt	0641-0320	Orange right mirror plug bolt	0641-0326	Gold right mirror plug bolt
0641-0314	Black right mirror plug bolt	15 MM X 11 MM		0641-0329	Silver left mirror plug bolt
0641-0315	Gunmetal left mirror plug bolt	0641-0321	Red left mirror plug bolt	0641-0330	Silver right mirror plug bolt
0641-0316	Gunmetal right mirror plug bolt	0641-0322	Red right mirror plug bolt	0641-0331	Black left mirror plug bolt
0641-0317	Red left mirror plug bolt	0641-0323	Blue left mirror plug bolt	0641-0332	Black right mirror plug bolt
0641-0318	Red right mirror plug bolt	0641-0324	Blue right mirror plug bolt	0641-0333	Titanium left mirror plug bolt
0641-0319	Orange left mirror plug bolt	0641-0325	Gold left mirror plug bolt	0641-0334	Titanium right mirror plug bolt

All part numbers in **BLUE** are new for 2024.

WINDSHIELDS
& FAIRINGS

SADDLEBAGS
& LUGGAGE

SEATS &
SISSY BARS

EXHAUST

FUEL/AIR
SYSTEMS

ENGINE

TRANSMISSION,
CLUTCH LINE
& DRIVELINE

GASKETS
& SEALS

ELECTRICAL

LIGHTING
& LICENSE
PLATES

HANDLEBARS,
CONTROLS
& MIRRORS

CABLES

BRAKES &
BRAKE LINES

TANKS &
OIL FILTERS

DASHES
& GAUGES

FRAMES &
SUSPENSION

FENDERS

FOOTRESTS &
FLOORBOARDS

WHEELS
& AXLES

COVERS,
LOCKS &
GENERAL

AUDIO,
COMMUNICATION
& MOUNTS



FEATHERLIGHT CLUTCH CABLES

- Marine-grade stainless steel inner wire that runs through a PTFE liner
- Reduced friction provides a light action, easing pressure on the hand, especially in stop/start traffic and during long rides
- PTFE lining removes the need for lubrication
- "Bird cage" process is applied to inner wire, allowing solder to penetrate the weave of the cable and making the bond with the nipple much stronger

PART #	DESCRIPTION
0652-2582	For 15-23 Scout, Scout Sixty, Scout Bobber Twenty
0652-2583	For 18-23 Scout Bobber, Scout Bobber Sixty


0652-2582



PART #	DESCRIPTION
0652-2584	For 14-22 Chief, Chieftain, Springfield, Roadmaster



1132-1523



1132-1550



XR HIGH EFFICIENCY CLUTCH CABLES

- Magnum XR clutch cables offer a great fit and excellent quality at an economical price
- Fitments for Scout, Chief and Challenger models
- Available in stock and plus lengths
- Three color choices; clear-coated stainless with chrome fittings or OE style black vinyl with either chrome or black chrome-plated fittings
- Fittings are polished and chrome or black chrome-plated
- Braided Stainless Steel Cables are coated with a non-yellowing, crystal-clear PVC outer jacket for exceptional protection against scuffing paint or chrome
- Low-effort, high-efficiency cable design for OE type fitment, construction and endurance
- All clutch cables are factory lubricated for smooth, consistent, long lasting operation



1132-1555

STAINLESS STEEL/CHROME									
FITS MODEL	OEM #	STOCK LENGTH	STOCK	+51 MM (+2")	+102 MM (+4")	+152 MM (+6")	+203 MM (+8")	+254 MM (+10")	
For 14-20 Chief, Chieftain, Springfield, Roadmaster	7082130	170,5 cm (67 1/8")	1132-1523	1132-1524	1132-1525	1132-1526	1132-1527	-	
For 20-23 Challenger	7082637	147 cm (57 7/8")	1132-1534	1132-1535	-	-	1132-1538	-	
For 15-23 Scout, Scout Sixty	7082099, 7082203	170 cm (66 7/8")	1132-1529	1132-1530	1132-1531	1132-1532	1132-1533	-	
For 18-23 Scout Bobber/Bobber 20/Bobber 60	7082318	165 cm (64 7/8")	1132-1528	1132-1529	1132-1530	1132-1531	1132-1532	1132-1533	
BLACK/CHROME									
FITS MODEL	OEM #	STOCK LENGTH	STOCK	+51 MM (+2")	+102 MM (+4")	+152 MM (+6")	+203 MM (+8")	+254 MM (+10")	
For 14-20 Chief, Chieftain, Springfield, Roadmaster	7082130	170,5 cm (67 1/8")	1132-1539	1132-1540	1132-1541	1132-1542	1132-1543	-	
For 20-23 Challenger	7082637	147 cm (57 7/8")	1132-1550	1132-1551	-	-	1132-1554	-	
For 15-23 Scout, Scout Sixty	7082099, 7082203	170 cm (66 7/8")	1132-1545	1132-1546	1132-1547	1132-1548	1132-1549	-	
For 18-23 Scout Bobber/Bobber 20/Bobber 60	7082318	165 cm (64 7/8")	1132-1544	1132-1545	1132-1546	1132-1547	1132-1548	1132-1549	
BLACK/BLACK									
FITS MODEL	OEM #	STOCK LENGTH	STOCK	+51 MM (+2")	+102 MM (+4")	+152 MM (+6")	+203 MM (+8")	+254 MM (+10")	
For 14-20 Chief, Chieftain, Springfield, Roadmaster	7082130	170,5 cm (67 1/8")	1132-1555	1132-1556	1132-1557	1132-1558	1132-1559	-	
For 20-23 Challenger	7082637	147 cm (57 7/8")	-	1132-1567	1132-1568	1132-1569	1132-1570	-	
For 15-23 Scout, Scout Sixty	7082099, 7082203	170 cm (66 7/8")	1132-1561	1132-1562	1132-1563	1132-1564	1132-1565	-	
For 18-23 Scout Bobber/Bobber 20/Bobber 60	7082318	165 cm (64 7/8")	1132-1560	1132-1561	1132-1562	1132-1563	1132-1564	1132-1565	

All part numbers in **BLUE** are new for 2024.

WINDSHIELDS
& FAIRINGSSADDLEBAGS
& LUGGAGESEATS &
SISSY BARS

EXHAUST

FUEL/AIR
SYSTEMS

ENGINE

TRANSMISSION,
CLUTCH LINE
& DRIVELINEGASKETS
& SEALS

ELECTRICAL

LIGHTING
& LICENSE
PLATESHANDLEBARS,
CONTROLS
& MIRRORS

CABLES

BRAKES &
BRAKE LINESTANKS &
OIL FILTERSDASHES
& GAUGESFRAMES &
SUSPENSION

FENDERS

FOOTRESTS &
FLOORBOARDSWHEELS
& AXLESCOVERS,
LOCKS &
GENERALAUDIO,
COMMUNICATION
& MOUNTS
**STERLING
CHROMITE BLACK PEARL**

BRAIDED HIGH EFFICIENCY CLUTCH CABLES

- The industry's highest-quality braid available in two color choices to complement your bike; Sterling Chromite® and Black Pearl braided with real black wire braid
- Braid color and weave match on all Magnum control cables and brake lines
- Coated with a non-yellowing, crystal-clear outer jacket for exceptional protection against scuffing paint or chrome
- All fittings are polished then chrome or black-chrome plated
- Low-effort, high-efficiency cable design
- All cables are factory lubricated for smooth, consistent, long lasting-operation

STERLING CHROMITE

FITS MODEL	OEM #	STOCK	+51 MM (+2")	+102 MM (+4")	+152 MM (+6")	+203 MM (+8")
For 14-20 Chief, Chieftain, Springfield, Roadmaster	7082130	0652-2036	-	-	0652-2047	-
For 20-23 Challenger	7082637	1132-1513	-	-	1132-1516	-
For 15-23 Scout, Scout Sixty	7082099, 7082203	0652-2037	0652-2049	0652-2050	0652-2051	-
For 18-23 Scout Bobber/Bobber 20/Bobber 60	7082318	-	0652-2037	0652-2049	0652-2050	0652-2051

BLACK PEARL

FITS MODEL	OEM #	STOCK	+51 MM (+2")	+102 MM (+4")	+152 MM (+6")	+203 MM (+8")
For 14-20 Chief, Chieftain, Springfield, Roadmaster	7082130	0652-2039	0652-2056	0652-2057	0652-2058	0652-2059
For 20-23 Challenger	7082637	1132-1518	1132-1519	1132-1520	1132-1521	1132-1522
For 15-23 Scout, Scout Sixty	7082099, 7082203	0652-2040	0652-2060	0652-2061	0652-2062	-
For 18-23 Scout Bobber/Bobber 20/Bobber 60	7082318	0652-2074	0652-2040	0652-2060	0652-2061	0652-2062



CLUTCH CABLES

- Barnett cables are smooth-working, long-lasting and made with the finest components available, making them virtually indestructible
- Steel cables with clear coating offer that custom look without the fear of damaging areas that the cables come in contact with
- Black vinyl cables are available with standard nylon-lined, PVC-coated casings

FITS MODEL	DESCRIPTION	STAINLESS STEEL PART #	BLACK VINYL PART #
For 14-21 Chief/Chieftain/Roadmaster/Springfield	Std.	0652-2934	0652-2936
	+15 cm (6")	0652-2935	0652-1970
For 15-23 Scout	Std.	0652-1975	0652-1973
	+15 cm (6")	-	0652-1974

All part numbers in **BLUE** are new for 2024.

- WINDSHIELDS
& FAIRINGS
- SADDLEBAGS
& LUGGAGE
- SEATS &
SISSY BARS
- EXHAUST
- FUEL/AIR
SYSTEMS
- ENGINE
- TRANSMISSION,
CLUTCH LINE
& DRIVELINE
- GASKETS
& SEALS
- ELECTRICAL
- LIGHTING
& LICENSE
PLATES
- HANDLEBARS,
CONTROLS
& MIRRORS
- CABLES
- BRAKES &
BRAKE LINES
- TANKS &
OIL FILTERS
- DASHES
& GAUGES
- FRAMES &
SUSPENSION
- FENDERS
- FOOTRESTS &
FLOORBOARDS
- WHEELS
& AXLES
- COVERS,
LOCKS &
GENERAL
- AUDIO,
COMMUNICATION
& MOUNTS



HANDLEBAR CABLE KITS, CLUTCH CABLES AND BRAKE LINES

- Take "cable calculation" headaches out of swapping handlebars
- Kit includes the correct length brake/clutch lines to complete a handlebar swap; electrical wire extensions not included
- Stainless braided kit includes clutch line, brake lines, chrome "T" brake line junction, banjo bolts, fittings and copper crush washers
- Black vinyl/stainless kit includes black vinyl clutch line and black stainless brake lines with chrome fittings, banjo bolts and crush washers
- The midnight kit includes stainless steel brake lines and clutch lines covered in a black smoke-tinted coating with pure black fittings throughout; lines appear graphite or carbon fiber in appearance providing that ultra-custom look and the black fittings seamlessly blend with blacked-out controls and covers on the bike
- Individual components for all kits are available as listed

BLACK VINYL/STAINLESS BRAIDED KITS AND COMPONENTS			
DESCRIPTION	CABLE KITS	REPLACEMENT CLUTCH CABLES	REPLACEMENT BRAKE LINES
FOR 15-23 SCOUT/SCOUT SIXTY/SCOUT BOBBER W/O ABS			
Stock	-	0652-2301	-
For use w/ 30,5 cm - 35,5 cm (12"-14") Ape Hangers	0662-0458	0652-2304	1741-5260
For use w/ 38 cm - 43 cm (15"-17") Ape Hangers	-	0652-2307	-
For use w/ 45,5 cm - 51 cm (18"-20") Ape Hangers	-	0652-2310	-
STAINLESS BRAIDED KITS AND COMPONENTS			
DESCRIPTION	CABLE KITS	REPLACEMENT CLUTCH CABLES	REPLACEMENT BRAKE LINES
FOR 15-23 SCOUT/SCOUT SIXTY/SCOUT BOBBER W/O ABS			
Stock	0662-0454	0652-2300	-
For use w/ 30,5 cm - 35,5 cm (12"-14") Ape Hangers	0662-0457	0652-2303	1741-5259
For use w/ 38 cm - 43 cm (15"-17") Ape Hangers	-	0652-2306	-
For use w/ 45,5 cm - 51 cm (18"-20") Ape Hangers	-	0652-2309	-
MIDNIGHT BRAIDED KITS AND COMPONENTS			
DESCRIPTION	CABLE KITS	REPLACEMENT CLUTCH CABLES	REPLACEMENT BRAKE LINES
FOR 15-23 SCOUT/SCOUT SIXTY/SCOUT BOBBER W/O ABS			
Stock	-	0652-2302	-
For use w/ 30,5 cm - 35,5 cm (12"-14") Ape Hangers	0662-0459	0652-2305	1741-5261
For use w/ 38 cm - 43 cm (15"-17") Ape Hangers	-	0652-2308	-
For use w/ 45,5 cm - 51 cm (18"-20") Ape Hangers	-	0652-2311	-

All part numbers in **BLUE** are new for 2024.




CUBIQ® BRAKE ROTORS

- Named after the crystal steel molecules, the Cubiq® brake rotor combines state-of-the-art technology with modern design
- Rotor shape promotes uniform brake pad wear - the same contact surface between the pad and disc every revolution generates regular wear
- Less unsprung weight (up to 40% lighter than standard round rotors) reduces gyroscopic effect and improves the maneuverability of the motorcycle
- Increased perimeter surface design generates more cooling surface around the rotor for better temperature dissipation
- Available in fixed (solid mount) or floating designs
- Sold each

NOTE: For maximum braking performance and rotor longevity, Galfer recommends using Galfer brake pads with Galfer rotors. See page 156 for Galfer brake pads.

FITS MODEL	STYLE	PART #
14-23 Chief (all)	Front/rear, floating	1710-4117
14-23 Chieftain (all)	Front/rear, floating	1710-4117



FITS MODEL	STYLE	PART #
15-20 Roadmaster	Front/rear, floating	1710-4117
16-20 Springfield	Front/rear, floating	1710-4117

1710-3633



WAVE® BRAKE ROTORS

- Made from 420 high-carbon stainless Tier 1 steel
- Laser cut, never stamped
- Every rotor is individually heat-treated and double-disc parallel ground to assure perfect flatness
- Wave® design allows for lower operating temperatures in extreme use conditions
- Wave design is lighter than the stock round rotor design
- Sold each

NOTE: For maximum braking performance and rotor longevity, Galfer recommends using Galfer brake pads with Galfer rotors. See page 156 for Galfer brake pads.

FITS MODEL	DESCRIPTION	PART #
14-23 Chief (all)	Front/rear, floating	1710-3633
14-23 Chieftain (all)	Front/rear, floating	1710-3633
15-23 Roadmaster	Front/rear, floating	1710-3633

FITS MODEL	DESCRIPTION	PART #
16-20 Springfield	Front/rear, floating	1710-3633
15-23 Scout/Scout Sixty, 18-23 Scout Bobber/Bobber Sixty/Bobber Twenty	Front/rear, fixed	1710-4241
	Front/rear, floating	1710-4242

ROUND ROTORS

- Classic look and has more braking power than the original disc
- Low working temperature and less tendency to warp
- Excellent resistance to corrosion
- Stainless steel high carbon content
- Floating discs are made from anodized or chromed high-resistance aluminum (7075 T6-6082) or stainless steel (AISI 420) carrier

FITS MODEL	DESCRIPTION	PART #
11-23 Chief (all)	Front/rear, floating	1710-4239
14-23 Chieftain (all)	Front/rear, floating	1710-4239

FITS MODEL	DESCRIPTION	PART #
15-20 Roadmaster	Front/rear, floating	1710-4239
16-20 Springfield	Front/rear, floating	1710-4239



All part numbers in **BLUE** are new for 2024.


- WINDSHIELDS
& FAIRINGS
- SADDLEBAGS
& LUGGAGE
- SEATS &
SISSY BARS
- EXHAUST
- FUEL/AIR
SYSTEMS
- ENGINE
- TRANSMISSION,
CLUTCH LINE
& DRIVELINE
- GASKETS
& SEALS
- ELECTRICAL
- LIGHTING
& LICENSE
PLATES
- HANDLEBARS,
CONTROLS
& MIRRORS
- CABLES
- BRAKES &
BRAKE LINES
- TANKS &
OIL FILTERS
- DASHES
& GAUGES
- FRAMES &
SUSPENSION
- FENDERS
- FOOTRESTS &
FLOORBOARDS
- WHEELS
& AXLES
- COVERS,
LOCKS &
GENERAL
- AUDIO,
COMMUNICATION
& MOUNTS



PRO-LITE MD STANDARD BRAKE ROTORS WITH ABE

- Complete bolt-on and go rotor assemblies
- Made with forged aluminum center hubs, high-friction billet steel rotor rings and sturdy riveted construction
- X-Series rotors offer a universal design for left- or right-side applications; all X-Series feature SD-System™ square-sided buttons that allow the rotor to expand inwards and outwards unrestrained for perfect rotor functionality at any speed or load and increased durability
- Excellent choice when upgrading or replacing OEM brake rotors
- Sold each

NOTE: ABE approved unless noted.
NOTE: For brake rotor applications, see below.



1710-4199



1710-4197

BRAKE ROTOR APPLICATION CHART

DESCRIPTION	PART #	DESCRIPTION	PART #
FRONT		REAR	
FTR 1200/S/Race Replica/Rally 18-20	1710-2825	FTR 1200/S/Race Rep/Rally 19-22	1710-4200 ¹
16-21 Chief Dark Horse (Nissin Calipers)	1710-4199 ¹	16-21 Chief Dark Horse (Nissin Calipers)	1710-4198 ¹
14-21 Chief Vintage (Nissin Calipers)	1710-4199 ¹	14-21 Chief Vintage (Nissin Calipers)	1710-4198 ¹
14-21 Chieftain (Cast Wheel/Nissin Calipers)	1710-4199 ¹	14-21 Chieftain (Cast Wheel/Nissin Calipers)	1710-4198 ¹
14-21 Chieftain Dark Horse/Limited/Elite (Cast Wheel/Nissin Calipers)	1710-4199 ¹	14-21 Chieftain Dark Horse/Limited/Elite (Cast Wheel/Nissin Calipers)	1710-4198 ¹
15-21 Roadmaster/Dark Horse/Limited (Cast Wheel/Nissin Calipers)	1710-4199 ¹	15-21 Roadmaster/Dark Horse/Limited (Cast Wheel/Nissin Calipers)	1710-4198 ¹
16-21 Springfield	1710-4199 ¹	16-21 Springfield	1710-4198 ¹
19-21 Springfield Elite	1710-4199 ¹	19-21 Springfield Elite	1710-4198 ¹
17-21 Scout	1710-4197 ²	17-21 Scout	1710-4197 ²
18-21 Scout Bobber	1710-4197 ²	18-21 Scout Bobber	1710-4197 ²
15-16 Scout (Cast Wheel/Toso Calipers)	1710-4197 ²	15-16 Scout (Cast Wheel/Toso Calipers)	1710-4197 ²
17-22 Scout Sixty	1710-4197 ²	17-21 Scout Sixty	1710-4197 ²
16 Scout Sixty (Cast Wheel/Toso Calipers)	1710-4197 ²	16 Scout Sixty (Cast Wheel/Toso Calipers)	1710-4197 ²


¹ Not ABE approved.
² X-Series rotor.

All part numbers in **BLUE** are new for 2024.

1710-3664



1710-4387



STAINLESS STEEL FLOATING BRAKE ROTORS

- High-quality stainless steel construction with a high carbon content
- Provides strong stopping power in all conditions
- Quiet, vibration-free operation
- Anti-corrosion treatment and high temperature resistance
- Low rotor weight
- Matches OEM rotor dimensions
- Rotors install using OEM hardware
- Floating rotors feature heat-treated stainless steel center hubs
- Listed models require two front discs and one rear disc

FITS MODEL	FRONT PART #	REAR PART #
11-13 Chief Blackhawk	1710-3664	-
15-18 Roadmaster Classic	1710-4387	1710-4387

FITS MODEL	FRONT PART #	REAR PART #
18 Roadmaster Elite	1710-4387	1710-4387




FACTORY STYLE REPLACEMENT BRAKE ROTORS

- 2-piece floating brake rotors
- Made from premium stainless steel
- Inner rotor carrier coated in black finish
- 300 mm OEM diameter
- Front brake rotor width: 5 mm
- Rear brake rotor width: 7 mm

NOTE: Will not fit Scout models.

PART #	DESCRIPTION
1710-4578	FOR 14-23 CHIEF/CHIEFTAIN/SPRINGFIELD/ROADMASTER/CHALLENGER/PURSUIT (EXCEPT SCOUT MODELS)
	Front



1710-4578



1710-4578

PART #	DESCRIPTION
1710-4579	FOR 14-23 CHIEF/CHIEFTAIN/SPRINGFIELD/ROADMASTER/CHALLENGER/PURSUIT (EXCEPT SCOUT MODELS) (CONT)
	Rear



FLOATING BRAKE ROTOR HARDWARE KIT

- Made from forged stainless steel
- Bolt and bushing are forged into one, giving each full floating bolt head its unique custom shape
- Each bolt is CNC-machined into a custom radius shape
- Torque style fastener helps provide proper torque during rotor installation
- Includes five full floating rotor bolts and five spring washers



PART #	DESCRIPTION
2401-1526	For 20-23 Challenger

All part numbers in **BLUE** are new for 2024.WINDSHIELDS
& FAIRINGSSADDLEBAGS
& LUGGAGESEATS &
SISSY BARS

EXHAUST

FUEL/AIR
SYSTEMS

ENGINE

TRANSMISSION,
CLUTCH LINE
& DRIVELINEGASKETS
& SEALS

ELECTRICAL

LIGHTING
& LICENSE
PLATESHANDLEBARS,
CONTROLS
& MIRRORS

CABLES

BRAKES &
BRAKE LINESTANKS &
OIL FILTERSDASHES
& GAUGESFRAMES &
SUSPENSION

FENDERS

FOOTRESTS &
FLOORBOARDSWHEELS
& AXLESCOVERS,
LOCKS &
GENERALAUDIO,
COMMUNICATION
& MOUNTS

WINDSHIELDS
& FAIRINGS

SADDLEBAGS
& LUGGAGE

SEATS &
SISSY BARS

EXHAUST

FUEL/AIR
SYSTEMS

ENGINE

TRANSMISSION,
CLUTCH LINE
& DRIVELINE

GASKETS
& SEALS

ELECTRICAL

LIGHTING
& LICENSE
PLATES

HANDLEBARS,
CONTROLS
& MIRRORS

CABLES

BRAKES &
BRAKE LINES

TANKS &
OIL FILTERS

DASHES
& GAUGES

FRAMES &
SUSPENSION


FENDERS

FOOTRESTS &
FLOORBOARDS

WHEELS
& AXLES

COVERS,
LOCKS &
GENERAL

AUDIO,
COMMUNICATION
& MOUNTS



Organic pads



Double-H sintered pads



Semi-sintered "V" pads



See chart for details

BRAKE PADS AND SHOES

ORGANIC BRAKE PADS

- The world's #1 selling organic disc brake pads
- EBC Organic brake pads contain Aramid fibers; these are man-made high-performance fibers used widely for their light weight, high strength, abrasion resistance and thermal stability
- Aramid fibers have high strength-to-weight, thermal stability and abrasion resistance to provide advantages over cheaper steel fiber-based products
- Provide excellent stopping power without noise and rotor galling, even on polished rotors
- Fingertip control and strong, predictable brake response

DOUBLE-H SINTERED METAL PADS

- Feature the HH friction rating – the highest in the industry
- Provide maximum brake effect and last twice as long as organic pads

SEMI-SINTERED "V" PADS

- All-new semi-sintered construction containing 30% copper by weight within an organic matrix
- This design has the long life of a sintered pad with the great feel and are more rotor-friendly than the more aggressive sintered pads
- Can be used to replace organic or sintered metal compound pads

FITS MODEL	ORGANIC PAD PART #	V SEMI SINTERED PART #	HH SINTERED PART #
FRONT BRAKE PADS			
22 Chief/Bobber/Bobber Dark Horse/Super Chief	-	-	FA347HH ¹
15-21 Roadmaster/Classic/Elite (Nissin calipers)	-	-	FA347HH ¹
14-21 Chieftain (Cast Wheel/Nissin calipers)	-	-	FA347HH ¹
14-18 Chief Classic/Vintage (Spoke Wheel/Nissin calipers)	-	-	FA347HH ¹
16-22 Chief Dark Horse (Nissin calipers)	-	-	FA347HH ¹
11 Chief Blackhawk (Brembo calipers)	FA95 ¹	1721-1450 ¹	FA95HH ¹
11 Chief Blackhawk Dark (Brembo calipers)	FA95 ¹	1721-1450 ¹	FA95HH ¹
11-13 Chief Classic (Brembo calipers)	FA95 ¹	1721-1450 ¹	FA95HH ¹
09-11 Chief Standard (Brembo calipers)	FA95 ¹	1721-1450 ¹	FA95HH ¹
09 Chief Deluxe (Brembo calipers)	FA95 ¹	1721-1450 ¹	FA95HH ¹
09-11 Chief Roadmaster (Brembo calipers)	FA95 ¹	1721-1450 ¹	FA95HH ¹
09-13 Chief Vintage (Brembo calipers)	FA95 ¹	1721-1450 ¹	FA95HH ¹
13 Chief Vintage FE/LE	FA95 ¹	1721-1450 ¹	FA95HH ¹
10-11 Bomber (Brembo Calipers)	FA95 ¹	1721-1450 ¹	FA95HH ¹
10-13 Dark Horse (Brembo calipers)	FA95 ¹	1721-1450 ¹	FA95HH ¹
16-18 Scout 1200 (Cast Wheel/Toso calipers)	1720-0021 ¹	-	FA196HH ¹
16-19 Scout 1200 (Nissin Calipers)	FA209/2 ¹	1721-1415 ¹	FA209/2HH ¹
15-16 Scout (Cast Wheel/Toso caliper)	1720-0575	-	-
18 Scout Bobber	FA209/2 ¹	1721-1415 ¹	FA209/2HH ¹
17-22 Scout Sixty and 19-22 Bobber (Nissin Calipers)	FA209/2 ¹	1721-1415 ¹	FA209/2HH ¹
16 Scout Sixty (Cast Wheel/Toso caliper)	1720-0575	-	-
All 02-08 models	FA216/3	1721-1416 ¹	1721-0139 ¹
All 09 models	FA95 ¹	1721-1450 ¹	FA95HH ¹
REAR BRAKE PADS			
22 Chief/Bobber/Bobber Dark Horse/Super Chief	1720-0021 ¹	-	FA196HH ¹
15-21 Roadmaster/Classic/Elite (Nissin calipers)	1720-0021 ¹	-	FA196HH ¹
14-21 Chieftain (Cast Wheel/Nissin calipers)	1720-0021 ¹	-	FA196HH ¹
14-21 Chief Classic/Vintage (Spoke Wheel/Nissin calipers)	1720-0021 ¹	-	FA196HH ¹
16-22 Chief Dark Horse (Nissin calipers)	1720-0021 ¹	-	FA196HH ¹
16-18 Scout 1200 (Nissin Calipers)	1720-0021 ¹	-	FA196HH ¹
19-21 Scout Bobber 1200	-	-	1721-0651
17-21 Scout Sixty	-	-	1721-0651
All 02-08 models	FA216/3	1721-1416 ¹	1721-0139 ¹

¹ ABE approved.

All part numbers in **BLUE** are new for 2024.



Sintered metal



Organic aramid fiber



BRAKE PADS

- Sintered metal brake pads are the OEM-type replacement pads for most bikes from the late 1970s to the present
- Sintered metal brake pads are second-to-none in their stopping abilities and wear characteristics, while still providing excellent reduction in noise and dust
- Organic pads are OEM-type replacement brake pads for 1970s and earlier models
- Organic pads with aramid high-performance fibers are the perfect choice for polished or chromed rotors and billet steel rotors

- Both compounds of Drag Specialties brake pads are asbestos-, nickel- and lead-free

NOTE: If you are using aftermarket billet steel rotors, it is recommended you use our Organic pads with aramid high-performance fiber brake pads to avoid damage to them. Sintered pads are not recommended for billet steel rotors as the pad material is too aggressive for those rotors.

FRONT BRAKE PADS

DESCRIPTION	SINTERED METAL	ORGANIC ARAMID FIBER
20-23 Challenger	1721-3373	-
20-23 Challenger Dark Horse (Cast wheels/Brembo calipers)	1721-3373	-
22-23 Challenger Limited, Pursuit Limited (Cast wheels/Brembo calipers)	1721-3373	-
23 Challenger Elite (Cast wheels/Brembo calipers)	1721-3373	-
22-23 Chief/Chief Bobber/Chief Bobber Dark Horse/Super Chief	1721-1952	-
22 Super Chief Limited	1721-1952	-
14-18 Chief Classic (Spoke Wheel/Nissin calipers)	1721-1952	-
14-21 Chief Vintage (Spoke Wheel/Nissin calipers)	1721-1952	-
16-23 Chief Dark Horse (Nissin calipers)	1721-1952	-
14-23 Chieftain/Dark Horse/Limited/Elite (Cast Wheel/Nissin calipers)	1721-1952	-
18-23 FTR1200	1721-3373	-
21-22 FTR1200 R Carbon	1721-3373	-
19-23 FTR1200S	1721-3373	-
19-20 FTR1200S Race Replica	1721-3373	-
20-23 FTR1200 Rally	1721-3373	-
22-23 Pursuit Limited	1721-3373	-
15-23 Roadmaster/Dark Horse/Limited/Elite (Cast Wheel/Nissin calipers)	1721-1952	-
19-23 Springfield Dark Horse	1721-1952	-
16-23 Springfield	1721-1952	-
17-21 Scout, Scout Sixty, Scout Bobber	1721-1949	1720-0279
15-16 Scout, Scout Sixty (Cast Wheel/Toso calipers)	1721-3025	1720-0646
02-08 (all models)	1721-1360	1720-0209

REAR BRAKE PADS

DESCRIPTION	SINTERED METAL	ORGANIC ARAMID FIBER
20-23 Challenger/Dark Horse/Limited	1721-1948	1720-0278
23 Challenger Elite	1721-1948	1720-0278
22-23 Chief/Chief Bobber/Chief Bobber Dark Horse/Super Chief	1721-1948	1720-0278
14-18 Chief Classic (Spoke Wheel/Nissin calipers)	1721-1948	1720-0278
16-23 Chief Dark Horse (Nissin calipers)	1721-1948	1720-0278
14-21 Chief Vintage (Spoke Wheel/Nissin calipers)	1721-1948	1720-0278
14-23 Chieftain/Dark Horse/Limited/Elite (Cast Wheel/Nissin calipers)	1721-1948	1720-0278
15-23 Roadmaster/Dark Horse/Limited/Elite (Cast Wheel/Nissin calipers)	1721-1948	1720-0278
22-23 Scout Rogue/Rogue Sixty	1721-3372	-
17-23 Scout/Scout Sixty	1721-3372	-
15-16 Scout, Scout Sixty (Cast Wheel/Toso calipers)	1721-1948	1720-0278
19-23 Scout Bobber/Scout Bobber Twenty	1721-3372	-
21-23 Scout Bobber Sixty	1721-3372	-
02-08 (all models)	1721-1360	1720-0209

All part numbers in **BLUE** are new for 2024.

- WINDSHIELDS
& FAIRINGS
- SADDLEBAGS
& LUGGAGE
- SEATS &
SISSY BARS
- EXHAUST
- FUEL/AIR
SYSTEMS
- ENGINE
- TRANSMISSION,
CLUTCH LINE
& DRIVELINE
- GASKETS
& SEALS
- ELECTRICAL
- LIGHTING
& LICENSE
PLATES
- HANDLEBARS,
CONTROLS
& MIRRORS
- CABLES
- BRAKES &
BRAKE LINES
- TANKS &
OIL FILTERS
- DASHES
& GAUGES
- FRAMES &
SUSPENSION
- FENDERS
- FOOTRESTS &
FLOORBOARDS
- WHEELS
& AXLES
- COVERS,
LOCKS &
GENERAL
- AUDIO,
COMMUNICATION
& MOUNTS



1721-2343



1722-0795



1721-2943



BRAKE PADS

SEMI-METALLIC CARBON (1054)

- Great feel and modulation for OEM brake pad replacement
- Long-lasting brake pad and very little rotor wear
- Good in wet and/or dry conditions
- Overall a very versatile brake pad compound for almost every need
- GG Rated

HH SINTERED (1370/1371)

- For moderately aggressive everyday or sport street riding
- Advanced ceramic composites ready to withstand higher temperatures than regular semi-metallic carbon brake pads
- HH friction-rated compounds deliver excellent feel and modulation
- Great heat recovery and easy on rotor discs
- Developed for aggressive street riding and sport touring, great choice for heavier street bike

HH SINTERED CERAMIC (1375)

- For moderately aggressive everyday and sport street riding
- Ceramic-coated backing plate to assist with temperature management and dissipate heat
- Advanced ceramic composites ready to withstand higher temperatures than regular semi-metallic carbon brake pads
- HH friction-rated compounds deliver excellent feel and modulation
- Capable of handling almost any type of riding you throw at them
- Brake pads do not fade
- Performance street, track days, canyon riding, amateur racing

SINTERED RACING COMPOUND (1375R)

- Designed for the quick temperature changes of Superbike racing from corner to corner
- Fast recovery from long and heavy brake applications in race conditions
- Strong, consistent feel and modulation during the race
- Easy on rotors, no excessive material build up or rotor wear
- HH rated compound with ceramic and carbon sintered fibers
- Race use only, not suitable for street or recreational use
- Tested and used by Moto GP and MotoAmerica athletes

FITS MODEL	FRONT COMPOUND TYPE	FRONT PART #	REAR COMPOUND TYPE	REAR PART #
17-23 Roadmaster	HH Sintered Ceramic	1721-2343	-	-
15-17 Roadmaster	Semi-metallic Carbon	1721-2342	-	-
	Semi-metallic Carbon	1721-2347	-	-
17-23 Springfield	Sintered Ceramic	1721-2343	-	-
16 Springfield	Semi-metallic Carbon	1721-2342	-	-
	Semi-metallic Carbon	1721-2347	-	-
14-16 Chieftain all	Semi-metallic Carbon	1721-2347	-	-
09-13 Chief	Semi-metallic Carbon	1721-2372	Semi-metallic Carbon	1721-2372
	-	1721-3057	-	-
14-23 Chief	HH Sintered Ceramic	1721-2343	-	-
	-	1721-3202	HH Sintered	-
15-16 Scout	HH Sintered	1721-2326	Semi-metallic Carbon	1722-0795
15-23 Scout/Scout Sixty/Bobber	HH Sintered	1721-2326	-	-
	Semi-metallic Carbon	1721-2946	-	-
18-23 Scout FTR	HH Sintered Ceramic	1722-0798	-	-
20-23 Challenger Dark Horse	HH Sintered	1721-2327	-	-
19-23 FTR1200/R/S	HH Sintered	1721-2327	Semi-metallic Carbon	1721-2959
	HH Sinter Sport	1721-2328	HH Sintered	1721-3053
	HH Sintered Ceramic	1721-2943	HH Sintered	1721-3203
	HH Sintered Ceramic	1721-2969	-	-

All part numbers in **BLUE** are new for 2024.



Lucas



See chart for details

DISC BRAKE PADS STANDARD BRAKE PADS

- Organic pad compound
- Long service life
- Suitable for use with all brake disc types
- Solid brake performance, even in wet conditions



Standard

RQ BRAKE PADS

- Pads have an organic high-performance mix without general type approval
- Characterized by exceptionally good feedback and controllability even at high working temperatures
- In conjunction with their high friction coefficient and extremely low noise emission levels, RQ pads are ideally suited to use in motorsport, scooter racing, carting or carriage driving, indoor trials or in custom brake calipers made by different manufacturers

SV SINTERED METAL BRAKE PADS

- For front brake use ONLY
- Completely metallic sinter pad
- Good performance
- Can be used with nearly any brake disc type
- Should only be used with bikes that were originally equipped with sintered metal brake pads
- Limited race track use; not heat resistant above 400 °C



SV

SH SINTERED METAL BRAKE PADS

- For rear brake use ONLY
- Completely metallic sinter pad
- Good performance
- Can be used with nearly any brake disc type
- Should only be used with bikes that were originally equipped with sintered metal brake pads
- Friction rate is matched to the SV pad



SH

CRQ HYPER-CARBON BRAKE PADS

- For front brake caliper use ONLY
- Carbon-based racing brake pad
- Greater durability than the SRQ pad
- Low-level pressure required, good friction rate
- Suitable for high-performance sport motorcycle use



CRQ

SRT SINTERED ROAD/TRACK PADS

- Premium compound pad with state-of-the-art technology for high durability, performance and ideal modulation (feel)
- Completely metallic sinter pad compound
- Provide stable non-fade performance; excellent choice for track days or club racing
- Compatible with nearly all brake disc types

TRQ TRACK RACING QUALITY BRAKE PADS

- Designed for maximum track performance while being street legal; enjoy a full day on the track and ride home on the same bike
- For front brake caliper use ONLY
- Higher, more stable friction coefficient for greater braking performance
- Optimized direct response characteristics
- Innovative sintering process for exceptional thermal resistance
- Low pad and disc wear

NOTE: ABE approved unless noted.

NOTE: All brake pad application PART #s shown are STANDARD compound pads unless noted in chart.

NOTE: Some brake pad applications are available in multiple compound types. To see if additional brake pad compound type is available for your application, check your brake pad PART # in the cross-reference charts provided.

FITS MODEL	FRONT BRAKE PAD PART #	REAR BRAKE PAD PART #
Challenger Dark Horse ABS 20-	-	1722-0467
Challenger Dark Horse Limited ABS 20-	-	1722-0467
Chief Blackhawk 10-13	1722-0416	1722-0369
Chief Bomber 10-13	1722-0416	1722-0369
Chief Classic 10-13	1722-0416	1722-0369
Chief Classic ABS 14-17	1722-0462	-
Chief Classic ABS 18-22	1722-0565	1722-0467
Chief Dark Horse 10-13	1722-0416	1722-0369
Chief Dark Horse ABS 14-17	1722-0462	-
Chief Dark Horse ABS 18-22	1722-0565	1722-0467

FITS MODEL	FRONT BRAKE PAD PART #	REAR BRAKE PAD PART #
Chief Deluxe 09-13	1722-0416	1722-0369
Chief Roadmaster 09-13	1722-0416	1722-0369
Chief Standard 09-13	1722-0416	1722-0369
Chief Vintage 09-13	1722-0416	1722-0369
Chief Vintage ABS 17-	1722-0565	1722-0467
Chieftan ABS 14-16	1722-0462	-
Roadmaster ABS 15-16	1722-0565	1722-0467
Scout Sixty ABS 17-	1722-0511	1720-0166
Scout ABS 17-	1722-0511	1720-0166
Scout Bobber ABS 18-	1722-0511	1720-0166

DISC BRAKE PADS continued on next page.

All part numbers in **BLUE** are new for 2024.

WINDSHIELDS
& FAIRINGSSADDLEBAGS
& LUGGAGESEATS &
SISSY BARS

EXHAUST

FUEL/AIR
SYSTEMS

ENGINE

TRANSMISSION,
CLUTCH LINE
& DRIVELINEGASKETS
& SEALS

ELECTRICAL

LIGHTING
& LICENSE
PLATESHANDLEBARS,
CONTROLS
& MIRRORS

CABLES

BRAKES &
BRAKE LINESTANKS &
OIL FILTERSDASHES
& GAUGESFRAMES &
SUSPENSION

FENDERS

FOOTRESTS &
FLOORBOARDSWHEELS
& AXLESCOVERS,
LOCKS &
GENERALAUDIO,
COMMUNICATION
& MOUNTS

WINDSHIELDS
& FAIRINGS

SADDLEBAGS
& LUGGAGE

SEATS &
SISSY BARS

EXHAUST

FUEL/AIR
SYSTEMS

ENGINE

TRANSMISSION,
CLUTCH LINE
& DRIVELINE

GASKETS
& SEALS

ELECTRICAL

LIGHTING
& LICENSE
PLATES

HANDLEBARS,
CONTROLS
& MIRRORS

CABLES

BRAKES &
BRAKE LINES

TANKS &
OIL FILTERS

DASHES
& GAUGES

FRAMES &
SUSPENSION

FENDERS

FOOTRESTS &
FLOORBOARDS

WHEELS
& AXLES

COVERS,
LOCKS &
GENERAL

AUDIO,
COMMUNICATION
& MOUNTS



Lucas



DISC BRAKE PADS (CONT)

See chart for details

TRW TO PARTS EUROPE BRAKE PAD PART # CROSS-REFERENCE

TRW PAD STYLE #	STANDARD PAD PART #	SV PAD PART #	SH PAD PART #	CRQ PAD PART #	SRT PAD PART #	TRQ PAD PART #
MCB 19	1722-0369	-	-	-	-	-
MCB 540	1722-0416	1721-1028	-	1721-1026 ^{1, 2}	-	-
MCB 595	1722-0462	1721-1053	-	-	-	-
MCB 599	1722-0467	-	1721-1057	-	-	-
MCB 671	1722-0511	1721-1098	1721-1097	-	-	-
MCB 672	1720-0166	-	-	-	-	-
MCB 683	1722-0522	1721-1113	-	1721-1111 ^{1, 2}	-	-
MCB 704	1722-0544	1721-1124	-	-	-	-
MCB 737	1722-0565	1721-1139	-	-	1721-2609 ¹	1721-3185 ¹
MCB 792	-	-	-	-	-	1721-3190 ¹

¹ Not ABE approved.

² **WARNING** SCR/CRQ pads are for Race/Track only; not for street use. These pads are for Race/Track use only. Any other use could result in death or serious injury.



1721-1745



1720-0997

BRAKE PADS

- SBS brake pads feature asbestos-free brakes using patented Unified Composite Technology (UCT)
- UCT technology completely blends all brake pad materials into a balanced, unified pad

EXCEL SINTERED BRAKE PADS (HS/LS)

- The right choice for modern sportbikes and big touring bikes
- OE-replacement or upgrade choice when replacing sintered metal pads
- Class-leading HH friction rating was developed in racing, then tuned for street use
- Front (HS) and rear (LS) compounds for correct brake balance
- Compounds formulated for low wear and high performance
- Leading noise-reducing technology for the lowest risk of noise

FITS MODEL	EXCEL SINTERED PART #	CERAMIC ORGANIC PART #
FRONT BRAKE PADS		
19-23 FTR 1200	1721-1745	-
17-23 Scout/Sixty/Bobber	-	1720-1002
15-16 Scout/Sixty	1721-2306	-
14-23 Chief, all models (Spoke Wheel/Nissin calipers)	1721-3343	1720-0906 ²
16-23 Chief Dark Horse (Nissin calipers)	1721-3343	1720-0906 ¹
14-23 Chieftain (Cast Wheel/Nissin calipers)	1721-3343	1720-0906 ¹
15-23 Roadmaster (Cast Wheel/Nissin calipers)	1721-3343	1720-0906 ¹
16-23 Springfield/Dark Horse	1721-3343	1720-0906 ¹
20-23 Challenger	1721-1745	-

- This balance ensures no hot spots, glazing, premature fading or excessive rotor wear
- The result is powerful, fade-free braking performance, even in extreme conditions

CERAMIC ORGANIC BRAKE PADS (HF)

- OE replacement pad for bikes with non-sintered pads
- Designed for general-purpose street and cruising use
- Ceramic compound gives long life to both the pads and rotors
- Excellent, consistent performance in wet and dry conditions
- NUCAP NRS-bonding secures the highest possible performance and quality

FITS MODEL	EXCEL SINTERED PART #	CERAMIC ORGANIC PART #
REAR BRAKE PADS		
19-23 FTR 1200	1722-0712	-
17-23 Scout/Sixty/Bobber	1721-3322	1720-0942
15-16 Scout/Sixty	1721-2307	-
16-23 Chief Dark Horse (Nissin calipers)	1721-3321	1720-0997
14-23 Chieftain (Cast Wheel/Nissin calipers)	1721-3321	1720-0997
14-23 Chief, all models	1721-3321	1720-0997
15-23 Roadmaster (Cast Wheel/Nissin calipers)	1721-3321	1720-0997
16-23 Springfield/Dark Horse	1721-3321	1720-0997

¹ Requires two sets.

² Requires two sets (except on Bobber models).

All part numbers in **BLUE** are new for 2024.



DP Sintered



SDP Sport HH+



See chart for details

DP BRAKES**THE ORIGINAL SINTERED BRAKES**

- DP Brakes brake pads are designed with sintered metal compounds to give your bike high-tech performance in all conditions
- Pads have a quick break-in period so you get maximum performance fast
- DP Brakes design and materials ensure consistent hard stops and fade-free performance
- Sintered metal compounds outlast more conventional organic or aramid fiber pads

STANDARD SINTERED METAL BRAKE PADS

- GG friction-rated and made with DP Brakes' proven sintered metal material
- Gray-colored aluminum oxide-based ceramic material on rear of backing plate keeps heat away from caliper piston and fluid in extreme conditions for fade-free performance
- Pad compound gives equal performance in wet or dry conditions
- Ideal replacement for street and touring machines where durability is the prime requirement
- No brake fade

FITS MODEL**FRONT BRAKE PADS**

15-23 Roadmaster (Cast Wheel/Nissin calipers)	-	SDP-922HH
14-23 Chieftain (Cast Wheel/Nissin calipers)	-	SDP-922HH
14-20 Chief Classic/Vintage (Spoke Wheel/Nissin calipers)	-	SDP-922HH
14-23 Chief Dark Horse (Nissin calipers)	-	SDP-922HH
10-11 Bomber (Brembo Calipers)	1721-1927 ¹	SDP-911HH
02-08 All models	1721-1927 ¹	SDP-911HH

REAR BRAKE PADS

15-23 Roadmaster (Cast Wheel/Nissin calipers)	DP-118 ¹	-
09-11 Chief Roadmaster (Brembo calipers)	DP-701 ¹	-
14-23 Chieftain (Cast Wheel/Nissin calipers)	DP-118 ¹	-
14-20 Chief Classic/Vintage (Spoke Wheel/Nissin calipers)	DP-118 ¹	-
16-20 Chief Dark Horse (Nissin calipers)	DP-118 ¹	-
09-13 Chief Classic/Standard/Deluxe/Vintage/FE/LE (Brembo calipers)	DP-701 ¹	-
10-13 Dark Horse (Brembo calipers)	DP-701 ¹	-
11 Chief Blackhawk/Blackhawk Dark (Brembo calipers)	DP-701 ¹	-
10-11 Bomber (Brembo Calipers)	DP-701 ¹	-
18-20 Scout Bobber	1721-2729	-
17-21 Scout, Scout Sixty, Scout Bobber (Nissin calipers)	1721-2729	-
09 All models	DP-701 ¹	-
02-08 All models	1721-1927 ¹	SDP-911HH

¹ ABE approved.**SPORT HH+ SUPERSPORT PADS**

- Powerful, industry-high HH+ friction rating with no mileage penalty
- High-tech ceramic heat shield eliminates brake fade
- Dust-free compound design
- Quick break-in so you get maximum braking ability fast
- For front wheel use only

STANDARD PAD PART #**SPORT HH+ PAD PART#**All part numbers in **BLUE** are new for 2024.WINDSHIELDS
& FAIRINGSSADDLEBAGS
& LUGGAGESEATS &
SISSY BARS

EXHAUST

FUEL/AIR
SYSTEMS

ENGINE

TRANSMISSION,
CLUTCH LINE
& DRIVELINEGASKETS
& SEALS

ELECTRICAL

LIGHTING
& LICENSE
PLATESHANDLEBARS,
CONTROLS
& MIRRORS

CABLES

BRAKES &
BRAKE LINESTANKS &
OIL FILTERSDASHES
& GAUGESFRAMES &
SUSPENSION

FENDERS

FOOTRESTS &
FLOORBOARDSWHEELS
& AXLESCOVERS,
LOCKS &
GENERALAUDIO,
COMMUNICATION
& MOUNTS

WINDSHIELDS
& FAIRINGS

SADDLEBAGS
& LUGGAGE

SEATS &
SISSY BARS

EXHAUST

FUEL/AIR
SYSTEMS

ENGINE

TRANSMISSION,
CLUTCH LINE
& DRIVELINE

GASKETS
& SEALS

ELECTRICAL

LIGHTING
& LICENSE
PLATES

HANDLEBARS,
CONTROLS
& MIRRORS

CABLES

BRAKES &
BRAKE LINES

TANKS &
OIL FILTERS

DASHES
& GAUGES

FRAMES &
SUSPENSION


FENDERS

FOOTRESTS &
FLOORBOARDS

WHEELS
& AXLES

COVERS,
LOCKS &
GENERAL

AUDIO,
COMMUNICATION
& MOUNTS



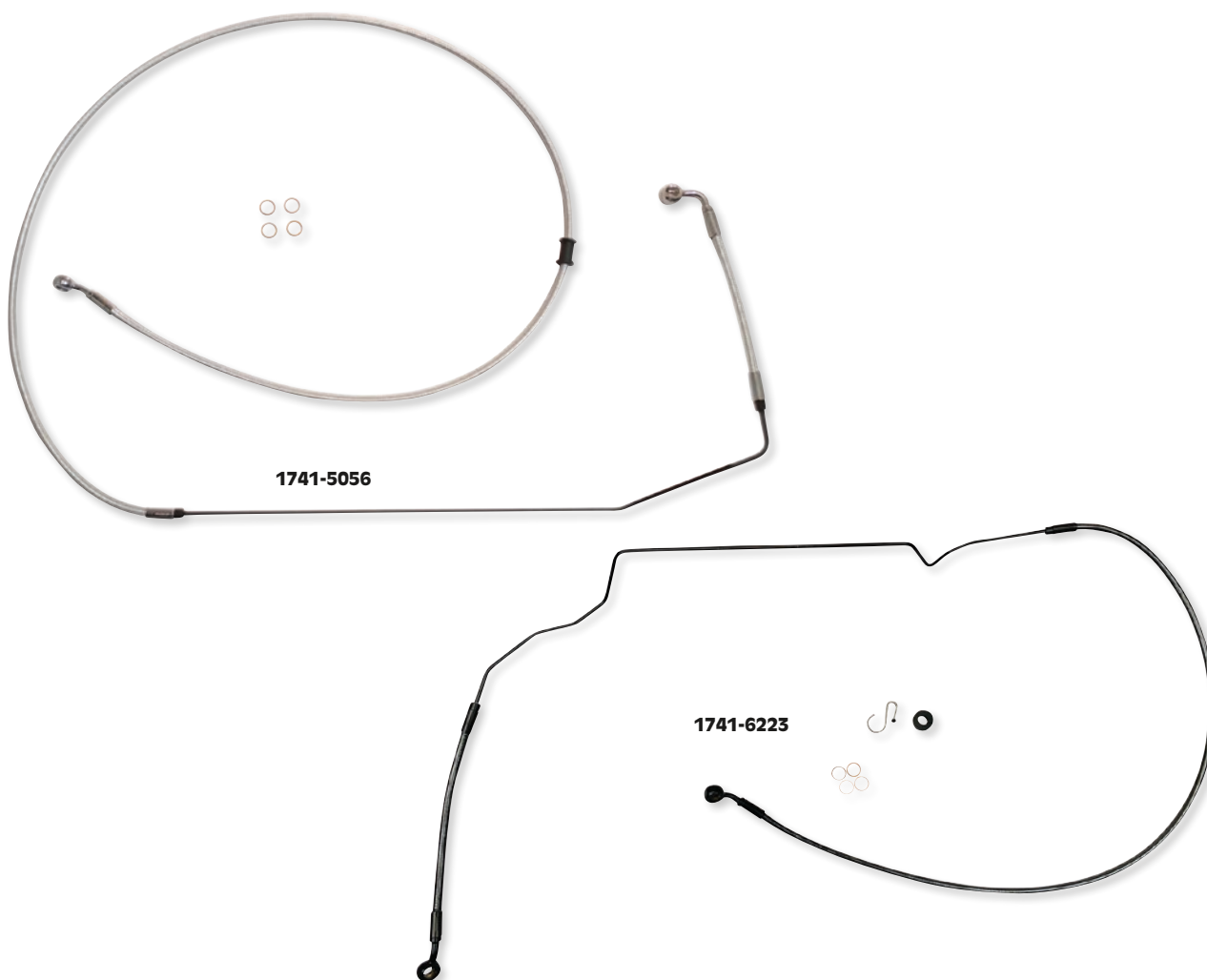
XR STAINLESS DOT FRONT BRAKE LINE KITS

- XR Stainless DOT brake lines offer a great fit and excellent quality at an economical price
- Manufactured with an enhanced construction for great braking response and durability
- Two color choices: clear-coated stainless steel with chrome fittings or OE-style black coated stainless steel with black chrome fittings
- Available in stock and plus lengths to fit most ABS or non-ABS Scout, Chief ABS and Challenger ABS models
- E-Z Align rotating line fittings for perfect no-kink fitments
- Fittings are highly polished and chrome or black chrome-plated

- Inner PTFE tubing braided with XR Stainless Steel reinforcement embedded in a tough Nylon outer jacket offers exceptional protection for paint or chrome
 - Brazed construction eliminates leaks and alignment problems
- NOTE:** Complete kits contain brake line assemblies to connect the caliper(s) to the master cylinder.
- NOTE:** All non-ABS kits are complete kits.
- NOTE:** ABS Upper kits contain a brake line assembly to connect the ABS controller or lower brake line assembly to the master cylinder. A lower brake line assembly is not required.

STAINLESS W/ CHROME FITTINGS						
FITS MODEL	OEM #	STOCK	+51 MM (+2")	+102 MM (+4")	+152 MM (+6")	+203 MM (+8")
ABS UPPER BRAKE LINES						
For 20-23 Chieftain/Springfield/Vintage	1913689	-	1741-6177	1741-6178	-	-
For 15-19 Chief/Chieftain/Springfield/Roadmaster/Vintage	1912040/1912487	1741-6174	-	-	1741-6177	1741-6178
NON-ABS BRAKE LINES						
For 15-23 Scout/Scout Sixty	1912581/1912666	-	1741-6185	-	-	-
For 18-23 Scout Bobber/Bobber 20/Bobber 60	1913356/1913375, 1912900	-	-	1741-6185	-	-
BLACK W/ BLACK FITTINGS						
FITS MODEL	OEM #	STOCK	+51 MM (+2")	+102 MM (+4")	+152 MM (+6")	+203 MM (+8")
ABS UPPER BRAKE LINES						
For 20-23 Chieftain/Springfield/Vintage (ABS)	1913689	1741-6198	1741-6199	1741-6200	-	-
For 15-19 Chief/Chieftain/Springfield/Roadmaster/Vintage (ABS)	1912040/1912487	-	-	1741-6198	1741-6199	1741-6200
For 20-23 Challenger (ABS)	1913248/1913851	-	1741-6202	-	1741-6204	-
For 18-23 Scout/Scout Sixty (ABS)	1913334 (upper only)	1741-6191	-	-	1741-6194	1741-6195
For 18-23 Scout Bobber/Bobber 20/Bobber 60 (ABS)	1913335 (upper only)	1741-6190	1741-6191	-	-	1741-6194 1741-6195
NON-ABS BRAKE LINES						
For 15-23 Scout/Scout Sixty (Non-ABS)	1912581/1912666	1741-6206	1741-6207	1741-6208	-	1741-6210
For 18-23 Scout Bobber/Bobber 20/Bobber 60 (Non-ABS)	1913356/1913375, 1912900	-	1741-6206	1741-6207	1741-6208	- 1741-6210

All part numbers in **BLUE** are new for 2024.


**STERLING
CHROMITE BLACK PEARL**


BRAIDED FRONT ABS BRAKE LINES

- The industry's highest quality braid available in two color choices to complement your bike; Sterling Chromite® and Black Pearl with real black wire braid
- Available in stock and plus lengths for most ABS Chief, Challenger and Scout models
- Inner PTFE tubing braided with aramid fiber greatly reduces line expansion and provides the ultimate in high performance
- E-Z Align rotating line fittings for perfect no-kink fitments
- All fittings are polished and chrome or black chrome-plated
- Braid color and weave match on all Magnum control cables and brake lines
- Crystal-clear outer jacket offers exceptional protection against scuffing paint or chrome and will never discolor

- Brake lines are constructed with PTFE inner tubing, DuPont™ Kevlar® aramid fiber, premium Signature Magnum braids and an outer PVC jacket

DuPont™ and Kevlar® are trademarks or registered trademarks of E.I. du Pont de Nemours and Company.

NOTE: ABS kits contain either an upper brake line assembly to connect the ABS controller to the master cylinder or a lower brake line assembly to connect the controller to the caliper.

NOTE: ABS lower kits are optional and are not required for upper line installation.

STERLING CHROMITE

FITS MODEL	OEM #	STOCK	+51 MM (+2")	+102 MM (+4")	+152 MM (+6")	+203 MM (+8")	+254 MM (+10")
ABS UPPER BRAKE LINES							
For 20-23 Chieftain/Chieftain Elite/Springfield/Roadmaster/Vintage	19120403689	-	1741-5056	1741-5057	-	-	-
For 15-19 Chief/Chieftain/Springfield/Roadmaster/Vintage	1912040/1912487	-	-	-	1741-5056	1741-5057	-
For 20-23 Challenger	1913248/1913851	-	1741-6219	1741-6220	1741-6221	1741-6222	-
For 18-23 Scout/Scout Sixty	1913334 (upper only)	1741-6213	1741-6214	1741-6215	1741-6216	1741-6217	-
For 18-23 Scout Bobber/Bobber 60/Bobber 20	1913335 (upper only)	1741-6212	1741-6213	1741-6214	1741-6215	1741-6216	1741-6217

BLACK PEARL

FITS MODEL	OEM #	STOCK	+51 MM (+2")	+102 MM (+4")	+152 MM (+6")	+203 MM (+8")	+254 MM (+10")
ABS UPPER BRAKE LINES							
For 20-23 Challenger	1913248/1913851	-	1741-6231	1741-6232	1741-6233	1741-6234	-
For 18-23 Scout/Scout Sixty	1913334 (upper only)	1741-6225	1741-6226	1741-6227	1741-6228	1741-6229	-
For 18-23 Scout Bobber/Bobber 60/Bobber 20	1913335 (upper only)	-	1741-6225	1741-6226	1741-6227	1741-6228	1741-6229
ABS LOWER BRAKE LINE							
For 18-23 Scout/Scout Sixty/Scout Bobber/Bobber 20/Bobber 60	1913335/1913334 (lower only)	1741-6223	-	-	-	-	-

All part numbers in **BLUE** are new for 2024.

WINDSHIELDS
& FAIRINGS

SADDLEBAGS
& LUGGAGE

SEATS &
SISSY BARS

EXHAUST

FUEL/AIR
SYSTEMS

ENGINE

TRANSMISSION,
CLUTCH LINE
& DRIVELINE

GASKETS
& SEALS

ELECTRICAL

LIGHTING
& LICENSE
PLATES

HANDLEBARS,
CONTROLS
& MIRRORS

CABLES

BRAKES &
BRAKE LINES

TANKS &
OIL FILTERS

DASHES
& GAUGES

FRAMES &
SUSPENSION

FENDERS

FOOTRESTS &
FLOORBOARDS

WHEELS
& AXLES

COVERS,
LOCKS &
GENERAL

AUDIO,
COMMUNICATION
& MOUNTS

- WINDSHIELDS
& FAIRINGS
- SADDLEBAGS
& LUGGAGE
- SEATS &
SISSY BARS
- EXHAUST
- FUEL/AIR
SYSTEMS
- ENGINE
- TRANSMISSION,
CLUTCH LINE
& DRIVELINE
- GASKETS
& SEALS
- ELECTRICAL
- LIGHTING
& LICENSE
PLATES
- HANDLEBARS,
CONTROLS
& MIRRORS
- CABLES
- BRAKES &
BRAKE LINES
- TANKS &
OIL FILTERS
- DASHES
& GAUGES
- FRAMES &
SUSPENSION
- FENDERS
- FOOTRESTS &
FLOORBOARDS
- WHEELS
& AXLES
- COVERS,
LOCKS &
GENERAL
- AUDIO,
COMMUNICATION
& MOUNTS



BRAKE BLEEDER CAPS

- Keep brakes clean and free of dirt, sand, mud and other debris
- Sold in 4-pack

PART #	DESCRIPTION
0703-0885	Red
0703-0886	Yellow
0703-0887	Green

PART #	DESCRIPTION
0703-0888	Blue
0703-0889	Black



WARRIOR REAR MASTER CYLINDER COVER

- CNC-machined from 6061 billet aluminum
- Black anodized finish
- Mounting hardware included
- Easy installation

PART #	DESCRIPTION
1731-0581	For 15-23 Scout models



REAR MASTER CYLINDER COVERS

- Direct replacement for the OEM reservoir cap, with the additional benefit of covering the rear master cylinder and sleeve for an ultra-clean look
- Easy, two-bolt installation
- Durable, die-cast aluminum construction
- Available in chrome finish

PART #	DESCRIPTION
1731-0614	For 14-17 Indian models (except Scout, FTR)

All part numbers in **BLUE** are new for 2024.



FLO STAINLESS STEEL, REUSABLE "SPIN-ON" OIL FILTER

- Made from laser-cut, medical-grade, 304 stainless steel micronic filter cloth, this filter provides 200% more filter area in many cases
- Stainless filter catches items down to 35 microns, which is about three times better than most good paper or brass filters
- Unlike glued paper filters, the FLO Oil Filter pleat seam is welded and able to withstand up to 600° F
- Filter maintains consistent flow under all conditions including extreme heat, the presence of water, and cold start-ups where paper filters can flow so poorly that they often cause the bypass valve to open and allow unfiltered oil to enter your engine



- Should be the last filter an owner ever needs; this high-tech filter technology is widely used in all types of auto racing including NASCAR, Indy-type cars, Formula 1 and in the aerospace industry where filtration is of the utmost importance
- FLO reference # PCS1

PART #	DESCRIPTION
--------	-------------

0712-0149	For 14-24 Chief/Chieftain, 15-24 Scout, 15-24 Roadmaster, 17-24 Springfield, 19-24 FTR1200, 20-24 Challenger, 22-24 Pursuit
-----------	---



PERFORMANCE OIL FILTERS

- K&N delivers a premium oil filter which is built with a synthetic media specifically designed to withstand the high concentrates of synthetic racing oils
- A large filter media provides high-flow rates and outstanding oil filtration to keep your motor running clean and smooth
- Uniform pleated synthetic filter media provides high capacity and outstanding filtration
- Synthetic Media allows for the higher-flow rates associated with synthetic and synthetic blended oils
- Protected by a heavy-duty canister and baseplate, with a double-rolled seal



- Check-valve/anti-drain back valve prevents drain-back and dry starts (where applicable)
- Pre-lubed base gasket
- 17 mm hex nut (pre-drilled for safety wire security) allows easy-on, wrench-off removal (where applicable)

PART

0712-0654

0712-0654

0712-0655

0712-0655

DESCRIPTION

For 15-22 Chief/Chief Bobber/Super Chief/Chieftain/Roadmaster/Springfield

For 20-22 Challenger/Pursuit

For 15-22 Scout/Sixty, 22 Scout Rogue/Sixty

For 15-22 Scout Bobber/Sixty/Twenty



OIL FILTERS

- High-quality spin-on filter
- A dependable replacement for OEM

BLACK

FOR 20-23 CHALLENGER, 22-23 PURSUIT

0712-0479

FOR 14-22 CHIEF CLASSIC/DARK HORSE/VINTAGE/VINTAGE LE/SPRINGFIELD

0712-0479

FOR 15-22 ROADMASTER

0712-0479

CHROME

0712-0480

0712-0480

0712-0480

BLACK

FOR 15-23 SCOUT, SCOUT SIXTY, SCOUT BOBBER

0712-0479

FOR 19-20 FTR

0712-0479

CHROME

0712-0480

0712-0480

0712-0480



0712-0479

All part numbers in **BLUE** are new for 2024.WINDSHIELDS
& FAIRINGSSADDLEBAGS
& LUGGAGESEATS &
SISSY BARS

EXHAUST

FUEL/AIR
SYSTEMS

ENGINE

TRANSMISSION,
CLUTCH LINE
& DRIVELINEGASKETS
& SEALS

ELECTRICAL

LIGHTING
& LICENSE
PLATESHANDLEBARS,
CONTROLS
& MIRRORS

CABLES

BRAKES &
BRAKE LINESTANKS &
OIL FILTERSDASHES
& GAUGESFRAMES &
SUSPENSION

FENDERS

FOOTRESTS &
FLOORBOARDSWHEELS
& AXLESCOVERS,
LOCKS &
GENERALAUDIO,
COMMUNICATION
& MOUNTS

- WINDSHIELDS
& FAIRINGS
- SADDLEBAGS
& LUGGAGE
- SEATS &
SISSY BARS
- EXHAUST
- FUEL/AIR
SYSTEMS
- ENGINE
- TRANSMISSION,
CLUTCH LINE
& DRIVELINE
- GASKETS
& SEALS
- ELECTRICAL
- LIGHTING
& LICENSE
PLATES
- HANDLEBARS,
CONTROLS
& MIRRORS
- CABLES
- BRAKES &
BRAKE LINES
- TANKS &
OIL FILTERS
- DASHES
& GAUGES
- FRAMES &
SUSPENSION
- FENDERS
- FOOTRESTS &
FLOORBOARDS
- WHEELS
& AXLES
- COVERS,
LOCKS &
GENERAL
- AUDIO,
COMMUNICATION
& MOUNTS



0712-0503



0712-0301




HIFLOFILTRO® STANDARD OIL FILTERS

- The original Hiflofiltro factory was founded in 1955 and has been manufacturing filters for the OEM motor industry since 1963
- With the experience of more than five decades, constant research and development and featuring a completely modern production facility, Hiflofiltro offers some of the best quality filters in the world

- Production monitored to ensure OEM or better quality
- Constructed using the best materials available
- One of the broadest ranges of aftermarket coverage

PART #	DESCRIPTION
0712-0503	For 14-23 Chief Classic/Dark Horse/Vintage/Vintage LE/Springfield
0712-0503	For 14-23 Chieftain

PART #	DESCRIPTION
0712-0503	For 15-23 Roadmaster
0712-0503	For 20-23 Challenger, 22-23 Pursuit
0712-0301	For 15-22 Scout/Sixty/Bobber/Rogue



PART #	DESCRIPTION
1011-4536	For 19-23 Indian models (except Challenger, Scout and FTR)



REAR OIL PANEL ACCENT

- Quality die-cast aluminum construction with a chrome finish
- Surrounds the oil filler cap and covers the wrinkle black base of the motor
- Installs using high-strength 3M® VHB™ adhesive



CHROME OIL COOLER COVER

- Mounts directly over the oil cooler
- Does not restrict airflow
- Simple to install

PART #	DESCRIPTION
0713-0130	For 14-23 Indian models (except Challenger, Scout/Scout Sixty/Scout Bobber, FTR)



All part numbers in **BLUE** are new for 2024.

DAYTONA**DEVA MULTI-FUNCTION GAUGE**

- Speedometer, odometer, engine speed display
- Water, oil and air temperature
- Black ABS housing
- LED indicators
- 8,0-18,0 V
- Measures 132 mm L x 58 mm W x 25 mm H
- E-marked
- ECE approved



PART #	DESCRIPTION
2210-0588	DEVA multi-functioning gauge

WINDSHIELDS
& FAIRINGSSADDLEBAGS
& LUGGAGESEATS &
SISSY BARS

EXHAUST

FUEL/AIR
SYSTEMS

ENGINE

TRANSMISSION,
CLUTCH LINE
& DRIVELINEGASKETS
& SEALS

ELECTRICAL

LIGHTING
& LICENSE
PLATESHANDLEBARS,
CONTROLS &
MIRRORS

CABLES

BRAKES &
BRAKE LINESTANKS &
OIL FILTERS**DASHES
& GAUGES**FRAMES &
SUSPENSION

FENDERS

FOOTRESTS &
FLOORBOARDSWHEELS
& AXLESCOVERS,
LOCKS &
GENERALAUDIO,
COMMUNICATION
& MOUNTS**ASURA MULTI-FUNCTION COMPUTER**

- Functions as speedometer, odometer, clock
- Dual temperature gauge, air and engine
- Oil changing time notification
- LCD indicators
- Measures 120 mm L x 28,5 mm W x 40 mm H
- Waterproof
- E-marked



PART #	DESCRIPTION
2210-0589	Asura multi-function computer

**NANO 2 SPEEDOMETER**

- Km/h and mph selectable
- White LED display for night riding
- Waterproof
- Measures 60 mm L x 40 mm W x 17,5 mm H
- 9V with PP3 battery available separately
- E-marked
- ECE approved



PART #	DESCRIPTION
2210-0589	Nano 2 speedometer

**"CUBE" DIGITAL LCD SPEEDOMETER AND TACHOMETER**

- Speedometer: 0-399 km/h or 0-250 MPH
- Voltmeter: 8-18V
- RPM meter: 0-10,000 rpm or 0-20,000 rpm
- Shift-up warning by blinking bar graph
- Odometer: 0-99,999 km (mile)
- Trip meter 1&2: 0-9,999,9 km (mile)
- Aluminum housing, black anodized
- Compact size 50 mm (1,96") x 50 mm (1,96") x 25 mm (0,98")
- Waterproof
- ECE approved



PART #	DESCRIPTION
2212-0894	"Cube" digital LCD speedometer and tachometer

All part numbers in **BLUE** are new for 2024.

- WINDSHIELDS & FAIRINGS
- SADDLEBAGS & LUGGAGE
- SEATS & SISSY BARS
- EXHAUST
- FUEL/AIR SYSTEMS
- ENGINE
- TRANSMISSION, CLUTCH LINE & DRIVELINE
- GASKETS & SEALS
- ELECTRICAL
- LIGHTING & LICENSE PLATES
- HANDLEBARS, CONTROLS & MIRRORS
- CABLES
- BRAKES & BRAKE LINES
- TANKS & OIL FILTERS
- DASHES & GAUGES
- FRAMES & SUSPENSION
- FENDERS
- FOOTRESTS & FLOORBOARDS
- WHEELS & AXLES
- COVERS, LOCKS & GENERAL
- AUDIO, COMMUNICATION & MOUNTS

DAYTONA



DIGITAL VELONA SPEEDOMETER

- Black LCD display with white LED back light
- Stainless steel housing
- V-shaped bracket included
- E-marked
- ECE approved

PART #	DESCRIPTION
2210-0578	Digital Velona speedometer



VELONA-W SPEEDOMETER

- Shows speed up to 200 km/h and rpm up to 9,000
- Control lights for right and left turn signals, high beams and hazard lights
- Black with white letters and white LED back light
- Stainless steel housing (80 mm D)
- Km/h or mph selectable
- E-marked
- ECE approved

PART #	DESCRIPTION
2210-0569	Velona-W speedometer



VELONA 80 SPEEDOMETER

- Measures speed and rpm
- LCD readout with multiple functions
- Km/h or mph selectable
- 80 mm matte black body made
- 200 max (km/h or mph depending on user selection) from stainless steel
- V-shaped bracket included
- E-marked
- ECE approved



PART #	DESCRIPTION
2210-0570	Velona 80 speedometer



VELONA 60 SPEEDOMETERS

- 60 mm matte black body made from stainless steel
- Measures speeds up to 200 km/h or 200 mph depending on user selection
- Stainless steel housing
- Black scale with white LED backlight
- V-shaped bracket included
- ECE approved



2210-0572



2210-0574



2210-0575

PART #	DESCRIPTION	PART #	DESCRIPTION	PART #	DESCRIPTION
2210-0572	Black speedometer w/ turn signals	2210-0574	Black speedometer	2210-0575	Polished speedometer



VELONA 48 MM SPEEDOMETERS

- 48 mm matte black body made from stainless steel
- Km/h or mph selectable
- 200 max (km/h or mph depending on user selection)
- Three different selectable LED colors for display (white/blue/orange)
- E-marked
- ECE approved



PART #	DESCRIPTION
2210-0579	Velona 48 speedometer

All part numbers in **BLUE** are new for 2024.

DAYTONA



VELONA 80 TACHOMETER

- LCD readout with multiple functions
- Simple, two-button operation
- Max rpm of 9,000
- Voltmeter measures 0,0-18,0 V
- 80 mm matte black body constructed from stainless steel
- V-shaped bracket included
- ECE approved



PART #
2211-0190

DESCRIPTION
9,000 rpm max



VELONA 60 TACHOMETERS

- Stepping motor-driven tachometer
- 0-18,0 V
- White display LED color
- Shift-up warning with red LED
- 60 mm body constructed from stainless steel

2211-0195



2211-0196



2211-0192

PART #

2211-0195

2211-0196

DESCRIPTION

8000 rpm max, black

8000 rpm max, polished

PART #

2211-0192

¹ Blue LED display.

DESCRIPTION

9000 rpm max, black

VELONA 48 ANALOG VOLTMETER

- High quality analog Velona 48 voltmeter for monitoring the battery voltage of the motorcycle
- Stepper motor with precise volt display
- Voltmeter Range: 8,0-16,0V
- Battery warning: Low voltage alert by red LED backlight when less than 12V
- Stainless steel housing
- Includes V-shaped bracket



2212-0875



2212-0876

PART #

2212-0875

DESCRIPTION

Clear face

PART #

2212-0876

DESCRIPTION

Red face

VELONA 48 TACHOMETER

- 48 mm body constructed from stainless steel
- Three different selectable colors for LED display (white/blue/orange)
- Voltmeter range of 0,0-18,0 V
- Shift-up warning with red LED
- 48 mm body constructed from stainless steel

PART #

2211-0199

DESCRIPTION

9,000 rpm max

All part numbers in **BLUE** are new for 2024.

WINDSHIELDS
& FAIRINGS

SADDLEBAGS
& LUGGAGE

SEATS &
SISSY BARS

EXHAUST

FUEL/AIR
SYSTEMS

ENGINE

TRANSMISSION,
CLUTCH LINE
& DRIVELINE

GASKETS
& SEALS

ELECTRICAL

LIGHTING
& LICENSE
PLATES

HANDLEBARS,
CONTROLS
& MIRRORS

CABLES

BRAKES &
BRAKE LINES

TANKS &
OIL FILTERS

DASHES
& GAUGES

FRAMES &
SUSPENSION

FENDERS

FOOTRESTS &
FLOORBOARDS

WHEELS
& AXLES

COVERS,
LOCKS &
GENERAL

AUDIO,
COMMUNICATION
& MOUNTS

- WINDSHIELDS
& FAIRINGS
- SADDLEBAGS
& LUGGAGE
- SEATS &
SISSY BARS
- EXHAUST
- FUEL/AIR
SYSTEMS
- ENGINE
- TRANSMISSION,
CLUTCH LINE
& DRIVELINE
- GASKETS
& SEALS
- ELECTRICAL
- LIGHTING
& LICENSE
PLATES
- HANDLEBARS,
CONTROLS
& MIRRORS
- CABLES
- BRAKES &
BRAKE LINES
- TANKS &
OIL FILTERS
- DASHES
& GAUGES
- FRAMES &
SUSPENSION
- FENDERS
- FOOTRESTS &
FLOORBOARDS
- WHEELS
& AXLES
- COVERS,
LOCKS &
GENERAL
- AUDIO,
COMMUNICATION
& MOUNTS

DAYTONA



PART #	DESCRIPTION
2212-0851	Compact voltmeter

COMPACT VOLTMETER

- Universal voltmeter with LCD display
- Easy-to-mount
- Waterproof
- 42 mm L x 25 mm W x 10,8 mm H



2212-0853



2212-0854



2212-0895

MICRO INDICATORS

- Constructed of CNC-machined aluminum
- Alpha measure 47 mm L x 14 mm W x 11,7 mm H
- Beta measure 46,8 mm L x 13,8 mm W x 11,5 mm H

PART #	DESCRIPTION
ALPHA	
2212-0852	Black
2212-0853	Chrome

PART #	DESCRIPTION
BETA	
2212-0854	Black
2212-0855	Chrome
2212-0856	Silver

PART #	DESCRIPTION
GAMMA	
2212-0895	Black



PART #	DESCRIPTION
2212-0849	Nano 2 gear shift indicator

NANO 2 GEAR SHIFT INDICATOR

- Selectable top gear 4/5/6/7/8
- Shift warning with bar graph
- White LED display at night
- Waterproof
- Measures 60 mm L x 40 mm W x 17,5 mm H
- 9V with PP3 battery available separately

VELONA GAUGE REMOTE

- Operates Velona gauges remotely instead of pressing bottom buttons
- For 22,5/25,4 mm handlebars
- Can wire outside or inside handlebars
- Max current capacity of 50 mA
- 12 mm wide



PART #	DESCRIPTION
0616-0391	Velona gauge remote

All part numbers in **BLUE** are new for 2024.

DAYTONA



CNC TWO-BUTTON SWITCHES FOR VELONA

- CNC aluminum housing and button
- For 22,2 (7/8") and 25,4 mm (1") handlebars
- Max. current capacity 50mA
- Width measures 12 mm (15/32")
- Wiring outside or inside handlebar possible

PART #	DESCRIPTION
2106-0606	Black

- Operates Velona gauges remotely
- Can be used for other purpose if using additional relay

PART #	DESCRIPTION
2106-0608	Chrome

VELONA 60 U-SHAPED BRACKET

- U-shaped steel bracket easily mounts Velona 60 to a vintage headlight



2212-0837



2212-0840



2212-0857

VELONA GAUGE BRACKETS

- CNC-machined aluminum (unless noted)

PART #	DESCRIPTION
2212-0836	Meter bracket for Velona 60
2212-0837	Combinative bracket for Velona 48, black
2212-0838	Double meter bracket for Velona 48, black
2212-0839	Combinative bracket for Velona 60, black
2212-0840	Combinative bracket for Velona 60, polished
2212-0841	Anti-vibration center bracket for Velona 60, 10° bend

PART #	DESCRIPTION
2212-0842	Anti-vibration center bracket for Velona 60
2212-0843	Anti-vibration left offset bracket for Velona 60, 10° bend
2212-0844	Anti-vibration, right offset bracket for Velona 60, 10° bend
2212-0845	Anti-vibration, right offset bracket for Velona 60
2212-0857	U-bracket



PROXIMITY SPEED SENSOR

- Non-contact speed sensor
- Can generate electrical pulse signal from most vehicles
- 2,000 mm wire length

PART #	DESCRIPTION
2210-0587	Proximity speed sensor

2210-0581



SPEED CONVERTERS

- Available in a variety of styles and wire lengths

PART #	DESCRIPTION	WIRE LENGTH
2210-0581	10 mm D insert	1,280 mm
2210-0582	18 mm D plug connection	1,280 mm
2210-0583	15 mm D insert	1,800 mm
2210-0584	M12 female thread	1,200 mm
2210-0586	Twin signal universal	650 mm

All part numbers in **BLUE** are new for 2024.

- WINDSHIELDS
& FAIRINGS
- SADDLEBAGS
& LUGGAGE
- SEATS &
SISSY BARS
- EXHAUST
- FUEL/AIR
SYSTEMS
- ENGINE
- TRANSMISSION,
CLUTCH LINE
& DRIVELINE
- GASKETS
& SEALS
- ELECTRICAL
- LIGHTING
& LICENSE
PLATES
- HANDLEBARS,
CONTROLS
& MIRRORS
- CABLES
- BRAKES &
BRAKE LINES
- TANKS &
OIL FILTERS
- DASHES
& GAUGES
- FRAMES &
SUSPENSION
- FENDERS
- FOOTRESTS &
FLOORBOARDS
- WHEELS
& AXLES
- COVERS,
LOCKS &
GENERAL
- AUDIO,
COMMUNICATION
& MOUNTS

DAYTONA



RPM PULSE RECTIFIER

- Used to correct unstable or undetectable RPM signal
- Induction wire set sold separately

PART #	DESCRIPTION
2130-0336	Pulse rectifier

PART #	DESCRIPTION
2130-0335	Induction wire set



OIL TEMPERATURE SENSOR

- Extension wire sold separately

PART #	DESCRIPTION
2212-0850	Oil temperature sensor

PART #	DESCRIPTION
2212-0847	Extension wire (1,200 mm)



AIR TEMPERATURE SENSOR

- Extension wire sold separately

PART #	DESCRIPTION
2212-0848	Air temperature sensor

PART #	DESCRIPTION
2130-0334	3,17 mm extension wire



KURYAKYN

AZTEC STEREO ACCENTS


- Bring life to the panel surrounding the Indian Ride Command touchscreen and controls for a completely new look
- Hassle-free installation using high-strength 3M™ VHB™ adhesive
- Durable, injection-molded ABS available in chrome

PART #	DESCRIPTION
4405-0502	For 17-23 Chieftain/Roadmaster

KURYAKYN

AZTEC GAUGE CLUSTER ACCENTS

- Feature a grooved and beveled design that delivers a clean, custom style to the recessed area surrounding the gauges
- Hassle-free installation using high-strength 3M® VHB™ adhesive
- Durable, injection-molded ABS available in chrome



PART #	DESCRIPTION
2202-0288	For 17-23 Chieftain/Roadmaster models

All part numbers in **BLUE** are new for 2024.



FREEWAY BARS

- Made from stout 32 mm (1 1/4") diameter thick-wall steel and with heavy-duty welded flanges
- Constructed for strength and long-lasting good looks
- Available in chrome or black anodized finish

CAUTION: Highway bars are designed for appearance only and may provide only a small amount of protection for the motorcycle. They are not intended to provide bodily protection in any circumstance.

PART #	DESCRIPTION
FOR SCOUT 15-23 MODELS	
0505-2113	Chrome

0505-2114



PART #	DESCRIPTION
FOR SCOUT 15-23 MODELS (CONT)	
0505-2114	Black



BLACK CLASSIC PAC-A-DERMS™

- Front engine guard covers block wind and water spray
- Includes a pair of Black Classic EZ Mount™ removable pouches
- No tools required to install, securely attach with custom hold snaps to wrap around the highway bars

PART #	DESCRIPTION
1624-0331	OEM round bars (#2879581-156) on 14-23 Roadmaster, 17-23 Springfield, 14-22 Chief



HIDDEN TRAILER HITCHES

- Hitch is hidden when tongue is removed
- Bolt-on installation
- Made from high-tensile steel
- Chrome-plated tongue
- Includes mounting instructions and hardware




PART #	DESCRIPTION
3902-0204	For all 17-23 Indian models (except Scout/FTR)



TRAILER WIRING SUB-HARNESS

- Six-pin Molex plug-and-play motorcycle trailer wiring sub-harness
- No splicing or soldering
- No damage to your factory wiring
- Plugs directly into your factory taillight harness


PART #	DESCRIPTION
3902-0193	For 14-23 Chief/Chieftain



TRAILER ISOLATOR HARNESS

- Five-wire features left, right, brake, turn and ground wire outputs
- Four-wire features a molded flat connector with left/brake, right/brake, run and ground wire outputs

PART #	DESCRIPTION
FOR 14-21 INDIAN MODELS (EXCEPT SCOUT)	
2010-1355	5-wire harness
2010-1356	4-wire harness

WINDSHIELDS
& FAIRINGSSADDLEBAGS
& LUGGAGESEATS &
SISSY BARS

EXHAUST

FUEL/AIR
SYSTEMS

ENGINE

TRANSMISSION,
CLUTCH LINE
& DRIVELINEGASKETS
& SEALS

ELECTRICAL

LIGHTING &
LICENSE
PLATESHANDLEBARS,
CONTROLS
& MIRRORS

CABLES

BRAKES &
BRAKE LINESTANKS &
OIL FILTERSDASHES
& GAUGESFRAMES &
SUSPENSION

FENDERS

FOOTRESTS &
FLOORBOARDSWHEELS
& AXLESCOVERS,
LOCKS &
GENERALAUDIO,
COMMUNICATION
& MOUNTS

All part numbers in **BLUE** are new for 2024.

- WINDSHIELDS
& FAIRINGS
- SADDLEBAGS
& LUGGAGE
- SEATS &
SISSY BARS
- EXHAUST
- FUEL/AIR
SYSTEMS
- ENGINE
- TRANSMISSION,
CLUTCH LINE
& DRIVELINE
- GASKETS
& SEALS
- ELECTRICAL
- LIGHTING
& LICENSE
PLATES
- HANDLEBARS,
CONTROLS
& MIRRORS
- CABLES
- BRAKES &
BRAKE LINES
- TANKS &
OIL FILTERS
- DASHES
& GAUGES
- FRAMES &
SUSPENSION
- FENDERS
- FOOTRESTS &
FLOORBOARDS
- WHEELS
& AXLES
- COVERS,
LOCKS &
GENERAL
- AUDIO,
COMMUNICATION
& MOUNTS



KURYAKYN

CHIN FAIRING

- Clean up the lower front end of the frame by covering the oil filter, voltage regulator and exposed wiring
- Made from durable, high-impact injection-molded ABS and includes steel mounting bracket for easy bolt-on installation
- Open grilled design does not restrict airflow
- Installs on Indian Big Twins with or without an oil cooler
- High-impact ABS construction available in chrome

PART #	DESCRIPTION
0504-0315	For 14-23 Indian models (except Scout, Scout Sixty, FTR and Challenger)

KURYAKYN

TIE-DOWN BRACKETS

- Provide a secure, easily accessible location to attach tie-down straps for transport
- Laser-cut from high-quality, durable steel
- Chrome finish
- Quick, easy installation
- Sold in pairs

PART #	DESCRIPTION
3920-0436	For 14-23 Chief, Classic, Dark Horse and Vintage models



REAR STAND HOOK KIT BOLT SETS

- Bolt sets for rear stand lift kits

PART #	DESCRIPTION
FOR 19-23 FTR 1200/S	
4101-0402	Bolt set 12x100 mm



PART #	DESCRIPTION
FOR 19-23 FTR 1200/S (CONT)	
4101-0403	Bolt set 20x135 mm



STEERING STEM BEARING KIT

- Designed as a drop-in replacement to upgrade OEM ball-type bearings to taper bearings (where ball-type bearings are used by the OEM)
- Designed as a replacement taper bearing seat (where taper bearings are original equipment)
- Kit comes complete with both upper and lower taper bearing cups and cones and seals (both top and bottom seals are included in most kits)
- Tapered roller bearings decrease maintenance along with less wear and longer life

PART #	DESCRIPTION
0410-0192	For 14-23 Chief Classic/Chief Vintage/Chieftain/Super Chief, 15-22 Roadmaster/Scout/Scout Sixty, 16-22 Springfield



All part numbers in **BLUE** are new for 2024.



FORK COVER KITS

- Complete 6-piece fork cover kit in black with the lower covers made of aluminum or with bellows
- With this kit you cover the fork tubes above, between and below the fork bridges, if the original mask and the original turn signals including holders are removed
- This covers the fork tubes and the entire fork appears bulkier and completely black
- This fork cover kit can be used with the Original Equipment front fender or custom fenders
- The individual covers are attached using concealed grub screws and thus center themselves on the fork tubes; this ensures that the cover is held securely

- To ensure that the gaps between the covers and the triple clamps are exactly parallel, the covers have been provided with the same bevels as the triple clamps
- Our covers are made of high-quality aluminum and are milled on the most modern 5-axis machining centers and then powdercoated in glossy black
- Assembly is very simple, the upper and the lower cover are only pushed over the fork tube and screwed tight
- On the inside of the lower cover there is a cut-out for clearance on the fender and is therefore hardly visible

FOR 18-23 SCOUT BOBBER

PART #	DESCRIPTION
LONG UPPER FORK COVERS	
0411-0212	Unmilled fork caps and aluminum lower fork covers
0411-0213	Milled fork caps and aluminum lower fork covers
0411-0214	Milled fork caps and bellows
0411-0215	Unmilled fork caps and bellows
MID UPPER FORK COVERS	
0411-0216	Unmilled fork caps and aluminum lower fork covers
0411-0217	Milled fork caps and aluminum lower fork covers

PART #	DESCRIPTION
MID UPPER FORK COVERS (CONT)	
0411-0218	Milled fork caps and bellows
0411-0219	Unmilled fork caps and bellows
SHORT UPPER FORK COVERS	
0411-0220	Unmilled fork caps and aluminum lower fork covers
0411-0221	Milled fork caps and aluminum lower fork covers
0411-0222	Milled fork caps and bellows
0411-0223	Unmilled fork caps and bellows

0411-0233

UPPER FORK COVERS

- High-quality milled aluminum
- Powder-coated in gloss black
- Inner cut-out for fender clearance
- Simple assembly; the pieces are pushed over the fork tube and screwed tight
- Sold in pairs



FOR 18-23 SCOUT BOBBER/BOBBER SIXTY/BOBBER TWENTY

PART #	DESCRIPTION	PART #	DESCRIPTION	PART #	DESCRIPTION
0411-0233	Long	0411-0234	Mid	0411-0235	Short

LOWER FORK COVERS

- High-quality milled aluminum
- Powder-coated in gloss black
- Inner cut-out for fender clearance
- Simple assembly; the pieces are pushed over the fork tube and screwed tight

FORK CAPS

- Cover the fork tubes above the fork bridge and are securely fastened with a concealed set screw
- Made of high-quality aluminum and are milled on the most modern 5-axis machining centers and then powdercoated in glossy black
- Sold in pairs

PART #	DESCRIPTION
FOR 18-23 SCOUT BOBBER/BOBBER SIXTY/BOBBER TWENTY	
0404-0651	Black

PART #	DESCRIPTION
0411-0224	For 18-23 Scout Bobber/Bobber Sixty/Bobber Twenty



PART #	DESCRIPTION
FOR 18-23 SCOUT BOBBER/BOBBER SIXTY/BOBBER TWENTY (CONT)	
0404-0654	Black w/machined logo

All part numbers in **BLUE** are new for 2024.

- WINDSHIELDS
& FAIRINGS
- SADDLEBAGS
& LUGGAGE
- SEATS &
SISSY BARS
- EXHAUST
- FUEL/AIR
SYSTEMS
- ENGINE
- TRANSMISSION,
CLUTCH LINE
& DRIVELINE
- GASKETS
& SEALS
- ELECTRICAL
- LIGHTING
& LICENSE
PLATES
- HANDLEBARS,
CONTROLS
& MIRRORS
- CABLES
- BRAKES &
BRAKE LINES
- TANKS &
OIL FILTERS
- DASHES
& GAUGES
- FRAMES &
SUSPENSION
- FENDERS
- FOOTRESTS &
FLOORBOARDS
- WHEELS
& AXLES
- COVERS,
LOCKS &
GENERAL
- AUDIO,
COMMUNICATION
& MOUNTS



0414-0550



AXEO HIGH-PERFORMANCE FRONT SUSPENSION SYSTEMS FOR SCOUT MODELS

- Designed to be used with stock diameter front wheels
 - Easy installation
 - Includes two mono-tube, dual chambered damper cartridges and two top out springs
 - Performance spring rate
 - Machined 303 stainless threaded pre-load adjuster
 - Increased pre-load range allows tuning for various riding styles and weights
- Ride quality is smooth and controlled
 - Improves stability, cornering and traction
 - Eliminates front-end dive during aggressive braking and maneuvering
 - Firm feel for high-speed sweeping turns
 - Eliminates bottoming out on large bumps or potholes
 - Reduces dragging floorboards and pegs
 - Designed optimum performance with Legend rear suspensions

PART #	DESCRIPTION
0414-0550	For 18-23 Scout and Scout Bobber

PART #	DESCRIPTION
0414-0545	For 15-23 Scout, 17-23 Scout Sixty, 22-23 Scout Rogue/Scout Rogue Sixty



FRONT FORK SPRING KITS

- Shorter braking distance
 - Better balance in the bike, more comfortable riding, even with passenger
 - Easy cornering
 - Improved tire life
- More grip in dry and wet weather
 - More confidence; it makes your ride more comfortable and/or faster
 - Overall sense of confidence in the bike
 - Include front fork oil

PART #	DESCRIPTION
0405-1100	15-22 Chieftain/Roadmaster (models w/ air-supported shock)
0405-0515	15-17 Scout

PART #	DESCRIPTION
0405-1104	18-21 Scout
0405-1059	18-22 Scout Bobber

All part numbers in **BLUE** are new for 2024.



FRONT FORK SPRING

- Progressive springs offer a soft initial spring rate for a plush ride
- Progressively wound design provides increased resistance to bottoming as spring compresses
- Improve handling while retaining OEM geometry
- Sold in pairs

PART #	DESCRIPTION
0405-0528	For 15-23 Scout models
0405-1098	For 19-23 FTR1200/S models



FORK LOWERING KITS

- Give Cruiser bike front ends that custom lowered look by lowering the forks
- Your choice of 25 mm (1") or 51 mm (2") lowering height is available at time of installation
- To maintain proper balanced geometry, it is recommended lowering the rear of the bike the same amount as the front (Progressive Suspension Series shocks available for lowering the rear); see page 176
- Installing a lowering kit will decrease initial ground clearance; motorcycle will be lower to the ground, and care should be taken to avoid bottoming, especially over bumps or in turns

PART #	DESCRIPTION
0416-0095	For 15-23 Scout models



FORK BUSHING KIT

- PTFE-coated bushings are dyno-tested to 500,000 strokes with less wear than OEM
- Kit includes two slider bushings and two leg bushings
- Kit includes all copper washers and O-rings
- Kit includes two fork seal snap rings


PART #	DESCRIPTION
0407-0684	For 14-18 Chief Classic, 14-21 Chief Vintage, 14-22 Chieftain, 15-22 Roadmaster, 16-22 Springfield


REVO-A

LEGEND REVO-A COIL SUSPENSION FOR SCOUT MODELS

- Provides improved plush ride quality, control and resistance to bottoming out
- Extended coil length has larger "sweet spot" without increasing overall shock length
- Unique spring rate offers the ability to soften preload, reducing ride height and maintaining a smooth ride
- Allows minimal preload adjustments when changing between riders' weights or loads
- Adjusts by hand, no tools needed

PART #	DESCRIPTION
1310-1739	For 15-23 Scout/Scout Sixty, 18-23 Scout Bobber/Scout Bobber Sixty, 22-23 Scout Rogue/Scout Rogue Sixty



- Easy installation
 - Suspension alignment is provided by spherical bearings on both top and bottom
 - External knob has six adjustments to allow fine-tuning of rebound
 - Provides optimum rebound performance for any given rider weight, personal ride quality preference or personal riding style
 - Light to heavy riders can fine-tune ride preference
 - Available only in black type III hard coat anodize
- NOTE:** For solo rider only, with total weight of 113 kg (250 lb) or less.

All part numbers in **BLUE** are new for 2024.

WINDSHIELDS
& FAIRINGS

SADDLEBAGS
& LUGGAGE

SEATS &
SISSY BARS

EXHAUST

FUEL/AIR
SYSTEMS

ENGINE

TRANSMISSION,
CLUTCH LINE
& DRIVELINE

GASKETS
& SEALS

ELECTRICAL

LIGHTING
& LICENSE
PLATES

HANDLEBARS,
CONTROLS
& MIRRORS

CABLES

BRAKES &
BRAKE LINES

TANKS &
OIL FILTERS

DASHES
& GAUGES

FRAMES &
SUSPENSION

FENDERS

FOOTRESTS &
FLOORBOARDS

WHEELS
& AXLES

COVERS,
LOCKS &
GENERAL

AUDIO,
COMMUNICATION
& MOUNTS

WINDSHIELDS
& FAIRINGS

SADDLEBAGS
& LUGGAGE

SEATS &
SISSY BARS

EXHAUST

FUEL/AIR
SYSTEMS

ENGINE

TRANSMISSION,
CLUTCH LINE
& DRIVELINE

GASKETS
& SEALS

ELECTRICAL

LIGHTING
& LICENSE
PLATES

HANDLEBARS,
CONTROLS
& MIRRORS

CABLES

BRAKES &
BRAKE LINES

TANKS &
OIL FILTERS

DASHES
& GAUGES

FRAMES &
SUSPENSION

FENDERS

FOOTRESTS &
FLOORBOARDS

WHEELS
& AXLES

COVERS,
LOCKS &
GENERAL

AUDIO,
COMMUNICATION
& MOUNTS



444 SERIES

- Features the Frequency Sensing Technology (FST) which allows the shocks to sense the frequency of a bump and automatically adjust damping for superior ride quality
- Deflective disc valving
- Adjust spring pre-load by hand, no special tool needed
- Includes a progressive-rate spring and is high-pressure gas charged for consistent performance
- Standard or heavy-duty spring rate with a black or chrome finish
- Sold in pairs

NOTE: A shock which is slightly longer than stock may alter the head angle slightly and provide somewhat quicker steering.

NOTE: A shock which is slightly shorter than stock may slightly alter the head angle and provide somewhat slower steering.

FOR 15-23 SCOUT, SCOUT SIXTY, SCOUT BOBBER

DESCRIPTION	279 MM (11")	292 MM (11,5")	305 MM (12")
STANDARD			
Chrome	-	1310-1584	-
Black	1310-1576	1310-1578	1310-1580

1310-1576



NOTE: Heavy-Duty Applications are recommended for bikes that are operated at or near the manufacturer's maximum load rating over 50% of the time.

NOTE: Before purchasing or attempting to install shocks that are different than the OEM length, confirm that your wheel travel can be altered without causing clearance issues such as swingarm/axle to exhaust contact as well as chain/belt guard or tire contact.

DESCRIPTION	279 MM (11")	292 MM (11,5")	305 MM (12")
HEAVY-DUTY			
Black	1310-1577	-	1310-1581



REAR SHOCK SPRING

- Progressive rear spring is designed to smoothly transfer engine power to the road while controlling your bike, ensuring more stability and will significantly reduce tire wear
- Shorter braking distance
- Better balance in the bike, more comfortable riding, even with passenger
- Easy cornering
- More grip in dry and wet weather
- More confidence, it makes you feel more comfortable and/or faster
- Overall sense of confidence in the bike
- Available in black

PART #

1312-0886

DESCRIPTION

15-22 Chieftain/Roadmaster (w/ air supported shock)



REAR SUSPENSION LOWERING KIT

- Replace the stock suspension arms
- Give your bike the low look without losing suspension travel
- Kit includes everything needed for a complete installation
- Lowers bike approximately 38 mm (1,5")



PART #

1304-0899

DESCRIPTION

For 14-18 Chieftain models

All part numbers in **BLUE** are new for 2024.



TIRE HUGGER SERIES FRONT FENDERS

- Hug your 16-19" or 21" wheels
- Pre-drilled and E-coated for factory precision
- Add style and show off those rims
- Stamped from 14-gauge steel for torsional rigidity and strength
- Fender comes with mounting hardware and chrome spacers

PART #	DESCRIPTION
FOR 20-23 CHALLENGER	
16"/17"/18"/19" FRONT WHEEL	
1402-0415	Slicer
1402-0416	Wrapper



Slicer



Wrapper

PART #	DESCRIPTION
FOR 14-20 CLASSIC VINTAGE, 15-23 DARK HORSE, 16-20 SPRINGFIELD, 14-23 CHIEFTAIN, 15-23 ROADMASTER	
16"/17"/18"/19" FRONT WHEEL	
1402-0389	Wrapper
1402-0391	Slicer
21" FRONT WHEEL	
1402-0388	Wrapper



1402-0362



1402-0364

FRONT FENDERS

- All fenders come predrilled and E-coated and are stamped, not spun, for the ultimate smooth, long-lasting fender
- Steel fenders are thick enough to add rigidity to the front end by acting like a fork brace, but can still be cut or shaped enough for an even more Kustom appearance
- 16", 17", 18" and 19" fenders for Indian Scout models
- Benchmark is a more slammed, lower profile look
- Outrider is a tire-hugging style
- All are direct bolt-on replacement front fenders that use stock mounting hardware



1402-0363

FOR 15-23 SCOUT MODELS

PART #	DESCRIPTION	PART #	DESCRIPTION	PART #	DESCRIPTION
16"/17"/18"/19" FRONT WHEEL		16"/17"/18"/19" FRONT WHEEL (CONT)		16"/17"/18"/19" FRONT WHEEL (CONT)	
1402-0362	Klassik	1402-0363	Outrider	1402-0364	Benchmark



1402-0382



1402-0383



FRONT FENDERS

- Fender comes pre-drilled and E-coated and is stamped, not spun, for the ultimate smooth, long-lasting fender
- Steel fender is thick enough to add rigidity to the front end by acting as a fork brace
- Can still be cut or shaped enough for an even more Kustom appearance; you decide

- Direct bolt-on replacement front fender that uses stock mounting hardware
- Gives the Klassik full-fender look that still shows off the wheel

FOR 14-20 CLASSIC VINTAGE, 15-21 DARK HORSE, 16-20 SPRINGFIELD, 14-21 CHIEFTAIN, 15-21 ROADMASTER

PART #	DESCRIPTION	PART #	DESCRIPTION
1402-0382	16"/17"/18"/19"	1402-0383	21"

All part numbers in **BLUE** are new for 2024.

- WINDSHIELDS
& FAIRINGS
- SADDLEBAGS
& LUGGAGE
- SEATS &
SISSY BARS
- EXHAUST
- FUEL/AIR
SYSTEMS
- ENGINE
- TRANSMISSION,
CLUTCH LINE
& DRIVELINE
- GASKETS
& SEALS
- ELECTRICAL
- LIGHTING
& LICENSE
PLATES
- HANDLEBARS,
CONTROLS
& MIRRORS
- CABLES
- BRAKES &
BRAKE LINES
- TANKS &
OIL FILTERS
- DASHES
& GAUGES
- FRAMES &
SUSPENSION
- FENDERS
- FOOTRESTS &
FLOORBOARDS
- WHEELS
& AXLES
- COVERS,
LOCKS &
GENERAL
- AUDIO,
COMMUNICATION
& MOUNTS



PRO SHORT FAT FRONT FENDER KIT

- Fat front fender kit in short length "Pro Short" style
- Front fender kits allow 180 mm 18" x 5,5" wide front wheel/tire setups to be installed on Indian Touring Chieftain, Roadmaster and Springfield models
- Features a direct bolt-on design with specially notched sides to fit a 180 mm wide front tire inside the factory fork legs without any custom fabrication

- Made from premium quality steel for strength and durability
- NOTE:** Will fit with fabrication on 14-18 Chieftain models with early style fairing and 18" front wheel. Bottom of the fairing needs to be slightly trimmed for clearance.

PART #	DESCRIPTION
1401-0729	For 19-23 Chieftain/Roadmaster/Springfield w/ new redesigned style fairing and 19" wheels



1402-0424



1402-0425




OLD SCHOOL FRONT FENDERS

- Shorter, narrower and clears the view of the front wheel
- Provides a clean and cool look
- A 100% custom-fit ABS plastic part, so it offers 100% fitting accuracy
- No adjustment work necessary
- All bores and millings are milled on the most modern 5-axis CNC machining centers, so that the fender only has to be exchanged for the original
- Available in gloss black or a raw finish ready for painting

PART #	DESCRIPTION	PART #	DESCRIPTION
FOR 15-23 SCOUT/SCOUT BOBBER MODELS		FOR 15-23 SCOUT/SCOUT BOBBER MODELS (CONT)	
1402-0424	Gloss black	1402-0425	Raw



1401-0811



1401-0812



FRONT FENDERS
FOR 130/90B16 WHEELS

- Made from sturdy 2-2,5 mm steel
- 3D laser-cut for precise design
- Available with or without cutout
- Raw finish for easy customization
- Mounting holes for quick installation

PART #	DESCRIPTION	PART #	DESCRIPTION
FOR SCOUT MODELS		FOR SCOUT MODELS (CONT)	
1401-0811	W/ cutout	1401-0812	W/o cutout

All part numbers in **BLUE** are new for 2024.



OUTRIDER REAR FENDER

- Direct bolt-on replacement fender offers an instant bobber style, using stock mounting locations and hardware
- Complete with bolt-in taillight/license plate mount (included)
- Stamped from 14-gauge steel using precision, deep-draw stamping technology that ensures a consistently smooth and flawless finish that minimizes bodywork
- 13-step E-coated process prevents rust and corrosion, from manufacture to paint booth and beyond, as it continues to resist rust after paint



- Precision, laser-cut technology ensures accurate fitment
- Works with stock 150/80-16 rear and up to a 180 rear tire

PART #	DESCRIPTION
1402-0365	For 15-23 Scout models

1402-0427



PART #	DESCRIPTION
FOR 18-23 SCOUT BOBBER/BOBBERY SIXTY/BOBBER TWENTY	
1402-0426	Gloss black; clean
1402-0428	Raw paintable; clean



REAR FENDERS

- Made of high quality ABS plastic and all holes and milled on the latest 5-axis CNC machining centers
- Can be attached to the original mounting points
- All mounting hardware is included and no modifications need to be made to the frame
- Available in raw paintable or gloss black

PART #	DESCRIPTION
FOR 18-23 SCOUT BOBBER/BOBBERY SIXTY/BOBBER TWENTY	
1402-0426	Gloss black; clean
1402-0428	Raw paintable; clean



1402-0422



1402-0423

REAR BOBBER FENDER KITS

- Self-supporting rear fender with all screws and hardware needed for installation
- Made from sturdy 2-2,5 mm steel
- Raw finish for easy customization

PART #	SIZE
FOR 15-18 SCOUT MODELS	
1402-0422	For 150 tires (170 mm W)

PART #	SIZE
FOR 15-18 SCOUT MODELS (CONT)	
1402-0423	For 200 tires (220 mm W)



1402-0419



1402-0418

REAR FENDERS

- Self-supporting rear fender made from 2-2,5 mm steel
- Includes 6-10 mm fender struts
- Raw finish for easy customization
- Easy installation

PART #	SIZE	STYLE
FOR SCOUT MODELS		
1402-0419	For 150 tires (170 mm W)	Bobber
1402-0418	For 200 tires (220 mm W)	Bobber

PART #	SIZE	STYLE
FOR SCOUT MODELS (CONT)		
1402-0421	For 200 tires (230 mm W)	Fender
1402-0420	For 200 tires (230 mm W)	Fender

All part numbers in **BLUE** are new for 2024.

WINDSHIELDS
& FAIRINGS

SADDLEBAGS
& LUGGAGE

SEATS &
SISSY BARS

EXHAUST

FUEL/AIR
SYSTEMS

ENGINE

TRANSMISSION,
CLUTCH LINE
& DRIVELINE

GASKETS
& SEALS

ELECTRICAL

LIGHTING
& LICENSE
PLATES

HANDLEBARS,
CONTROLS
& MIRRORS

CABLES

BRAKES &
BRAKE LINES

TANKS &
OIL FILTERS

DASHES
& GAUGES

FRAMES &
SUSPENSION

FENDERS

FOOTRESTS &
FLOORBOARDS

WHEELS
& AXLES

COVERS,
LOCKS &
GENERAL

AUDIO,
COMMUNICATION
& MOUNTS



RCT10GT REARSETS

- CNC-machined for reduced weight
- Adjustable footpeg positioning for comfort or sport riding
- Adjustable toe pieces on brake and gear lever
- Includes carbon heel guards and fixed footpegs
- Standard or GP shifting possible
- Hard anodized black/silver finish



PART #	DESCRIPTION
1623-0533	For 19-23 FTR 1200/S



1621-0904


PHANTOM DRIVER FLOORBOARDS

- Constructed from A380 aluminum
- Durable EPDM rubber will not harden, crack or wear over time
- Sharp lines and a sculpted angular design keeps function intact by providing plenty of foot room
- Direct replacements for all Indian Chief, Chieftain, Roadmaster and Springfield driver floorboards



1621-0905

PART #	DESCRIPTION	PART #	DESCRIPTION
FOR 14-23 INDIAN MODELS (EXCEPT SCOUT)		FOR 14-23 INDIAN MODELS (EXCEPT SCOUT) (CONT)	
1621-0904	Chrome	1621-0905	Gloss black



1621-0088

ISO® DRIVER AND PASSENGER FLOORBOARDS WITH SPLINED ADAPTER MOUNTS

- Kits include our chromed ISO®-Boards with full-length rubber inserts and a cast bracket to connect with Kuryakyn's splined adapter mounts (sold separately)
- Floorboards measure approximately 23 cm long (9 1/8")
- Passenger peg-only bracket positions the floorboards 25 mm (1") higher than the stock footpeg height
- Sold in pairs



1621-0144

PART #	DESCRIPTION	PART #	DESCRIPTION
1621-0088	Driver floorboards	1621-0144	Passenger floorboards

NOTE: Require Kuryakyn bike-specific splined adapters for installation (sold separately; see page 189).



1621-0742



1621-0763

SPEAR DRIVER AND PASSENGER FLOORBOARD INSERTS

- Have a slightly larger profile than the stock inserts
- Use 6 mm (1/4") spacers for improved foot positioning and better comfort
- Proprietary EPDM premium rubber compound for less vibration through the boards and better long-ride comfort
- Driver floorboards measure 40 cm L x 14,5 cm W (15,5" x 5,75") (at widest point)
- Sold in pairs

PART #	DESCRIPTION	PART #	DESCRIPTION
DRIVER FLOORBOARD INSERTS FOR ALL 14-21 INDIAN MODELS (EXCEPT SCOUT MODELS)		PASSENGER FLOORBOARD INSERTS FOR 15-21 ROADMASTER, SPRINGFIELD (EXCEPT ROADMASTER ELITE)	
1621-0742	Chrome	1621-0765	Chrome
1621-0763	Satin black		

All part numbers in **BLUE** are new for 2024.

Accutronix

precision crafted billet products

EXTENDED DRILLED DRIVER FLOORBOARDS

- Machined from 6061-T6 billet aluminum
- Instigator front floorboards are extended 64 mm (2½") in the front and rear and are 19 mm (¾") wider than stock floorboards
- Vintage front floorboards are extended 64 mm (2½") in front and 19 mm (¾") wider and 25 mm (1") longer in the rear
- Feature multi-directional slip-resistant black pyramid-top rubber inserts
- Available in a black finish
- Sold in pairs



1621-1034



1621-0888

FOR 14-23 CHIEFTAIN, ROADMASTER, CHIEF CLASSIC, CHIEF VINTAGE

PART #	DESCRIPTION	PART #	DESCRIPTION	PART #	DESCRIPTION
INSTIGATOR		INSTIGATOR (CONT)		VINTAGE	
1621-0886	Rubber heel	1621-1034	Full knurled	1621-0888	Rubber heel

Joker

MACHINE

MINI SERRATED DRIVER FLOORBOARDS

- CNC-machined from 6061 billet aluminum
- Strong yet lightweight two-piece construction
- Serrated for exceptional grip
- 360° footpeg adjustment
- Pitch adjustment screw for a level riding position
- Black anodized finish
- Dimensions: 12,7 cm L x 76 mm W x 1,7 mm T (5" x 3" x 0,0675")
- Easy installation



PART #
1621-0806

DESCRIPTION
For 15-23 Scout models

KURYAKYN

RIOT MINI FLOORBOARDS


- Rugged, MX-style mini floorboards made from durable cast aluminum
- Serrated, toothed top surface for no-slip secure footing
- Tapered bottom design provides excellent cornering clearance
- Measure 14 cm L x 95 mm W x 38 mm H (5½" x 3¾" x 1½")
- Sold in pairs

NOTE: Require Kuryakyn bike-specific splined adapters for installation (sold separately; see page 189).



PART #
1621-0803

DESCRIPTION
Riot mini floorboards



KURYAKYN

RIOT-X MINI FLOORBOARDS

- Made from quality aluminum with textured satin black and machined (top) finish
- Three adapter mounting locations with full angle adjustability offer tailored comfort
- Include removable/optional padded EPDM rubber inserts to dampen vibration and provide a cushioned feel (can be used with or without inserts)
- Machined top surface with aggressive serrated tooth design offers outstanding grip and extra "bite"
- Measure 5½" L x 3¾" W
- Sold in pairs

NOTE: Require Kuryakyn bike-specific splined adapters for installation (sold separately; see page 189).



PART #
1621-1030


DESCRIPTION
Riot-X mini floorboards

All part numbers in **BLUE** are new for 2024.

- WINDSHIELDS & FAIRINGS
- SADDLEBAGS & LUGGAGE
- SEATS & SISSY BARS
- EXHAUST
- FUEL/AIR SYSTEMS
- ENGINE
- TRANSMISSION, CLUTCH LINE & DRIVELINE
- GASKETS & SEALS
- ELECTRICAL
- LIGHTING & LICENSE PLATES
- HANDLEBARS, CONTROLS & MIRRORS
- CABLES
- BRAKES & BRAKE LINES
- TANKS & OIL FILTERS
- DASHES & GAUGES
- FRAMES & SUSPENSION
- FENDERS
- FOOTRESTS & FLOORBOARDS
- WHEELS & AXLES
- COVERS, LOCKS & GENERAL
- AUDIO, COMMUNICATION & MOUNTS

KURYAKYN

1621-0897



1621-0898

PHANTOM MINI BOARDS

- Feature a pass-through design with sharp, sculpted lines, along with a much larger area to rest your foot compared to standard footpegs
- Constructed from quality A380 aluminum
- Durable EPDM rubber inserts offer traction and long-haul vibration dampening comfort
- Sold in pairs

NOTE: Require Kuryakyn bike-specific splined adapters for installation (sold separately, see page 189).

PART #	DESCRIPTION
1621-0897	Chrome

PART #	DESCRIPTION
1621-0898	Gloss black

SPEAR MINI BOARDS

- Combine the comfort and convenience of a floorboard in a small, convenient package
- Sturdy die-cast aluminum construction
- Proprietary EPDM premium rubber compound inserts reduce vibration
- Satin black finish
- Sold in pairs

NOTE: Require Kuryakyn bike-specific splined adapters for installation (sold separately; see page 189).



PART #	DESCRIPTION
1621-0764	Spear mini floorboards

PASSENGER BOARD MOUNTS

- Accepts the stock Indian passenger boards, or any aftermarket passenger boards designed to fit the stock mount
- Relocates passenger board location to a more comfortable, ergonomically friendly position
- Durable aluminum construction with gloss black finish that blends in with its surroundings
- Allows installation of Kuryakyn Adjustable Passenger Pegs on Indian Roadmaster and Springfield models; also compatible with Chief, Chieftain and Challenger models to convert passenger peg mounts to passenger board mounts




PART #	DESCRIPTION
1621-1027	For 15-23 Roadmaster and Springfield models



FLOORBOARD MOUNTING KIT

- Replaces the stock forward control pegs with a more comfortable option
- Allows the rider to adjust their feet for comfort and preferred riding position
- Uses the stock mounting locations and is easy to install
- Utilizes OEM Indian floorboards



PART #	DESCRIPTION
1621-0734	For 15-23 Scout/Scout Sixty



DRIVER FLOORBOARD SPREADERS

- Manufactured from billet aluminum with black finish
- Floorboard spreaders measure 31,8 mm (1 1/4")
- Easy installation
- Kit includes necessary hardware for easy installation
- Sold in pairs

PART #	DESCRIPTION
1621-0906	For 14-21 Chief/Chieftain/Roadmaster/Springfield models ¹



¹ Roadmaster models will work w/ some trimming on front fairing.

All part numbers in **BLUE** are new for 2024.

KURYAKYN

MID CONTROLS

- Moves the foot controls approximately 15" back and 1" higher than the stock position
- Combination frame- and engine-mount kit with full steel construction for strength and durability
- Relocates factory peg mounts, rear brake master cylinder, brake lever and shift lever
- Includes shift linkage, and pivoting MX-styled knurled short pegs for greater ground clearance
- Includes all necessary hardware and components for installation



PART #	DESCRIPTION
1623-0497	For 15-23 Scout models



1602-1129

HEEL SHIFT LEVERS

- Feature an ergonomic design that extends past the rear of the floorboard for effortless shifting
- Accepts Kuryakyn Spear, Kinetic and ISO shift pegs, or any Indian OEM shift peg (all sold separately)
- Easy bolt-on install to the factory toe shift location with included hardware and spacer



1602-1130

- Does not include shift peg
- Durable aluminum construction available in chrome or gloss black finish

PART #	DESCRIPTION	PART #	DESCRIPTION
FOR 14-23 INDIAN MODELS (EXCEPT SCOUT, CHALLENGER AND FTR)		FOR 14-23 INDIAN MODELS (EXCEPT SCOUT, CHALLENGER AND FTR) (CONT)	
1602-1129	Chrome	1602-1130	Gloss black

PHANTOM BRAKE PEDAL PADS

- Modern, aggressive design features sharp angular lines
- Constructed from quality A380 aluminum
- Durable EPDM rubber pad offers traction and will not harden, crack or wear over time
- Direct replacement for stock brake pedal pads on Indian Chief, Chieftain, Roadmaster and Springfield models



1611-0090



1611-0088

FOR 14-23 INDIAN MODELS (EXCEPT 18-23 CHIEFTAIN, 20-23 CHIEFTAIN LIMITED/ELITE, 19-23 CHIEFTAIN DARK HORSE, 20-23 ROADMASTER DARK HORSE, 20-23 SPRINGFIELD DARK HORSE, 20-23 CHALLENGER, 15-23 SCOUT AND FTR MODELS)

PART #	DESCRIPTION	PART #	DESCRIPTION
1611-0090	Chrome	1611-0088	Gloss black

SATIN BLACK SPEAR BRAKE PEDAL

- Quality die-cast aluminum construction with a form-fitted proprietary EPDM premium rubber compound
- Quick installation using the stock hardware
- Measures 11,5 cm W x 76 mm T (4,5" x 3")



PART #	DESCRIPTION
1610-0503	For 14-21 Indian models (except 20-21 Chieftain, 19-21 Chieftain Dark Horse, 20-21 Chieftain Elite, 20-21 Springfield Dark Horse, 20-21 Roadmaster Dark Horse, Scout, FTR and Challenger models)

HEAVY INDUSTRY SHIFT AND BRAKE PEG

- Direct replacement for stock with rugged style and durable construction
- Cast from quality aluminum with premium EPDM rubber
- Coordinated style with the complete line of Kuryakyn Heavy Industry accessories
- Available in chrome or satin black
- Sold each



1603-0329



1603-0330

FOR 20-21 CHALLENGER, 14-23 CHIEF CLASSIC/VINTAGE, CHIEFTAIN, ROADMASTER, DARK HORSE (SHIFT PEG ONLY) AND 15-23 SCOUT (SHIFT AND BRAKE PEG)

PART #	DESCRIPTION	PART #	DESCRIPTION
1603-0329	Chrome	1603-0330	Satin black

All part numbers in **BLUE** are new for 2024.

WINDSHIELDS & FAIRINGS
SADDLEBAGS & LUGGAGE
SEATS & SISSY BARS
EXHAUST
FUEL/AIR SYSTEMS
ENGINE
TRANSMISSION, CLUTCH LINE & DRIVELINE
GASKETS & SEALS
ELECTRICAL
LIGHTING & LICENSE PLATES
HANDLEBARS, CONTROLS & MIRRORS
CABLES
BRAKES & BRAKE LINES
TANKS & OIL FILTERS
DASHES & GAUGES
FRAMES & SUSPENSION
FENDERS
FOOTRESTS & FLOORBOARDS
WHEELS & AXLES
COVERS, LOCKS & GENERAL
AUDIO, COMMUNICATION & MOUNTS



ADJUSTABLE SERRATED DRIVER FOOTPEGS

- Fully CNC-machined from solid 6061-T6 bar
- Super strong, yet lightweight two-piece construction
- Wider foot surface for a comfortable ride
- Serrated surface provides a good bite to the bottom of your shoe
- Full 360° footpeg rotation makes these footpegs perfect for any application
- Pitch adjustment screw always keeps them in a good riding position
- Available with a hard black anodized finish
- Long-style pegs measure: 11,5 cm long x 64 mm wide x 25 mm thick (4 1/2" X 2 1/2" X 1")

PART #	DESCRIPTION
1620-1709	For 15-23 Scout models



ROAD RACING DRIVER FOOTPEGS

- Footrests feature an intricately CNC-machined tread pattern in the top surface for optimal footing
- Much lighter than stock and have an angled design for better road clearance when cornering
- Machined from solid blocks of 6061-T6 billet aluminum
- Full 360° footpeg rotation makes these footpegs perfect for any application
- Footpegs have Joker's exclusive pitch adjustment screw to maintain the proper upward angle of the peg
- Dimensions 83 mm L x 32 mm W (3 1/4" x 1 1/4")
- Available in hard black anodized finish

PART #	DESCRIPTION
1620-1719	For 15-23 Scout models



KURYAKYN

RIOT FOOTPEGS

- Industrial MX-style pegs
- Durable cast-aluminum construction
- Serrated, toothed footpeg top surface provides non-slip traction during aggressive riding
- Measure 11,5 cm L x 42 mm W x 33 mm thick (4,6" x 1,64" x 1,29")
- Sold in pairs

NOTE: Require Kuryakyn model-specific adapters (sold separately, see page 189).

PART #	DESCRIPTION
1620-1706	Riot footpegs



KURYAKYN

RIOT SHIFT/BRAKE PEGS

- Industrial MX-style pegs
- Durable cast-aluminum construction
- Serrated, toothed footpeg top surface provides non-slip traction during aggressive riding
- Measure 64 mm L x 32 mm W (2 1/2" x 1 1/4")
- Do not include mounting hardware
- Sold each

FOR 20-23 CHALLENGER, 14-23 CHIEF CLASSIC/VINTAGE, CHIEFTAIN, ROADMASTER, DARK HORSE (SHIFT PEG ONLY) AND 15-23 SCOUT (SHIFT AND BRAKE PEG)

PART #	DESCRIPTION	PART #	DESCRIPTION
1603-0322	Satin black textured	1603-0323	Bead-blasted silver



All part numbers in **BLUE** are new for 2024.

KURYAKYN



ISO®-PEGs

- Give you a custom look and dampen vibration
- Hollow-core neoprene inserts are long-lasting
- Small peg measures 32 mm in diameter x 11,5 cm long (1 1/4" x 4 5/8")
- Large peg measures 38 mm in diameter x 12,5 cm long (1 1/2" x 4 7/8")
- Dually peg measures 64 mm wide x 12,5 cm long (2 1/2" x 5")
- Sold in pairs

NOTE: Require the use of Kuryakyn tapered footpeg adapters; see page 189.

PART #	DESCRIPTION
1620-0158	Large ISO®-Pegs w/o adapters
1620-0157	Small ISO®-Pegs w/o adapters



1620-0159

PART #	DESCRIPTION
1620-0159	Dually ISO®-Pegs w/o adapters



1620-0925

DUALLY TRIDENT ISO®-PEGs

- An updated design of the original ISO®-Pegs
- Look great with stock or custom footrests
- Measure 11,5 cm x 32 mm (4 1/2" x 1 1/4")
- Sold in pairs

NOTE: Require the use of Kuryakyn tapered footpeg adapters; see page 189.

PART #	DESCRIPTION
1620-0925	Chrome w/o adapters



1620-1084

PART #	DESCRIPTION
1620-1084	Gloss black w/o adapters



1620-1875



1620-1876

DILLINGER FOOTPEGS

- Multi-piece construction with contrasting finishes and a unique pass-through design for an aggressive look and feel
- Cast from high-quality aluminum with steel splined adapters
- Multi-piece housing blends textured and smooth surface finishes for a killer look
- Raised features on the top surface provide traction

PART #	DESCRIPTION
SILVER	
1620-1875	Footpegs w/ male-mount ends

- Splined adapters allow precise peg angle adjustability to dial in preferred placement
- Available in silver or satin black finish
- Sold in pairs

NOTE: Require the use of Kuryakyn splined footpeg adapters, see page 189.

PART #	DESCRIPTION
SATIN BLACK	
1620-1876	Footpegs w/ male-mount ends
1620-1874	Footpegs w/o male-mount ends

SWINGWING PEGS

- A convenient alternative to forward controls
- Our clever cruise pegs feature a fold-forward design
- Secondary fold-out peg extends 76 mm (3") forward and locks into place for added legroom and comfort
- Sold in pairs

NOTE: Require the use of Kuryakyn splined footpeg adapters; see page 189.



PART #	DESCRIPTION
1620-0423	SwingWing pegs w/o adapters

All part numbers in **BLUE** are new for 2024.

WINDSHIELDS & FAIRINGS
SADDLEBAGS & LUGGAGE
SEATS & SISSY BARS
EXHAUST
FUEL/AIR SYSTEMS
ENGINE
TRANSMISSION, CLUTCH LINE & DRIVE LINE
GASKETS & SEALS
ELECTRICAL
LIGHTING & LICENSE PLATES
HANDLEBARS, CONTROLS & MIRRORS
CABLES
BRAKES & BRAKE LINES
TANKS & OIL FILTERS
DASHES & GAUGES
FRAMES & SUSPENSION
FENDERS
FOOTRESTS & FLOORBOARDS
WHEELS & AXLES
COVERS, LOCKS & GENERAL
AUDIO, COMMUNICATION & MOUNTS

KURYAKYN




PHANTOM FOOTPEGS

- Constructed from quality A380 aluminum
 - Durable EPDM rubber pads provide traction, vibration dampening, and will not harden, crack or wear over time
 - Peg angle adjustability to dial in your preferred placement
 - Available in chrome or gloss black
 - Sold in pairs
- NOTE: Require the use of Kuryakyn splined footpeg adapters, see page 189.

PART #	DESCRIPTION	PART #	DESCRIPTION
1620-1867	Chrome	1620-1868	Gloss black


PHANTOM SHIFT/BRAKE PEGS

- Constructed from A380 aluminum
- Durable EPDM rubber provides traction and will not harden, crack or wear over time
- Direct replacement for the stock shift peg on all Indian models, and also replaces the brake peg on Indian Scout models
- Available in chrome or gloss black
- Sold each



FOR 20-21 CHALLENGER, 14-23 CHIEF CLASSIC/VINTAGE, CHIEFTAIN, ROADMASTER, DARK HORSE (SHIFT PEG ONLY) AND 15-23 SCOUT (SHIFT AND BRAKE PEG)

PART #	DESCRIPTION	PART #	DESCRIPTION
1603-0358	Chrome	1603-0354	Gloss black



HEX FOOTPEGS

- Hex Pegs are a perfect blend of form and function
- Heavy-duty aluminum housings showcase an angular design with smooth beveled edges that provide depth
- Premium EPDM rubber inserts feature the same geometric pattern to deliver traction, style, and vibration-dampening comfort
- A380 aluminum housings
- Durable EPDM rubber inserts will not harden, crack or wear over time
- Styled to match the complete line of Kuryakyn Hex accessories
- Splined adapters allow precise peg angle adjustability to dial in preferred placement
- Chrome or satin black finishes
- Sold in pairs

PART #	DESCRIPTION	PART #	DESCRIPTION
1620-1869	Chrome	1620-1870	Satin black

HEX SHIFT PEG

- Hex Pegs are a perfect blend of form and function
- Heavy-duty aluminum housings showcase an angular design with smooth beveled edges that provide depth
- Premium EPDM rubber inserts feature the same geometric pattern to deliver traction, style, and vibration-dampening comfort
- A380 aluminum housings
- Durable EPDM rubber inserts will not harden, crack or wear over time
- Styled to match the complete line of Kuryakyn Hex accessories
- Splined adapters allow precise peg angle adjustability to dial in preferred placement
- Chrome finish
- Sold each



PART #	DESCRIPTION
1603-0346	For 20-23 Challenger, 14-23 Chief Classic/Vintage, Chieftain, Roadmaster, Dark Horse (shift peg only) and 15-23 Scout (shift and brake peg)

All part numbers in **BLUE** are new for 2024.

KURYAKYN



THRESHER FOOTPEGS

- Sleek and subtly aggressive with a unique shark tooth-inspired knurled rubber surface that delivers sharp style, excellent grip, and all-day vibration-dampening comfort
- Streamlined aluminum housings combined with soft EPDM rubber and sturdy steel adapters
- Available with without adapters for a wide range of fitment using model-specific splined adapters (sold separately)
- Chrome or satin black finish
- Sold in pairs

PART #	DESCRIPTION
1620-1786	Chrome



1620-1787

PART #	DESCRIPTION
1620-1787	Satin black

THRESHER SHIFT AND BRAKE PEGS

- Streamlined aluminum housings wrapped in soft EPDM rubber
- Knurled rubber features a shark tooth-inspired design and offers ideal traction
- Available in chrome or satin black trim
- Sold each



1603-0340



1603-0341

FOR 20-23 CHALLENGER, 14-23 CHIEF CLASSIC/VINTAGE, CHIEFTAIN, ROADMASTER, DARK HORSE (SHIFT PEG ONLY) AND 15-23 SCOUT (SHIFT AND BRAKE PEG)

PART #	DESCRIPTION	PART #	DESCRIPTION
1603-0340	Chrome	1603-0341	Satin black



TOE REST CRUISE PEGS

- Minimalist toe rest mounts attach directly to engine guard to allow heel to sit on floorboard with front of foot resting just behind engine guard
- Fit stock 32 mm (1 1/4") round engine guards
- Sold in pairs

PART #	DESCRIPTION
1624-0309	Toe rest cruise pegs



ENGINE GUARD TOE RESTS

- Discreet toe rests that mount directly to the engine guard
- Add a secure spot for your toes while your heel sits on the floorboard, letting you stretch safely and comfortably
- Designed for an elegant profile with a rubber edge that prevents slipping
- Mount to any 32 mm (1 1/4") round engine guard
- Sold in pairs

PART #	DESCRIPTION	PART #	DESCRIPTION
1620-2218	Chrome	1620-2219	Black



1620-2218



1620-2219

All part numbers in **BLUE** are new for 2024.

WINDSHIELDS
& FAIRINGSSADDLEBAGS
& LUGGAGESEATS &
SISSY BARS

EXHAUST

FUEL/AIR
SYSTEMS

ENGINE

TRANSMISSION,
CLUTCH LINE &
DRIVELINEGASKETS
& SEALS

ELECTRICAL

LIGHTING
& LICENSE
PLATESHANDLEBARS,
CONTROLS
& MIRRORS

CABLES

BRAKES &
BRAKE LINESTANKS &
OIL FILTERSDASHES
& GAUGESFRAMES &
SUSPENSION

FENDERS

FOOTRESTS &
FLOORBOARDSWHEELS
& AXLESCOVERS,
LOCKS &
GENERALAUDIO,
COMMUNICATION
& MOUNTS

- WINDSHIELDS
& FAIRINGS
- SADDLEBAGS
& LUGGAGE
- SEATS &
SISSY BARS
- EXHAUST
- FUEL/AIR
SYSTEMS
- ENGINE
- TRANSMISSION,
CLUTCH LINE
& DRIVELINE
- GASKETS
& SEALS
- ELECTRICAL
- LIGHTING
& LICENSE
PLATES
- HANDLEBARS,
CONTROLS
& MIRRORS
- CABLES
- BRAKES &
BRAKE LINES
- TANKS &
OIL FILTERS
- DASHES
& GAUGES
- FRAMES &
SUSPENSION
- FENDERS
- FOOTRESTS &
FLOORBOARDS
- WHEELS
& AXLES
- COVERS,
LOCKS &
GENERAL
- AUDIO,
COMMUNICATION
& MOUNTS



MX FOOTPEGS

- CNC-machined from billet aluminum
- Lightweight, cut-through design with integrated rubber inserts for excellent foot traction
- Each peg features CNC-machined cuts on the top and side of the peg body for style that can be seen at every angle
- Rubber inserts offer foot traction and protect the finish of the peg (inserts are replaceable)
- Footpegs and mounts sold in pairs
- Required footpeg mounts are splined for adjustability (sold separately)

PART #	DESCRIPTION
FOOTPEGS	
1620-1960	Blue anodized
1620-1961	Chrome
1620-1962	Gold anodized
1620-1963	Red anodized
1620-2000	Black anodized



PART #	DESCRIPTION
SPLINED FOOTPEG MOUNTS	
1620-1959	For 14-23 Chieftain/Elite/Darkhorse, Chief Vintage/Classic/Darkhorse, 16-23 Springfield (passenger pegs only)
1620-1958	For 15-23 Scout/Scout Sixty, 18-23 Scout Bobber (driver or passenger pegs)

KNURLED FOOTPEGS

- Design features clean style with high-traction rubber for excellent foot grip in all riding scenarios
- Forged inner structure offers maximum strength
- CNC-machined brass end caps with laser-engraved logo
- Sold in pairs

PART #	DESCRIPTION
1620-1998	For 14-23 Chieftain/Elite/Darkhorse, Chief Vintage/Classic/Darkhorse, 16-23 Springfield (passenger pegs only)
1620-1999	For 15-23 Scout/Scout Sixty, 18-23 Scout Bobber (driver and passenger pegs)



AIR TRAX FOOTPEGS

- Aggressive yet comfortable rubber design
- Repeating pattern rubber offers excellent foot traction and vibration reduction
- Forged inner structure offers maximum strength
- CNC-machined billet end cap with laser-engraved logo
- Sold in pairs

PART #	DESCRIPTION	PART #	DESCRIPTION
FOR 14-23 CHIEFTAIN/ELITE/DARKHORSE, CHIEF VINTAGE/CLASSIC/DARKHORSE, 16-23 SPRINGFIELD (PASSENGER PEGS ONLY)		FOR 15-23 SCOUT/SCOUT SIXTY, 18-23 SCOUT BOBBER (DRIVER OR PASSENGER PEGS)	
1620-1993	Chrome	1620-1992	Chrome
1620-1995	Brass	1620-1994	Brass



All part numbers in **BLUE** are new for 2024.



RACING FOOTPEGS

- Footpegs are milled from an aluminum part and then powdercoated in glossy black
- In addition, an elaborately designed rubber cover with Cult-Werk lettering was produced to ensure a perfect hold and to round off the optics
- Installs just like the original parts




PART #	DESCRIPTION
1620-2400	For 15-23 Scout/Scout Bobber models



FOOTPEG COVER KIT

- Manufactured from CNC-machined billet aluminum
- Add protection from dirt and debris while enhancing the overall look of the bike



PART #	DESCRIPTION
1620-2061	For 19-23 FTR 1200/S

KURYAKYN

PASSENGER PEG MOUNTS

- Allows installation of Kuryakyn adjustable passenger pegs on Chief, Chieftain and Dark Horse models
- Can reuse stock passenger pegs on any Kuryakyn pegs using splined adapters, sold separately
- Accepts any aftermarket footpegs designed for the passenger peg mount
- Relocates passenger peg location to a more comfortable, ergonomic position
- Durable aluminum construction with a gloss black finish
- Adjustable passenger pegs, PART #s 1620-1315 and 1620-1725 sold separately
- Sold in pairs



PART #	DESCRIPTION
1622-0555	For 14-23 Indian models (except Scout and FTR)

KURYAKYN

TAPERED FOOTPEG ADAPTERS

- For use with Kuryakyn footpegs and floorboards that do not have end mounts
- Beautiful chrome finish
- Sold in pairs




PART #	DESCRIPTION
1620-1557	For 15-23 Scout (front only)

KURYAKYN

SPLINED ADAPTER MOUNTS

- Provide slip-free mounting of Kuryakyn ISO®-Boards™ and other Kuryakyn footpeg and foot control accessories that require splined peg adapter mounts
- Sold in pairs



PART #	DESCRIPTION
FOR 15-23 SCOUT (FRONT ONLY)	
1620-1558	Chrome
1620-1801	Satin black



REAR FOLDING FOOTPEG ADAPTERS

- CNC-machined 6061-T6 billet aluminum with a brilliant chrome or black anodized finish
- 32 mm (1 1/4") diameter
- Attach with the stock footpeg pin and then attached with an 8 mm (5/16") bolt to the adapters
- Allow the use of standard H-D male-mount style footpegs to be used on Indian models
- Sold in pairs

PART #	DESCRIPTION
FOR CHIEF/CHIEFTAIN 14-18	
1620-1245	Chrome



PART #	DESCRIPTION
FOR CHIEF/CHIEFTAIN 14-18 (CONT)	
1620-1246	Black anodized

All part numbers in **BLUE** are new for 2024.

WINDSHIELDS
& FAIRINGS

SADDLEBAGS
& LUGGAGE

SEATS &
SISSY BARS

EXHAUST

FUEL/AIR
SYSTEMS

ENGINE

TRANSMISSION,
CLUTCH LINE
& DRIVELINE

GASKETS
& SEALS

ELECTRICAL

LIGHTING
& LICENSE
PLATES

HANDLEBARS,
CONTROLS
& MIRRORS

CABLES

BRAKES &
BRAKE LINES

TANKS &
OIL FILTERS

DASHES
& GAUGES

FRAMES &
SUSPENSION

FENDERS

FOOTRESTS &
FLOORBOARDS

WHEELS
& AXLES

COVERS,
LOCKS &
GENERAL

AUDIO,
COMMUNICATION
& MOUNTS

- WINDSHIELDS & FAIRINGS
- SADDLEBAGS & LUGGAGE
- SEATS & SISSY BARS
- EXHAUST
- FUEL/AIR SYSTEMS
- ENGINE
- TRANSMISSION, CLUTCH LINE & DRIVELINE
- GASKETS & SEALS
- ELECTRICAL
- LIGHTING & LICENSE PLATES
- HANDLEBARS, CONTROLS & MIRRORS
- CABLES
- BRAKES & BRAKE LINES
- TANKS & OIL FILTERS
- DASHES & GAUGES
- FRAMES & SUSPENSION
- FENDERS
- FOOTRESTS & FLOORBOARDS
- WHEELS & AXLES
- COVERS, LOCKS & GENERAL
- AUDIO, COMMUNICATION & MOUNTS



0210-0338



0210-0407



0210-0333



0210-0394



0210-0395



0210-0351



0210-0344



0210-0378



0210-0355



0210-0380



0210-0358



0210-0379



0210-0381



0210-0400



0210-0403

FORGED BILLET RIMS

- All rims are CNC machined from radial forged 6061-T6 aluminum for maximum road durability and strength-to-weight ratio
- Features a rolled rim lip for the custom look and detailed CNC machine work from the center of the hub to the edge of the rim
- Each rim can be used on both front and/or rear of the motorcycle when correct hub kit is installed

- Rims accept Arlen Ness hub kits (sold separately), which allows full wheels to be assembled in minutes with basic tools
- NOTE: Rims do not include hubs. Hubs are purchased separately.

DESCRIPTION	PROCROSS CHROME	PROCROSS ALL BLACK	PROCROSS BLACK W/ MACHINED ACCENTS	DRIFT CHROME	DRIFT BLACK	7 VALVE CHROME	7 VALVE BLACK
FRONT RIMS							
21" x 3,50"	-	0210-0407	0210-0333	0210-0396	0210-0395	0210-0351	0210-0345
REAR RIMS							
18" x 5,50"	0210-0338	0210-0406	0210-0332	0210-0394	0210-0393	0210-0350	0210-0344
DESCRIPTION							
FRONT RIMS							
19" x 3,25"	0210-0378	0210-0377	0210-0380	0210-0382	0210-0379	0210-0381	-
21" x 3,50"	0210-0372	0210-0356	0210-0360	0210-0358	0210-0374	0210-0376	0210-0404
REAR RIMS							
18" x 5,50"	0210-0371	0210-0355	0210-0359	0210-0357	0210-0373	0210-0375	0210-0403

SAFETY WARNING: WHEN SELECTING CUSTOM WHEELS, THE TIRES USED FOR YOUR APPLICATION MUST HAVE A LOAD INDEX AND SPEED RATING EQUAL TO OR GREATER THAN THE TIRES FITTED AS ORIGINAL EQUIPMENT. CONSULT MANUFACTURER'S PUBLICATION(S) AND/OR WEBSITE(S) FOR COMPLETE TIRE INFORMATION.

All part numbers in **BLUE** are new for 2024.

CARTRIDGE HUBS KITS

- These billet aluminum hub kits are designed for Arlen Ness forged billet rims
- Cartridge hub design features wheel bearings pre-set in one hub for optimum radial and lateral runout accuracy
- Lightweight coped design provides form and function
- Each hub kit includes everything you need for Indian Bagger applications with TPMS or without TPMS; regardless of your wheel diameter
- Hub kits mount to your Arlen Ness forged rims in minutes with basic tools offering excellent flexibility for stock or custom applications, and allowing all sizes to be available for most applications



0213-0823



0213-0824

- Available in chrome or black anodized finish, each hub kit includes everything needed for simple installation

NOTE: Hubs listed accept factory or aftermarket 5-bolt hub mounted rotors (3.25" bolt circle).

DESCRIPTION	CHROME	BLACK
FRONT HUB KITS		
For 14-23 Chieftain/Chief/Road Master/Classic/Vintage/Dark Horse/Springfield (with TPMS)	0213-0823	-
For 14-23 Chieftain/Chief/Road Master/Classic/Vintage/Dark Horse/Springfield (without TPMS)	0213-0825	0213-0824
REAR HUB KITS		
For 14-23 Chieftain/Chief/Road Master/Classic/Vintage/Dark Horse/Springfield (with TPMS)	0213-0827	0213-0826



WHEEL BEARING AND SEAL KITS

- Exact OEM replacement bearing and seal kits bring back the steering and braking control lost due to worn or rusted wheel bearings
- Each kit includes necessary bearings and seals to completely rebuild each hub
- Double-sealed ball bearings keep moisture and contamination from entering bearing
- Seals ensure proper fitment



PART #	DESCRIPTION
FRONT APPLICATIONS	
0215-0316	For 19-23 FTR 1200 models



FRONT WHEEL BEARING AND SEAL KIT

- High-speed bearings are manufactured to ABEC 3 precision levels
- Triple-lip rubber seals keep the grease in and the water and dirt out
- Chevron SRI 2 grease contains rust and oxidation inhibitors (-29 °C to 177 °C (-20 °F to 350 °F))
- Double-lip type TC seals with stainless steel garter springs



0215-0092

PART #	FITS MODEL
FRONT WHEEL BEARING KIT	
0215-0092	For 20-22 Challenger, 14-22 Chief Classic/Chief Vintage/Chieftain, 15-22 Roadmaster, 15-22 Scout/Scout Sixty, 16-22 Springfield, 22 Super Chief
REAR WHEEL BEARING KIT	
0215-1028	For 20 Challenger, 14-20 Chief Classic/Vintage, 14-20 Chieftain, 15-20 Roadmaster, 16-20 Springfield



AXLE COVERS

- Powdercoated axle covers made out of CNC-machined aluminium
- Sold in pairs

PART #	DESCRIPTION
FOR 18-23 SCOUT BOBBER/BOBBER SIXTY/BOBBER TWENTY	
0214-2165	Front



0214-2165

PART #	DESCRIPTION
FOR 18-23 SCOUT BOBBER/BOBBER SIXTY/BOBBER TWENTY (CONT)	
1313-0227	Rear



1313-0227



GTA AXLE PROTECTORS

- Unique, distinctive Gilles tooling design to match other Gilles tooling parts
- 2-into-1 design acts as axle protector and paddock stand adapter
- Reduction of impact damage around rear swingarm and axles
- Impact body made from special plastic for perfect slipping characteristics (resistant against hits and abrasion)
- Extra-long guiding inside to increase stability
- Rotary body for easy lifting
- Ready to hold paddock stand
- Front and rear applications
- Easy to mount
- Sold in pairs



FRONT #	DESCRIPTION
FOR 19-23 FTR 1200/S	
1231-1050	Front
1231-1051	Rear

All part numbers in **BLUE** are new for 2024.

WINDSHIELDS
& FAIRINGS

SADDLEBAGS
& LUGGAGE

SEATS &
SISSY BARS

EXHAUST

FUEL/AIR
SYSTEMS

ENGINE

TRANSMISSION,
CLUTCH LINE
& DRIVELINE

GASKETS
& SEALS

ELECTRICAL

LIGHTING
& LICENSE
PLATES

HANDLEBARS,
CONTROLS
& MIRRORS

CABLES

BRAKES &
BRAKE LINES

TANKS &
OIL FILTERS

DASHES
& GAUGES

FRAMES &
SUSPENSION

FENDERS

FOOTRESTS &
FLOORBOARDS

WHEELS
& AXLES

COVERS,
LOCKS &
GENERAL

AUDIO,
COMMUNICATION
& MOUNTS



DEFENDER EXTREME ROUTE 1 HALF COVER

- Innovative UltraMax™ durable polyester material
- Highest UV protection in the industry
- 100% waterproof with electronically taped seams
- Soft windshield liner protects against scratching
- Elastic hem and sewn-in elastic bungee straps make for snug fit
- Packed in integrated carry bag small enough to fit any storage compartment
- Sized to fit all touring motorcycles and adventure bikes with hard bags



DEFENDER® EXTREME MOTORCYCLE COVERS

- Innovative UltraMax™ durable polyester material
- Highest UV-rated cover in the industry
- 100% waterproof, including electronically-taped seams
- Reflective strip along sides and back for increased visibility
- Integrated heat-resistant panels for exhaust pipe protection
- Exclusive Perma-Venting® system allows air circulation
- Soft windshield liner protects against scratching
- Snug elastic hem and quick-release belly strap secures cover to bike
- Packed in multi-use compression bag for compact storage
- Grommets at front wheel for cable lock (not included)
- Sizes to fit every model

PART #	SIZE	PART #	SIZE
4001-0185	Medium	4001-0186	Large



PART #	DESCRIPTION
4001-0226	Defender Extreme Route 1 half-cover



PART #	SIZE	PART #	SIZE
4001-0187	X-large	4001-0188 ¹	XX-large

¹ Includes antenna grommet kit.



0636-0017



DRINK HOLDERS

- Hold virtually any can, bottle or cup secure with a contoured rubber net
- Infinite adjustment with a Ciro ball-mount design
- Rubber-lined ring keeps your can or bottle from vibrating
- Soft rubber net won't scratch if it comes in contact with paint

PART #	DESCRIPTION
0636-0017	No mount, chrome
0636-0021	W/ 22 mm (7/8") and 25,4 mm (1") handlebar mount, chrome



0636-0021



0636-0024

PART #	DESCRIPTION
0636-0023	W/ 32 mm (1 1/4") handlebar mount, chrome
0636-0024	W/ 32 mm (1 1/4") handlebar mount, black/chrome

KURYAKYN

PASSENGER DRINK HOLDER

- Mounts to the right side of the factory Tour Trunk
- Quick-detach design leaves only a small satin black bracket visible when holder is removed
- Mesh basket has rubber "fingers" that grip to hold a variety of cup or bottle shapes/sizes securely in place

PART #	DESCRIPTION
0603-0739	For 15-23 Roadmaster (except 17-18 Roadmaster Classic) and 14-23 Chieftains with a Tour Trunk



All part numbers in **BLUE** are new for 2024.

SHOW CHROME

BEVERAGE HOLDER

- For cruiser models with 32 - 40 mm hole spacing on clamp halves
- Beverage holder has been designed for easy installation and removal; just install the bracket and the beverage holder itself can be quickly snapped into place or removed
- No plastic here; made from durable steel for unequalled performance
- Added security is available with a setscrew to ensure it does not walk away while rider is away



PART #
0636-0153

DESCRIPTION
Satin black

SHOW CHROME

12" FLAGPOLE WITH FLAG AND FINIAL

- Flagpole mounts to any 1/2" tubular rack or rail; does not fold down
- O-rings keep the flag in place
- Includes heavy-duty polyester 6" x 9" American flag
- Available with acorn




PART #
0521-1581

DESCRIPTION
W/ acorn finial



LAYDOWN LICENSE PLATE AND DOUBLE FLAG HOLDER

- Designed for a custom "laydown" look; replaces plastic OEM part
- Made of high-quality stainless steel that is hand-polished to a brilliant finish
- Flagpoles are topped with chrome finials and include clips to keep flags in place at pole tops
- Mounts easily and will remain sturdy, even at highway speeds
- Accommodates 15 cm x 23 cm (6" x 9") flags (not included)



PART #
2030-1017

DESCRIPTION
For 14-23 Chief/Chieftain, 15-20 Roadmaster



FLARE WINDSHIELD DEMO DISPLAY KITS


- Eye-catching display for Flare Windshields
- Includes flyers and windshields listed
- Contact your Drag rep for details

INDIAN DEMO KITS

- (1) 10" FLARE black - demo 2312-0263
- (1) 12" FLARE dark smoke - demo 2312-0260
- (1) 14" FLARE tint - demo 2312-0480
- Packet of dealer support items

PART #
9904-1652

DESCRIPTION
For 14-23 Chieftain, 15-23 Roadmaster



CHALLENGER DEMO KITS

- (1) 8" FLARE dark smoke - demo 2312-0506
- (1) 11" FLARE dark smoke - demo 2312-0836
- Packet of dealer support items

PART #
9904-1653

DESCRIPTION
For 20-23 Challenger

SLYFOX

MAT

- Designed to not only dress up your pit area or shop floor, but are also environmentally friendly
- Bike mats can absorb up to 6 liters of fluid like radiator coolant, oil, and any other solvent-based products that can harm the environment, by being contained within the mat, or help absorb mud and water at entrance to your store
- Not only are they lightweight, but can easily be washed and reused



PART #
9201-0074

DESCRIPTION
Floor mat



SW-MOTECH STICKERS

- Perfect for personalizing any bike or luggage

PART #
4320-2482

DESCRIPTION
Reflective Bull (130 mm x 97 mm)

4320-2484

Sticker set red/black (310 mm x 260 mm)



4320-2482



4320-2484



4320-2485

PART #
4320-2485

DESCRIPTION
Sticker set red/white (310 mm x 260 mm)

All part numbers in **BLUE** are new for 2024.

WINDSHIELDS
& FAIRINGS

SADDLEBAGS
& LUGGAGE

SEATS &
SISSY BARS

EXHAUST

FUEL/AIR
SYSTEMS

ENGINE

TRANSMISSION,
CLUTCH LINE
& DRIVELINE

GASKETS
& SEALS

ELECTRICAL

LIGHTING
& LICENSE
PLATES

HANDLEBARS,
CONTROLS
& MIRRORS

CABLES

BRAKES &
BRAKE LINES

TANKS &
OIL FILTERS

DASHES
& GAUGES

FRAMES &
SUSPENSION

FENDERS

FOOTRESTS &
FLOORBOARDS

WHEELS
& AXLES

COVERS,
LOCKS &
GENERAL

AUDIO,
COMMUNICATION
& MOUNTS

WINDSHIELDS
& FAIRINGS

SADDLEBAGS
& LUGGAGE

SEATS &
SISSY BARS

EXHAUST

FUEL/AIR
SYSTEMS

ENGINE

TRANSMISSION,
CLUTCH LINE
& DRIVELINE

GASKETS
& SEALS

ELECTRICAL

LIGHTING
& LICENSE
PLATES

HANDLEBARS,
CONTROLS
& MIRRORS

CABLES

BRAKES &
BRAKE LINES

TANKS &
OIL FILTERS

DASHES
& GAUGES

FRAMES &
SUSPENSION


FENDERS

FOOTRESTS &
FLOORBOARDS


WHEELS
& AXLES

COVERS,
LOCKS &
GENERAL

AUDIO,
COMMUNICATION
& MOUNTS



0521-1802



0521-1770



0521-1578



DYNAMAT SOUND CONTROL FAIRING KITS

- High-efficiency sound-dampening material
- Achieve tighter bass and clearer music with your stock stereo
- Stops fairing vibration and directs music out towards the rider
- No measuring, no cutting, easy to install; peel and stick
- Custom cut per motorcycle, resulting in no waste and no guesswork

PART #	DESCRIPTION
0521-1802	For 20-23 Challenger
0521-1770	For 19-23 Chieftain Limited/Chieftain Dark Horse

PART #	DESCRIPTION
0521-1578	For 14-18 Chieftain and Roadmaster, 17-18 Chieftain Dark Horse



4401-0271



4401-0270



HIGH CALIBER FLEXIBLE ANTENNAS

- Bullet-style antenna is a sleek, sturdy upgrade over long whip-style antennas
- AM/FM/WB reception is equivalent to OEM antenna
- Flexible rubber base prevents antenna from breaking
- No need to worry about bike cover
- Comes in 8" length

PART #	DESCRIPTION	PART #	DESCRIPTION
4401-0270	Chrome	4401-0271	Black anodized



SPEAKER JUMPER PIGTAILS

- Ideal for new speaker installation

PART #	DESCRIPTION
2120-1204	For 19-22 Indian Touring models



SHORT SPIRAL ANTENNA

- Great replacement for the long, stock OEM whip style antennas
- Easy-to-install, direct replacement
- Features grommet that remains in place and completes the installation process
- Includes a removable M6-1.0 threaded screw to mount on any model
- Measures 19 cm (7 1/2") tall

PART #	DESCRIPTION
4401-0214	For 14-22 Chieftain/Roadmaster

All part numbers in **BLUE** are new for 2024.

SPTM

CONNECT



0636-0316



0636-0317



SPC+ UNIVERSAL CLAMP KIT

- Easy and secure smartphone mounting on all SPC+ mounting heads
- Fits almost all smartphone models
- Suitable for smartphones with a maximum thickness of 12 mm and a width between 58 mm and 85 mm
- Will work with 22 mm; 25,4 mm and 31,8 mm handlebars
- Simple and bombproof locking system
- Sold each

PART #	DESCRIPTION
0636-0319	SPC+ universal clamp kit



SPC+ ADHESIVE PHONE MOUNT

- Secure, flat and sturdy adhesive pad
- For bicycles, motorbikes, cars, golf carts and more
- SP Connect™ 3M™ adhesive film for flexible use
- Compatible with all SPC+ mounts

PART #	DESCRIPTION
0636-0313	SPC+ adhesive phone mount



SPC+ BALL HEAD MOUNT

- Attaches your SPC+ Phone Case to any RAM® mount on your bike
- Diameter measures approx. 25 mm
- GoPro®-compatible

PART #	DESCRIPTION
0636-0345	SPC+ ball head mount



SPC+ UNIVERSAL MOUNT

- Universal phone mount with hook-and-loop fastener (two hook-and-loop lengths)
- For bicycles, motorbikes, golf carts, baby carriages and more
- Mounting and alignment without tools

PART #	DESCRIPTION
0636-0328	SPC+ universal mount

SPC+ UNIVERSAL PHONE CLAMP

- Easy and secure smartphone mounting on all SPC+ mounting heads
- Adjustable universal mount for almost all cell phone models
- Suitable for oversized smartphone models and rugged cases
- Durable and 100% waterproof

PART #	DESCRIPTION
0636-0316	Universal Max, fits all smartphone models with a width between approx. 65 mm-89,5 mm
0636-0317	Universal, fits smartphone models with a width between approx. 58 mm-85 mm

0636-0325



0636-0326

SPC+ VENT PHONE MOUNTS

- Provides quick and secure magnetic mounting of your SPC+ Phone Case on the car air vent
- With the SPC+ vent phone mount, your navigation is always in view and you can use the hands-free function of your smartphone while driving
- Flexible and compact design
- Charging vent mount allows for easy inductive charging in the car

PART #	DESCRIPTION	PART #	DESCRIPTION
0636-0325	Black	0636-0326	Black, charging

SPC+ SUCTION MOUNT

- Magnetic attachment of the SPC+ Phone Case
- 360° positioning
- Vibration-free
- Includes fast inductive charging function with 15 watts of power

PART #	DESCRIPTION
0636-0327	SPC+ suction mount with inductive charging function



SPC+ UNIVERSAL ADHESIVE KIT

- Attach your smartphone quickly and securely to almost any smooth, flat and non-porous surface
- Use in combination with the SPC+ Phone Case
- Flexible adhesive mounts for many applications
- Can be used as a spare part if required
- Easy to stick on surfaces
- Includes five practical adhesive mounts, which stick to the surface thanks to the strong 3M™ VHB™ adhesive

PART #	DESCRIPTION
0636-0320	SPC+ universal adhesive kit



All part numbers in **BLUE** are new for 2024.

WINDSHIELDS
& FAIRINGSSADDLEBAGS
& LUGGAGESEATS &
SISSY BARS

EXHAUST

FUEL/AIR
SYSTEMS

ENGINE

TRANSMISSION,
CLUTCH LINE
& DRIVELINEGASKETS
& SEALS

ELECTRICAL

LIGHTING
& LICENSE
PLATESHANDLEBARS,
CONTROLS
& MIRRORS

CABLES

BRAKES &
BRAKE LINESTANKS &
OIL FILTERSDASHES
& GAUGESFRAMES &
SUSPENSION

FENDERS

FOOTRESTS &
FLOORBOARDSWHEELS
& AXLESCOVERS,
LOCKS &
GENERALAUDIO,
COMMUNICATION
& MOUNTS

WINDSHIELDS
& FAIRINGS

SADDLEBAGS
& LUGGAGE

SEATS &
SISSY BARS

EXHAUST

FUEL/AIR
SYSTEMS

ENGINE

TRANSMISSION,
CLUTCH LINE
& DRIVELINE

GASKETS
& SEALS

ELECTRICAL

LIGHTING
& LICENSE
PLATES

HANDLEBARS,
CONTROLS
& MIRRORS

CABLES

BRAKES &
BRAKE LINES

TANKS &
OIL FILTERS

DASHES
& GAUGES

FRAMES &
SUSPENSION

FENDERS

FOOTRESTS &
FLOORBOARDS

WHEELS
& AXLES

COVERS,
LOCKS &
GENERAL

AUDIO,
COMMUNICATION
& MOUNTS



0636-0321



0636-0322

SPC+ ANTI-VIBRATION MODULES

- Reduces up to 60% of persistent engine vibrations thanks to the specially developed elastomer inlay
- Simply replace the compatible mounting head with the SPC+ Anti-Vibration Module and mount your smartphone directly to the vibration dampening module with a 90° clockwise rotation
- Offers additional protection for sensitive smartphone parts
- CNC-machined from aircraft grade aluminum
- Diameter measures 60 mm

PART #	DESCRIPTION	PART #	DESCRIPTION
0636-0321	Black	0636-0322	Chrome



SPC+ CHARGING STAND

- Phone holder for desk or home use
- Secure magnetic attachment of the SPC+ Phone Case
- Fast inductive charging with 15 watts of power
- MagSafe®-compatible accessories
- Includes USB cable

PART #	DESCRIPTION
2130-0357	SPC+ charging stand



2130-0356




SPC+ CHARGING MODULE

- This inductive charger lets you charge your phone wirelessly in combination with the SPC+ Phone Case
- Mounts on all SPC+ bracket heads
- Versatile applications (motorbike, e-bike, powerbank)
- 100% weatherproof
- USB cable included
- Measures 60 mm x 12 mm x 199 mm

SPC+ CHARGING ANTI-VIBRATION MODULE

- Innovative vibration dampener and weatherproof inductive charger for the SPC+ Phone Case
- Provides up to 60% reduction in vibration
- CNC-machined from aircraft grade aluminum
- Diameter measures 60 mm

PART #	DESCRIPTION
2130-0356	SPC+ charging module
0636-0323	SPC+ charging anti-vibration module



0636-0323

WIRELESS CHARGING PAD

- Thanks to built-in magnets, your SPC+ Phone Case automatically moves to the correct charging position on this MagSafe®-compatible wireless charger
- With its practical foldable stand, the inductive charger also supports charging at an angle
- Fast wireless charging with 15 watts of power
- Includes USB cable

PART #	DESCRIPTION
2130-0358	Wireless charging pad



HARDWIRE CABLE FOR SPC+

- Weatherproof cable for wiring to the motorcycle battery to power your inductive charger
- Simply wire the free ends of the cable to the motorcycle battery and connect the USB-C connector to the charging module
- Equipped with an integrated voltage converter (12V to 5V/2A)
- Cable length measures 150 cm
- Sold each

PART #	DESCRIPTION
2130-0355	Hardwire cable for SPC+



0636-0288



0636-0289



0636-0290



0636-0291



0636-0292



0636-0293

SPC+ PHONE CASES

- Securely mounts to any SP Connect™ holder in just one second
- Thanks to a 40% thinner design, the SPC+ model is fully MagSafe®-compatible
- Ready for inductive charging and magnetic attachment

SPC+ PHONE CASES			
PART #	DESCRIPTION	PART #	DESCRIPTION
0636-0288	Case for iPhone 14 Pro	0636-0290	Case for iPhone 14 Pro Max
0636-0289	Case for iPhone 14+	0636-0291	Case for iPhone 12/13 Mini
		0636-0292	Case for iPhone 13/14
		0636-0293	Case for iPhone 13 Pro

All part numbers in **BLUE** are new for 2024.



SPC+ PHONE CASES (CONT)



0636-0294



0636-0295



0636-0296



0636-0297



0636-0298



0636-0299



0636-0300



0636-0301



0636-0302



0636-0303



0636-0304



0636-0305



0636-0306



0636-0307



0636-0308



0636-0309



0636-0310



0636-0311



0636-0312



0636-0314



0636-0315



0636-0338



0636-0339



0636-0340



0636-0341



0636-0342



0636-0402



0636-0403



0636-0416



0636-0417



0636-0418



0636-0419

SPC+ PHONE CASES (CONT)

PART #	DESCRIPTION
0636-0294	Case for iPhone 12/13 Pro Max
0636-0295	Case for iPhone 12/Pro
0636-0296	Case for iPhone 11 Pro/XS/X
0636-0297	Case for iPhone 11/XR
0636-0298	Case for iPhone 11 Pro Max/XS Max
0636-0299	Case for iPhone SE/6S/7/8
0636-0300	Case for Samsung Galaxy S22
0636-0301	Case for Samsung Galaxy S22+
0636-0302	Case for Samsung Galaxy S22 Ultra
0636-0303	Case for Samsung Galaxy S21
0636-0304	Case for Samsung Galaxy S21+

PART #	DESCRIPTION
0636-0305	Case for Samsung Galaxy S21 Ultra
0636-0306	Case for Samsung Galaxy S21 FE
0636-0307	Case for Samsung Galaxy S20+
0636-0308	Case for Samsung Galaxy S20 Ultra
0636-0309	Case for Samsung Galaxy S20
0636-0310	Case for Samsung Galaxy S20 FE
0636-0311	Case for Google Pixel 6
0636-0312	Case for Google Pixel 6 Pro
0636-0314	Universal phone case, medium
0636-0315	Universal phone case, large
0636-0338	Case for Samsung Galaxy S23

PART #	DESCRIPTION
0636-0339	Case for Samsung Galaxy S23 Plus
0636-0340	Case for Samsung Galaxy S23 Ultra
0636-0341	Case for Google Pixel 7
0636-0342	Case for Google Pixel 7 Pro
0636-0402	Case for Xiaomi 13 Pro
0636-0403	Case for Xiaomi 13
0636-0416	iPhone 15
0636-0417	iPhone 15 Pro
0636-0418	iPhone Plus Pro
0636-0419	iPhone 15 Pro Max

All part numbers in **BLUE** are new for 2024.WINDSHIELDS
& FAIRINGSSADDLEBAGS
& LUGGAGESEATS &
SISSY BARS

EXHAUST

FUEL/AIR
SYSTEMS

ENGINE

TRANSMISSION,
CLUTCH LINE
& DRIVELINEGASKETS
& SEALS

ELECTRICAL

LIGHTING
& LICENSE
PLATESHANDLEBARS,
CONTROLS
& MIRRORS

CABLES

BRAKES &
BRAKE LINESTANKS &
OIL FILTERSDASHES
& GAUGESFRAMES &
SUSPENSION

FENDERS

FOOTRESTS &
FLOORBOARDSWHEELS
& AXLESCOVERS,
LOCKS &
GENERALAUDIO,
COMMUNICATION
& MOUNTS

- WINDSHIELDS & FAIRINGS
- SADDLEBAGS & LUGGAGE
- SEATS & SISSY BARS
- EXHAUST
- FUEL/AIR SYSTEMS
- ENGINE
- TRANSMISSION, CLUTCH LINE & DRIVE LINE
- GASKETS & SEALS
- ELECTRICAL
- LIGHTING & LICENSE PLATES
- HANDLEBARS, CONTROLS & MIRRORS
- CABLES
- BRAKES & BRAKE LINES
- TANKS & OIL FILTERS
- DASHES & GAUGES
- FRAMES & SUSPENSION
- FENDERS
- FOOTRESTS & FLOORBOARDS
- WHEELS & AXLES
- COVERS, LOCKS & GENERAL
- AUDIO, COMMUNICATION & MOUNTS



0636-0256



0636-0258



0636-0412

MOTO BUNDLE

The SP Connect™ Moto Bundle makes it simple to securely mount and protect your smartphone on your motorcycle.

PHONE CASE

- Protective and slim three-layer phone case
- Provides full function of all ports and buttons
- Compatible with a wide variety of SP Connect™ phone mounts
- Offers functionality of wireless charging with most phones

WEATHER COVER

- Protects your smartphone from weather, mud and dust
- Touchscreen remains fully functional
- Provides shock resistance for your smartphone

MOTO MOUNT PRO

- CNC-milled from aircraft-grade aluminum with stainless steel hardware
- Attaches your smartphone to your motorbike with an SP Connect™ Phone Case or other SP Connect - compatible device
- Fits standard and oversized handlebars (2,22/2,54/2,86/3,17 cm)
- 360° rotation

MOTO MOUNT LT

- Allows you to mount your cell phone on the motorcycle quickly and securely
- Interchangeable heads for SPC/SPC+
- Durable lightweight construction
- Made of fiberglass-reinforced polyamide
- Super-stable 360° adjustment in 6° steps
- For standard and oversize handlebars



0636-0413



0636-0414

UNIVERSAL INTERFACE

- Compatible with all SP Connect mounts
- Twist-to-lock mechanism provides secure attachment to your motorcycle or car
- 55 mm x 66 mm x 5 mm

UNIVERSAL PHONE CASE (LARGE)

- Universal pouch protects your smartphone from weather, mud and dust
- 80 mm x 165 mm
- Full usability of the touchscreen, ports and buttons

DIRECT ADAPTER

PLASTIC SPACING INSERTS
STAND TOOL

PART #	DESCRIPTION	INCLUDES
0636-0256	Moto Bundle Universal Interface SPC	Universal Interface, Moto Mount Pro, direct adapter, plastic spacing inserts, stand tool
0636-0258	Moto Bundle Universal Phone Case (L) SPC	Universal Phone Case (L), Moto Mount Pro, direct adapter, plastic spacing inserts, stand tool
0636-0412	Moto Bundle LT Universal Clamp SPC+	Universal Clamp SPC+, Moto Mount LT, SPC+ head, direct adapter, plastic spacing inserts, stand tool
0636-0413	Moto Bundle LT Universal Interface SPC+	Universal Interface SPC+, Moto Mount LT, SPC+ head, direct adapter, plastic spacing inserts, stand tool
0636-0414	Moto Bundle LT Universal Case SPC+	Universal Phone Case (L) SPC+, Moto Mount LT, SPC+ head, direct adaptor, plastic spacing inserts, stand tool



0636-0272



0636-0267



0636-0279



0636-0282

MOTO MOUNT PRO

- Attaches your smartphone to your motorbike with an SP Connect™ Phone Case or other SP Connect™ - compatible device
- CNC-milled from aircraft-grade aluminum with stainless steel hardware
- Fits standard and oversized handlebars (2,22/2,54/2,86/3,17 cm)
- 360° rotation

BAR CLAMP MOUNT PRO

- Securely mounts your smartphone to your motorcycle
- Swiveling/rotating head allows for easy positioning
- CNC-machined from aircraft-grade aluminum with a black finish
- Portrait/landscape orientation option
- Stainless steel hardware

PART #	DESCRIPTION	PART #	DESCRIPTION	PART #	DESCRIPTION	PART #	DESCRIPTION
0636-0272	Black	0636-0267	Chrome	0636-0279	Black	0636-0282	Chrome

All part numbers in BLUE are new for 2024.



0636-0277



0636-0278

PERCH MOUNT PRO

- Mounts your smartphone to your motorbike's clutch or brake lever perch
- Positions your smartphone in your field of vision
- Portrait/landscape orientation option
- Stainless steel hardware

PART #	DESCRIPTION	PART #	DESCRIPTION
0636-0277	Black	0636-0278	Chrome



MIRROR MOUNT PRO

- CNC-machined parts from aluminum
- Swiveling/rotating head for easy alignment
- Portrait/landscape orientation option
- Measures 34 mm x 60 mm x 55 mm
- Adjustable diameter: 16 mm, 14 mm, 12 mm or 10 mm

PART #	DESCRIPTION
0636-0280	Mirror mount pro



MOTO MOUNT LT

- Attaches your smartphone to your motorbike with an SP Connect™ Phone Case or other SP Connect™ -compatible device
- Durable, lightweight construction; made from fiberglass-reinforced polyamide
- Super-stable 360° adjustment in 6° steps
- Fits standard and oversized handlebars (2,22/2,54/2,86/3,17 cm)

PART #	DESCRIPTION
0636-0401	Moto mount LT



0636-0281

BRAKE MOUNT PRO

- Securely mounts your smartphone to your motorcycle with the SP Connect™ Phone Case or Universal Interface
- Glass fiber reinforced polyamide
- Easily attaches to most brake fluid reservoirs (Fits brake fluid reservoir with M4 x 16/18 screws)
- Portrait/landscape orientation option
- 360° rotation
- Stainless steel hardware

PART #	DESCRIPTION	PART #	DESCRIPTION
0636-0281	Brake mount	0636-0423	Brake mount large



ADHESIVE MOUNT PRO

- Securely mounts your smartphone to your motorbike or car so it's positioned in your field of vision
- Easy mounting with 3M™ adhesive
- 360° ball head adjustment
- Measures 46 mm x 36 mm x 45 mm

PART #	DESCRIPTION
0636-0275	Adhesive mount pro



MOTO STEM MOUNT

- Securely mounts your smartphone to your motorbike with an SP Connect™ Phone Case or Universal Interface
- For sports motorcycles (clip-on handlebars)
- Portrait/landscape orientation option
- CNC-machined from aircraft-grade aluminum
- Stainless steel hardware
- For diameters 12-14,9 mm; 15-17,9 mm; 18-20,9 mm; 21-23,9 mm; 27-29,9 mm
- Does not replace stem nut

PART #	DESCRIPTION
0636-0276	Moto stem mount

All part numbers in **BLUE** are new for 2024.

- WINDSHIELDS & FAIRINGS
- SADDLEBAGS & LUGGAGE
- SEATS & SISSY BARS
- EXHAUST
- FUEL/AIR SYSTEMS
- ENGINE
- TRANSMISSION, CLUTCH LINE & DRIVELINE
- GASKETS & SEALS
- ELECTRICAL
- LIGHTING & LICENSE PLATES
- HANDLEBARS, CONTROLS & MIRRORS
- CABLES
- BRAKES & BRAKE LINES
- TANKS & OIL FILTERS
- DASHES & GAUGES
- FRAMES & SUSPENSION
- FENDERS
- FOOTRESTS & FLOORBOARDS
- WHEELS & AXLES
- COVERS, LOCKS & GENERAL
- AUDIO, COMMUNICATION & MOUNTS



MIRROR MOUNT

- Easily mount your smartphone to your motorcycle's mirror or crossbar (also works on scooters and mopeds)
- Interchangeable heads for SPC/SPC+
- Securely positions your smartphone in your field of vision for simple navigation; mobile phone can be fixed in portrait or landscape format
- 360° rotation
- Fits most motorcycle mirrors
- Measures 34 mm x 32 mm x 32 mm

PART #	DESCRIPTION
0636-0270	Mirror mount

UNIVERSAL CHARGING PHONE CLAMP

- Waterproof, adjustable universal mount for most smartphone models
- Fast, inductive charging with 15 watts of power
- Durable and 100% waterproof
- Includes waterproof USB cable

PART #	DESCRIPTION
0636-0318	Universal charging phone clamp



GLASS SCREEN PROTECTORS

- Tempered glass screen protector protects your phone from scratches, stains and heat
- 0.5 mm thin
- Compatible with SP Connect™ Phone Cases
- Includes one glass screen protector, one microfiber cloth, one alcohol prep pad and one dust removal sticker

PART #	DESCRIPTION	PART #	DESCRIPTION	PART #	DESCRIPTION
0636-0373	iPhone 14/13	0636-0377	iPhone 12 mini	0636-0381	iPhone SE/8/7
0636-0374	iPhone 14 Pro	0636-0378	iPhone 12 Pro	0636-0422	iPhone 15 Pro
0636-0375	iPhone 13/14 Pro	0636-0379	iPhone 12 Pro Max		
0636-0376	iPhone 13 mini	0636-0380	iPhone 11 Pro		

All part numbers in BLUE are new for 2024.



0636-0238



0636-0239




0636-0240



0636-0242



0636-0243



0636-0244



0636-0245




0636-0246



0636-0247



0636-0248



0636-0249



0636-0250



0636-0251



0636-0252



0636-0253



0636-0343



0636-0344



0636-0420



0636-0421

WEATHER COVERS

- Protects your smartphone from weather, mud and dust
- Touchscreen remains fully functional
- Provides shock resistance for your smartphone

PART #	DESCRIPTION
0636-0238	iPhone SE/8/7/6S/6
0636-0239	iPhone 11 Pro/XS/X
0636-0240	iPhone 11 Pro Max/XS Max
0636-0242	iPhone S20+/S20 SE
0636-0243	iPhone 13 Mini/12 Mini
0636-0244	iPhone 13 Pro/13/12 Pro/12
0636-0245	iPhone 13 Pro Max/12 Pro Max

PART #	DESCRIPTION
0636-0246	Samsung Galaxy S21
0636-0247	Samsung Galaxy S21+
0636-0248	Samsung S21 Ultra
0636-0249	Google Pixel 6
0636-0250	Google Pixel 6 Pro
0636-0251	Samsung Galaxy S22
0636-0252	Samsung Galaxy S22+

PART #	DESCRIPTION
0636-0253	Samsung S22 Ultra
0636-0343	Google Pixel 7
0636-0344	Google Pixel 7 Pro
0636-0420	iPhone 15 Pro
0636-0421	iPhone 15 Pro Max

All part numbers in **BLUE** are new for 2024.

WINDSHIELDS
& FAIRINGSSADDLEBAGS
& LUGGAGESEATS &
SISSY BARS

EXHAUST

FUEL/AIR
SYSTEMS

ENGINE

TRANSMISSION,
CLUTCH LINE
& DRIVELINEGASKETS
& SEALS

ELECTRICAL

LIGHTING
& LICENSE
PLATESHANDLEBARS,
CONTROLS
& MIRRORS

CABLES

BRAKES &
BRAKE LINESTANKS &
OIL FILTERSDASHES
& GAUGESFRAMES &
SUSPENSION

FENDERS

FOOTRESTS &
FLOORBOARDSWHEELS
& AXLESCOVERS,
LOCKS &
GENERALAUDIO,
COMMUNICATION
& MOUNTS

WINDSHIELDS
& FAIRINGS

SADDLEBAGS
& LUGGAGE

SEATS &
SISSY BARS

EXHAUST

FUEL/AIR
SYSTEMS

ENGINE

TRANSMISSION,
CLUTCH LINE
& DRIVELINE

GASKETS
& SEALS

ELECTRICAL

LIGHTING
& LICENSE
PLATES

HANDLEBARS,
CONTROLS
& MIRRORS

CABLES

BRAKES &
BRAKE LINES

TANKS &
OIL FILTERS

DASHES
& GAUGES

FRAMES &
SUSPENSION

FENDERS

FOOTRESTS &
FLOORBOARDS

WHEELS
& AXLES

COVERS,
LOCKS &
GENERAL

AUDIO,
COMMUNICATION
& MOUNTS



PHONE/GPS CASES WITH MOUNTS

- Padded, splash-proof device pouch holds your smartphone or GPS in place
- Circumferential zipper for easy opening
- Durable case shell with reinforced base plate
- Touchscreen operation window
- Foam rubber inserts and hook-and-loop straps for custom positioning of the smartphone/GPS
- Rubber lining keeps out moisture
- Opening for power cables
- Stable EVA construction
- Removable inner padding
- PART # 0636-0307 includes T-Lock holder on the back for quick, easy quarter-turn attachment to appropriate holders/mounts
- PART # 3512-0306 is universal kit, includes 25 mm ball (1") can be mounted on M6 or M8 threads, mirror thread holders or round handlebars up to 28 mm (1") in diameter

PART #	DESCRIPTION
3512-0307	Phone case w/ T-Lock mount

PART #	DESCRIPTION
3512-0306	Phone case w/ ball/socket mount clamp kit



3512-0306

T-LOCK SMARTPHONE HOLDERS

- For quick mounting of smartphones
- Smartphone holder is placed on the matching T-Lock holder and secured with a quarter turn clockwise
- Use PART #0636-0404 for mounting on socket arms in the cockpit or PART #3502-0597 for mounting on MOLLE attachments (sold separately)
- Silicone straps allow flexible and secure mounting of smartphones
- Small smartphone holder: maximum outer dimensions of 150 mm x 75 mm x 10 mm and minimum outer dimensions of 130 mm x 70 mm x 6 mm
- Large smartphone holder: maximum outer dimensions of 165 mm x 80 mm x 12 mm and minimum outer dimensions of 144 mm x 71 mm x 7 mm

PART #	DESCRIPTION
0636-0407	Small smartphone case

PART #	DESCRIPTION
0636-0408	Large smartphone case

0636-0407



T-LOCK HOLDER FOR SOCKET ARM

- Various accessory bags such as the Navi Case, Phone Case or the Smartphone Drybag can be attached to the handlebar quickly and securely
- Bottom side of the accessory bags is equipped with a matching counterpart for the T-Lock holder
- Bags are attached to the holder and secured by a clockwise quarter rotation
- By means of the ball-and-socket joint, the T-Lock holder can be secured to a compatible socket arm and individually aligned on motorcycle's handlebar
- Includes one T-Lock holder, one ball joint with mounting plate and mounting instructions

- T-Lock smartphone cases sold separately

NOTE: Accessory bags with a MOLLE system on the bottom can also be attached to the T-Lock holder for socket arm. This requires the T-Lock holder with Molle adapter PART #3502-0597 (sold separately).

PART #	DESCRIPTION
0636-0404	T-Lock holder for socket arm



BALL CLAMPS FOR HEAD TUBE

- Features two clamping sockets to attach to head tubes with an inner diameter between 12,5 cm to 25 cm
- Compatible with clamp arm and device holders
- Allows rider to individually position a GPS device, GoPro or camera on a sport bike
- Includes one socket arm, one T-lock holder, one ball joint with mounting plate, one M8 ball adapter and mounting instructions

PART #	DESCRIPTION
0636-0405	T-Lock ball clamp for head tube



All part numbers in BLUE are new for 2024.



UNIVERSAL GOPRO® CAMERA KIT

- Highly adaptable universal mount kit that offers a variety of installation options
- Compatible with GoPro® HD Hero/Hero2/Hero3
- Fits almost all motorcycle models
- Durable mounting clamps
- Can be mounted on the handlebars, frame, crash bar and top clamp
- Includes 25,4 mm (1") ball, M8 ball adapter, RAM socket arm, RAM ball adapter and mounting plate for mirror thread

PART #	DESCRIPTION
0603-0956	Universal GoPro camera kit



0603-0957



0636-0406

UNIVERSAL GPS MOUNT KITS

- Allows for safe position of a GPS device or smartphone in the motorcycle cockpit
- Provides various mounting options
- Includes a Navi Pro Case (unless noted) to protect device from wind and weather
- Swiveling socket arm allows precise positioning to keep instruments and the road in view
- Comes with all material required for mounting

PART #	DESCRIPTION
0603-0957	Mounting kit with Navi Pro S case
0636-0406	T-Lock mount kit with large smartphone case



UNIVERSAL GPS MOUNT KIT BALL

- Handlebar mounting is recommended
- Fits M8 and M6 threads

PART #	DESCRIPTION
0603-0850	Universal GPS mount kit ball



PIVOTING RAM EXTENSION

- 3" extension for all RAM 1" ball systems
- Strong aluminum alloy construction
- Includes double ball
- Can be pivoted 45° or 90°

PART #	DESCRIPTION
0603-1053	Pivoting RAM extension



0636-0334

ACCESSORY PERCH MOUNTS

- Keep Ciro device holders, cup/drink holders, cameras and more close at hand
- Offset perch mounts allow phone or drink holder to be offset 2" from the hand controls (drink and phone holders sold separately)
- Perch mounts can be used on right or left side; 26,99 mm (1 1/16") to 42,86 mm (1 1/4") fully adjustable mounting system

U.S. Design Patent #D832,694

FOR 14-22 DARK HORSE, CLASSIC, CHIEF, CHIEFTAIN, ROADMASTER, SPRINGFIELD, VINTAGE, 15-22 SCOUT/SCOUT SIXTY AND 18-21 SCOUT BOBBER

PART #	DESCRIPTION	PART #	DESCRIPTION
OFFSET PERCH MOUNTS		REPLACEMENT HARDWARE KITS	
0636-0334	Chrome	2401-1619	Screw kit for perch mount; chrome
0636-0335	Black	2401-1620	Screw kit for perch mount; black



0636-0335

2401-1620

2401-1619

All part numbers in **BLUE** are new for 2024.WINDSHIELDS
& FAIRINGSSADDLEBAGS
& LUGGAGESEATS &
SISSY BARS

EXHAUST

FUEL/AIR
SYSTEMS

ENGINE

TRANSMISSION,
CLUTCH LINE
& DRIVELINEGASKETS
& SEALS

ELECTRICAL

LIGHTING
& LICENSE
PLATESHANDLEBARS,
CONTROLS
& MIRRORS

CABLES

BRAKES &
BRAKE LINESTANKS &
OIL FILTERSDASHES
& GAUGESFRAMES &
SUSPENSION

FENDERS

FOOTRESTS &
FLOORBOARDSWHEELS
& AXLESCOVERS,
LOCKS &
GENERALAUDIO,
COMMUNICATION
& MOUNTS

- WINDSHIELDS & FAIRINGS
- SADDLEBAGS & LUGGAGE
- SEATS & SISSY BARS
- EXHAUST
- FUEL/AIR SYSTEMS
- ENGINE
- TRANSMISSION, CLUTCH LINE & DRIVELINE
- GASKETS & SEALS
- ELECTRICAL
- LIGHTING & LICENSE PLATES
- HANDLEBARS, CONTROLS & MIRRORS
- CABLES
- BRAKES & BRAKE LINES
- TANKS & OIL FILTERS
- DASHES & GAUGES
- FRAMES & SUSPENSION
- FENDERS
- FOOTRESTS & FLOORBOARDS
- WHEELS & AXLES
- COVERS, LOCKS & GENERAL
- AUDIO, COMMUNICATION & MOUNTS



0636-0347



0636-0348



0636-0349



0636-0050

KLOCK WERKS DEVICE MOUNTS

- Easy-to-install motorcycle model-specific mounts that incorporate the iO mounts™ system
- Ultra-strong 5,4 kg (12 lb) magnetic interface and mount retention lip secures devices in the most severe off-road environments
- Attach razor-thin iOadapt stainless steel adapter to your device and connect to the powerful iOcore magnetic carrier
- No special case needed; device is held in place by the strong iOcore magnet and can be adjusted to preferred angle
- Purchase additional iOadapt discs to use multiple devices on same mount
- Nomad and Nomad XL strap assemblies onto any bars 13 mm to 76 mm (0,5" to 3") in diameter (universal mount)

PART #	COLOR
FOR 20-23 CHALLENGER, LIMITED AND DARK HORSE MODELS	
PERCH MOUNTS	
0636-0346	Black, left side
0636-0347	Chrome, left side
FOR 20-23 CHALLENGER MODELS	
AMBIDEXTROUS MOUNTS	
0636-0348	Black, left and right side
0636-0349	Chrome, left and right side
FOR 14-22 CHALLENGER, DARK HORSE, CLASSIC, CHIEF, CHIEFTAIN, ROADMASTER, SPRINGFIELD, VINTAGE MODELS W/ STOCK CONTROLS	
AMBIDEXTROUS MOUNTS	
0636-0185	Black, left and right side
0636-0186	Chrome, left and right side

- Mount kit includes a Nomad or Nomad XL mount and two iOadapt™ adapters
 - Can be remounted onto other vehicles or for other uses
- NOTE: Not for use with phones that have inductive charging.
NOTE: Not for use with Samsung Galaxy S4 phones.

PART #	COLOR
FOR 14-22 CHALLENGER, DARK HORSE, CLASSIC, CHIEF, CHIEFTAIN, ROADMASTER, SPRINGFIELD, VINTAGE MODELS W/ STOCK CONTROLS (CONT)	
PERCH MOUNTS	
0636-0050	Black, left side
FOR 15-22 SCOUT/SCOUT SIXTY, 18-21 SCOUT BOBBER	
AMBIDEXTROUS MOUNTS	
0636-0187	Black, left and right side
0636-0188	Chrome, left and right side
FOR 15-22 SCOUT, 16-22 SCOUT SIXTY, 18-22 SCOUT BOBBER	
PERCH MOUNTS	
0636-0100	Chrome, left side
0636-0101	Black, left side
0636-0098	Chrome, right side



PART #	DESCRIPTION
OPTIONAL MAGNETIC iOcore	
0636-0038	Black iOcore
REPLACEMENT COMPONENTS (EA.)	
0636-0045	iOadapt disc

All part numbers in **BLUE** are new for 2024.



UNIVERSAL IO PHONE MOUNT

- Secure devices within any vehicle with a flat mounting surface (stick-on or bolt-on options)
- Universal kit is perfect not only for UTVs but also boats, tractors, semis, hot rods and more
- Attach razor-thin iOadapt™ stainless steel adapter to your device and connect to the powerful iOcore™ magnetic carrier
- No special case needed. Device is held in place by the strong iOcore magnet, and can be adjusted to preferred angle
- Included in box: one Hemisphere mount, adhesive patch, two iOadapt steel discs and one magnetic black iOcore
- Adhesive requires 72 hours for proper cure time
- Purchase additional iOadapt discs to use multiple devices on same mount

NOTE: Not for use with phones that have inductive charging.

NOTE: Not for use with Samsung Galaxy S4 phones.



PART

0636-0192

DESCRIPTION

Universal phone mount



UltraMAX™

ROUTE 1 MAGNETIC PHONE HOLDER

- Innovative UltraMax™ durable polyester material
- Highest UV protection in industry
- Sized to fit all current plus-size phones
- Attaches to metal tanks with strong magnets
- Can be adjusted to different positions for sun glare and optimal viewing
- Reverse coil zippers help keep out dust and dirt
- Clear top is touchscreen device-friendly
- Protective base material prevents slipping or marking
- Inner sleeves to hold credit cards, license and/or small documents
- 16,5 cm L x 89 mm W x 38 mm D (6,5" x 3,5" x 1,25")



PART

3502-0334

DESCRIPTION

Route 1 magnetic phone holder



OJ HOLDER AND HOLDER PLUS

- Double fixing system attaches to handlebar by means of a clip and to mirror by means of a comfortable and articulated arm
- Attachment versatility allows the user to choose how best to use holder in order to improve driving experience
- Waterproof double-slider zip
- Foam inserts for a better fit in case
- OJ Holder dimensions: 10 cm x 16 cm x 3 cm; touch window dimensions: 6 cm x 13,4 cm
- OJ Holder Plus dimensions: 11 cm x 18 cm x 3 cm; touch window dimensions: 7 cm x 15 cm



3512-0293



3512-0294

PART

3512-0293

DESCRIPTION

OJ Holder

PART

3512-0294

DESCRIPTION

OJ Holder Plus



MAGNETIC TANK POUCH

- Convenient magnetic phone and GPS tank pouch for steel tanks
- Generous 20,5 cm x 11,5 cm (8" x 4 1/2") size easily accommodates most cell phones or GPS units in a clear-faced pocket
- Six ultra-strong magnets securely hold pocket in place and the felt backing protects against scratching



PART

3502-0311

DESCRIPTION

Magnetic tank pouch

All part numbers in **BLUE** are new for 2024.

WINDSHIELDS
& FAIRINGS

SADDLEBAGS
& LUGGAGE

SEATS &
SISSY BARS

EXHAUST

FUEL/AIR
SYSTEMS

ENGINE

TRANSMISSION,
CLUTCH LINE
& DRIVELINE

GASKETS
& SEALS

ELECTRICAL

LIGHTING
& LICENSE
PLATES

HANDLEBARS,
CONTROLS
& MIRRORS

CABLES

BRAKES &
BRAKE LINES

TANKS &
OIL FILTERS

DASHES
& GAUGES

FRAMES &
SUSPENSION

FENDERS

FOOTRESTS &
FLOORBOARDS

WHEELS
& AXLES

COVERS,
LOCKS &
GENERAL

AUDIO,
COMMUNICATION
& MOUNTS

INDIAN REFERENCE GUIDE

	YEAR	BATTERY	SPARKPLUG		CHAIN/BELT	SPROCKET		TIRE SIZE/LOAD INDEX	
			NGK	CHAMPION		FRONT	REAR	FRONT	REAR
INDIAN									
FTR1200 /S/Sport/Carbon	2022-2023	YTX14H-BS	MR7F	RG4PHP		17T	45T	120/70R17 58W	180/55R17 73W
FTR1200 Rally	2019-2023	YTX14H-BS	MR7F	RG4PHP	525 x 120	17T	49T	120/70R19 60V	150/70R18 70V
Scout	2015-2021	YTX14AH-BS	MR7F	RG4PHP	22mm x 141T	28T	66T	130-90B16 67H	150/80B16 67H
Scout Sixty	2016-2021	YTX14AH-BS	MR7F	RG4PHP	22mm x 141T	28T	66T	130/90-16 72H	150/80-16 71H
Scout Bobber	2018-2021	YTX14AH-BS	MR7F	RG4PHP	22mm x 141T	28T	66T	130/90-16 73H	150/80-16 71H
Scout Bobber Sixty	2020-2021	YTX14AH-BS	MR7F	RG4PHP	22mm x 141T	28T	66T	130/90-16 73H	150/80-16 71H
Scout Bobber Twenty	2020-2021	YTX14AH-BS	MR7F	RG4PHP	22mm x 141T	28T	66T	130/90-16 73H	150/80-16 71H
Scout Rogue/Rogue Sixty	2022-2023	YTX14AH-BS	MR7F	RG4PHP	22mm x 141T	28T	66T	130/60B19 61H	150/80B16 77H
Scout 100th Anniversary	2020	YTX14AH-BS	MR7F	RG4PHP	22mm x 141T	28T	66T	130/90-16 73H	150/80-16 71H
Chief Dark Horse	2016-2020	YTX20HL-BS	DCPR8E	RA4HC	24mm x 152T	30T	66T	130/90B16 73H	180/65B16 81H
Chief	2018	YTX20HL-BS	DCPR8E	RA4HC	24mm x 152T	30T	66T	130/90B16 73H	180/65B16 81H
Chief Classic	2014-2018	YTX20HL-BS	DCPR8E	RA4HC	24mm x 152T	30T	66T	130/90B16 73H	180/65B16 81H
Chief Vintage	2014-2018,2020	YTX20HL-BS	DCPR8E	RA4HC	24mm x 152T	30T	66T	130/90B16 73H	180/65B16 81H
Vintage	2020-2021	YTX20HL	DCPR8E	RA4HC	24mm x 152T	30T	66T	130/90B16 73H	180/65B16 81H
Springfield Dark Horse	2018-2021	YTX20HL-BS	DCPR8E	RA4HC	24mm x 152T	30T	66T	130/60B19 61H	180/60R16 80H
Springfield	2016-2021	YTX20HL-BS	DCPR8E	RA4HC	24mm x 152T	30T	66T	130/90B16 73H	180/60R16 80H
Chieftain	2014-2023	YTX20HL-BS	DCPR8E	RA4HC	24mm x 152T	30T	66T	130/60B19 61H	180/60R16 80H
Chieftain Dark Horse	2016-2023	YTX20HL-BS	DCPR8E	RA4HC	24mm x 152T	30T	66T	130/60B19 61H	180/60R16 80H
Chieftain Classic	2018-2020	YTX20HL-BS	DCPR8E	RA4HC	24mm x 152T	30T	66T	130/90B16 73H	180/60R16 80H
Chieftain Limited	2017-2023	YTX20HL-BS	DCPR8E	RA4HC	24mm x 152T	30T	66T	130/60B19 61H	180/60R16 80H
Chieftain Elite	2017-2018, 2020-2023	YTX20HL-BS	DCPR8E	RA4HC	24mm x 152T	30T	66T	130/60B19 61H	180/60R16 80H
Roadmaster Classic	2017-2018	YTX20HL-BS	DCPR8E	RA4HC	24mm x 152T	30T	66T	130/90B16 73H	180/60R16 80H
Roadmaster	2015-2023	YTX20HL-BS	DCPR8E	RA4HC	24mm x 152T	30T	66T	130/90B16 73H	180/60R16 80H
Roadmaster Elite	2018-2020	YTX20HL-BS	DCPR8E	RA4HC	24mm x 152T	30T	66T	130/90B16 73H	180/60R16 80H
Challenger	2020-2023	YTX20HL	-	-	24mm x 152T	29T	69T	130/90B16 66H	180/60R16 80H
Challenger Dark Horse	2020-2023	YTX20HL	-	-	24mm x 152T	29T	69T	130/90B16 66H	180/60R16 80H
Challenger Limited	2020-2023	YTX20HL	-	-	24mm x 152T	29T	69T	130/90B16 66H	180/60R16 80H
Challenger Elite	2022-2023	YTX20HL			24mm x 152T	29T	69T	130/60B19 61H	180/60R16 80H
Chief	2022-2023	YTX20HL	DCPR8E		22mm x 146T	30T	66T	130/60B19 61H	180/65B16 81H
Sport Chief	2022-2023	YTX20HL	DCPR8E		22mm x 146T	30T	66T	130/90B19 61H	180/65B16 81H
Super Chief	2022-2023	YTX20HL	DCPR8E		22mm x 146T	30T	66T	130/90B16	180/65B16
Chief Bobber	2022-2023	YTX20HL	DCPR8E		22mm x 146T	30T	66T	130/90B16	180/65B16
Chief Bobber Dark Horse	2022-2023	YTX20HL	DCPR8E		22mm x 146T	30T	66T	130/90B16	180/65B16
Roadmaster Dark Horse	2021-2023	YTX20 HL	DCPR8E		24mm x 152T	30T	66T	130/90B16	180/60R16
Roadmaster Limited	2021-2023	YTX20HL	DCPR8E		24mm x 152T	30T	66T	130/90B16	180/60R16

A

Accent lights/light kits, LED 118

Accutronix

Floorboards 181
Folding rear footpeg adapters 189
Side-mount license plate frames 123

Adapter collars 117

Adaptive headlights 98, 101

AFR kits 77

Air cleaners/kits 79-80

Air filter pre-filter 79

Air filters 80

Air intake assemblies emission control regulatory information 4

Air temperature sensors 170

Airbox lid 78

Akrapovic

Headpipes 76
Heat shields 76
Link pipes 76

All Balls

Dust seals 87
Fork bushing kit 175
Fork seals 87
Steering stem bearings 172
Wheel bearings/seals 191

Andrews

Cams 81

Antennas 194

Arlen Ness

Brake rotor hardware kits 153
Brake rotors 153
Fenders 178
Footpegs/shift pegs 188
Handlebars 127
Rims 190-191
Wheel hubs 190-191

Armrests 43, 55

Audio anti-vibration modules 196

Audio cables 196

AUDIO, COMMUNICATION & MOUNTS 194-205

Auto clutch kits 83

Avon Performance

Grips 137-138
Heated grips 138

Axle covers 191

Axle protectors 191

B

Back seat bags 31

Backpacks 39

Backrest luggage/bags 31

Backrest mount kits 62

Backrest/trunk pads 49-50, 55

Backrests 50, 53-54, 59-62

Badlands

Illuminator module 120
Run/turn/brake light control modules 116

Baffles, exhaust 76

Ball clamp for head tubes 202

Bar end mirrors/systems 140-142, 146

Barnett

Cables 149

Clutch shaft arm 85

Clutches/kits 83

Bassani

Exhaust 65-66

Exhaust end caps 67

Exhaust systems 66

Mufflers 67-68

Batteries 89-91

Battery testers 92

Bearings, steering stem 172

Bearings/seals, wheel 191

Belt Drives Ltd.

Drive belts 86

Belt guards 86

Belts, drive 86

Beverage holders 192-193

Boom mat tape 96

Booster wings 6

Bottle holders 37

Brake cables 150

Brake levers 132

Brake light flasher modules 119

Brake lights 106-108, 111-112

Brake line fittings 160-161

Brake lines 160-161

Brake master cylinder covers 133, 162

Brake pads/shoes 154-159

Brake pedal pads 183

Brake pegs 183-184, 186-187

Brake rotor hardware kits 153

Brake rotors 151-153

Brake/clutch levers 131

Brake/clutch master cylinder covers 133

Brake/turn/run light control modules 119

BRAKES & BRAKE LINES 151-162

BS Battery

Batteries 89-90

Battery testers 92

Power Box jump starter 92

Bulbs 121

Burly Brand

Backpacks 39

Grips 136

Luggage 39

Saddlebags 39

Tool roll 40

Bushings, fork slider 175

C

CABLES 148-150

Cafe racer fairings 23

Cam covers 82

Camera/camcorder mounts 204

Cams 81

Cams emission control regulatory information 4

Camshaft covers 82

CANbus modules 120

Caps, brake bleeder 162

CARB emission control regulatory information 4

Carburetors and part kits emission control regulatory information 4

Cargo straps 38

Carriers, side 27

Chargers 200

Charging mounts 200

Charging ports, USB 196

Chin fairings 172

Ciro

Antennas 194

Cup/drink holders 192

Engine guard toe rests 187

GoPro camera mounts 203

iPhone/Smartphone/GPS mounts 203

Saddlebag lights 117

Clutch cables 148-150

Clutch kits/discs/springs 83-84

Clutch levers 132

Clutch shaft arm 85

Clutch/brake levers 131

Clutch/brake master cylinder covers 133

Clutches/kits 83

Cobra

Backrests 60-61

Detachable Mini-Backrests 61

Exhaust 75

Freeway bars 171

Luggage racks 41-42

Mufflers 75

Short Detachable Backrests 61

Tall Detachable Backrests 60

Control cables 148, 150

Control levers 131-132

Cooler bags 34

COVERS, LOCKS & GENERAL 192-193

Covers, motorcycle 192

Cruise pegs 187

Cult-Werk

Axle covers 191

Belt guards 86

Camshaft covers 82

Footpegs 189

Fork caps 173

Fork cover kits 173

Fork slider covers 173

Front fenders 178

Headlight masks 102

Headlights 99

Rear fenders 179

Side mount license plate holder 123

Turn signals 116

Cup/bottle/drink holders 192-193

Custom Dynamics

Brake light flasher modules 119

Fairing vent inserts 24

Fog lights 104

Headlight adapter 119

Isolator modules 95

LED accent lights/light kits 100, 118

LED headlamps 100, 104

Custom Dynamics (CONT)	
LED passing lamps	119
LED turn signals	114
License plate frames, LED	125
Passing lamp adapters	119
Polarity converters	119
Run/turn/brake modules	119
Saddlebag trim	118
Turn signal lenses	116
Turn signals	114-115
Wiring adapter	119

Cycle Visions	
Sissy bar side plates	63
Sissy bars	63
Cylinder base cover	82

D

DASHES & GAUGES 165-170

Daytona	
Adapter collar	117
Air temperature sensors	170
End plug	139
Fork clamp sets	117
Gauge remote	168
Gear shift indicators	168
Handlebar switches	169
Headlight brackets	102, 169
Headlight bulbs	102
IC relays	93
Instrument gauges	165
LED accent lights/light kits	125
Mirror plug bolts	147
Mirrors	143-144
Mounting bracket	169
Multi-function computers	165
Oil temperature sensor	170
Proximity speed sensor	169
RPM pulse rectifier	170
Speed converters	169
Speedometers/tachometers	165-167
Turn signals	116, 168
USB cables	97
USB fairing mount	97
USB ports	97
USB power supplies	97
Voltmeters	167-168

DEI	
Boom mat tape	96
Hi-temp shrink tubes	96
Derby covers	85
Device chargers	200

Digital display for Power Commander	78
-------------------------------------	----

DP Brakes	
Brake pads	159

Drag Specialties Seats	
Backrests	62
Saddlebag liner bags	40
Seats	44-48

Drag Specialties	
Air filters	80
Batteries	90
Brake pads	155
Grip covers	139
Handlebar lever covers	133
Handlebars	126
Ignition coils	87
Oil filters	163
Spark plug wires	87
Spark plugs	88
Dresser bars	171
Dresser/Touring exhaust	74
Drink holders	192-193
Drink/cup holders	192
Drive belts	86
Driving light bezels	102
Driving lights	103-105
Dry/waterproof bags	30
Duffie bags	34
Dust seals	87
Dust/fork seal kits	87
Dynamat Beat the Heat kit	58
Dynamat sound control fairing kits	194

Dynojet	
Digital display for Power Commander	78
Ignition quick shifters	84
Power Commander V map switch	77
Power Commanders	77
Power package	78
Power Vision 3	78
Power Vision 3 handlebar mount kit	78
Power Vision 4	78
Wideband CX dual channel AFR kit	77

E

EBC	
Brake pads	154
Brake rotors	152
Clutch kits	84
Electric easy shift speed shifter kit	84

ELECTRICAL 87-97	
Electrical accessory charging ports	196
Electrical emission control regulatory information	4
Electronics mounts	97, 195-200, 203-205

Emission control regulatory information	4
Emissions Information	4
End caps	71, 73

ENGINE 81-82	
Engine emission control regulatory information	4
Engine guard toe rests	187

EXHAUST 64-76	
Exhaust baffles	76
Exhaust emission control regulatory information	4
Exhaust end caps/tips	67, 73
Exhaust headpipes	76
Exhaust heat shields	76
Exhaust link pipes	76

Exhaust products emission control regulatory information	4
--	---

F

Fairing mounting hardware	22-23
Fairing sound control kits	194
Fairing storage bags	24
Fairing turn signal trim	24
Fairing vent inserts	24
Fairing vent screens	24
Fairings	18, 22-23
Fairings, batwing	19-20
Fairings/mounting hardware	21-23

FENDERS 177-179

Filler panel lights	117
Filters, air	80
Filters, oil	163
Flag holders	193
Flags/poles	193
Flare windshield demo display kits	193
Flare windshields	12-13

Flare

Windshields	12-13
Flasher relays	93, 121
Flashers/relays	121

Flo

Oil filters	163
Floorboard inserts	180
Floorboard mount spreader kits	182
Floorboard mounts	182
Floorboards	180-182
Fog lights	103-104
Folding footpeg adapters	189
Foot controls	183
Foot/shifter pegs	185, 188
Footpeg adapter mounts	189
Footpeg adapters	189
Footpeg covers	189
Footpeg mounts/offsets/components	182, 189
Footpegs	183-187, 189

FOOTRESTS & FLOORBOARDS 180-189

Fork bags	35
Fork caps	173
Fork clamp sets	117
Fork cover kits	173
Fork seals	87
Fork slider bushings	175
Fork slider covers	173
Fork springs	174-175
Fork/dust seal kits	87

FRAMES & SUSPENSION 171-176

Frames, license plate/mounts	124
Freeway bars	171
Front end lowering kits	175
Front end suspension systems	174
Front fenders	177-178
Front fork lowering kits	175
Fuel controllers/modules emission control regulatory information	4
Fuel flow programmers emission control regulatory information	4

Fuel flow tuners emission control regulatory information	4
Fuel injection modules/controllers	78
FUEL/AIR SYSTEMS	77-80
Fuel/air systems emission control regulatory information	4

G

Galfer	
Brake pads	156
Brake rotors	151
GASKETS & SEALS	87
Gauge accents	170
Gauge remote	168
Gear shift indicators	168
Gilles Tooling	
Axle protectors	191
Footpeg covers	189
Handlebar risers	130
Handlebars	130
Heel guards	180
Levers	131
License plate mount	123
Master cylinder covers	133
Rear stand hook kit bolt sets	172
Rearsets	180
Top yoke nut	130
GoPro camera mounts	203
GPS mounts/adaptor kits	29, 195-200, 202-205
Grip covers	139
Grip spacers	139
Grips	134-138

H

Handgrips	135-136
Handguards	133
Handlebar bags/pouches	38
Handlebar control spacers	139
Handlebar extension harness	94
Handlebar grips	136
Handlebar kits	129
Handlebar lever covers	133
Handlebar risers	130
Handlebar risers/kits	130
Handlebar switches	169
Handlebar wiring harnesses/extensions	94
Handlebars	126-130
HANDLEBARS, CONTROLS & MIRRORS	126-147
Harness kits, handlebar wiring	94
Headlight adapters/kits	101-102, 119
Headlight brackets	102, 169
Headlight bulbs	102
Headlight masks	102
Headlights	98-99, 101
Headpipes	76
Heat shields	76
Heated grip wire extension harness	138
Heated grips	138
Heated seats	49-50, 55
Heel guards	180

Heinz Bikes	
License plate mounts	122
Helix Racing	
Brake bleeder caps	162
Highway bar bags	30
Highway bars	171
Hi-temp shrink tubes	96
Hidden trailer hitch	171
Hiflofiltro	
Oil filters	164
Highway bars	171
Hopnel	
Highway bars	171
Phone pouches	205
Saddlebag cooler	40
Hoses/clamps for radiators	82
Hot Wings	6
Hubs, wheel	190-191
Hydraulic brake line fittings	160-161
Hydraulic brake lines	160-161
Hydraulic master cylinder covers	133
Hyperpro	
Fork spring kits	174
Shock springs	176

I

i.Lash	121
IC relays	93
Ignition coils	87
Ignition lock, digital and accessories	93
Ignition quick shifters	84
Ignition wires	87
Illuminator modules	120
Illuminators	120
Indian exhausts	64-65
Indian mufflers	64-65
Instrument gauges	165
iPhone mounts	29, 195-200, 202-205
Isolator modules	95

J

J.W. Speaker	
Adaptive LED headlights	98, 101
Headlight adapter kits	101
Headlights	99, 101
LED fog lights	103
Jacket roll	35
Joker Machine	
Brake/clutch levers	132
Floorboards	181
Footpegs	184
Grip spacers	139
Master cylinder covers	133, 162
Pulley covers	86
Rear turn signal adapters	117
Shift rods	85
Jump starter	92
Jumper pigtails	194

K

K&N	
Air filters	80
Oil filters	163
K&S	
Dust seals	87
Fork seals	87
Wire connectors	96
Kellermann	
Brake lights	106-108, 111-112
Bullet series light parts/accessories	108
Bullet series parts/accessories	110
Flasher relays/alarms	121
Handlebar end marker lights	109-110
i.Lash	121
Indicator lights	106-112
License plate holder	125
License plate light	125
Light mounting plates	107
Micro light mounting adapter	112
Micro light parts/accessories	112
Power resistors	121
Turn signals	112
Kesstech	
Exhaust	64-65
Khrome Werks	
Exhaust	73
War Hammer	73
Klock Werks	
Dynamat Beat the Heat kit	58
Dynamat sound control fairing kits	194
Fairing vent screen	24
Fenders	177, 179
Flare windshield demo display kits	193
Flare windshields	12-13
Floorboard mounting kits	182
Handlebar kits	129
Handlebars	128-129
iOadapt disc	204
iOmounts	204-205
iOskin	204
Radiator guard	82
Seat cooling mat	58
Seat pan kits	58
Windshields	13
Kuryakyn	
Air cleaners	80
Backrest mount kits	62
Backrests	62
Brake pedal pads	183
Brake pegs	183-184, 186-187
Chin fairing	172
Clutch/brake levers	132
Cruise pegs	187
Cylinder base cover	82
Drink holders/beverage carriers	192
Driving light bezels	102

Kuryakyn (CONT)	
Fairing turn signal trim	24
Floorboard inserts	180
Floorboards	180-182
Footpeg adapters	189
Footpeg mounts/offsets/components	182, 189
Footpegs	183-187
Gauge accents	170
Grips	135-136
Headlight adapter kit	102
Jacket roll	35
License plate frames	124
License plate mounts	124
License plate mounts/frames/components	124
Luggage	31-35
Luggage racks	43
Mechanical cruise assist	139
Mid controls	183
Mini floorboards	181-182
Mirror adapters	147
Mirrors/components	145-146
Oil cooler cover	164
Oil panel accent	164
Passing lamp adapter harness	120
Pet Palace pet carrier	32
Primary covers	86
Rear fender strip lights/light bars	117
Rear master cylinder covers	162
Saddle shields	59
Saddlebag cooler	34
Saddlebag top trim	43
Saddlebags	34
Shift levers	85, 183
Shift pegs	183-187
Signal splitter modules	95
Sissy bar bags	31
Sissy bars	62
Splined footpeg adapter mounts	189
Starter covers	92
Stereo accents	170
Tail bags	32
Tappet block accent	82
Tie-down brackets	172
Toe rest cruise pegs	187
Transmission center cover	86
Trunk lid organizer	35
Turn signal mounts	124

L

LED accent lights/light kits	100, 118, 125
LED bulbs	121
LED fairing vent inserts	24
LED fog lights	103
LED headlamps	100, 104
LED headlights	98-99, 101
LED passing lamps	119
LED turn signals	114

Legend Suspension	
Front end suspension systems	174
Shock absorbers	175
Lever covers	133
Lever sets	131
Levers	131-132
Levers, brake and clutch	131
License plate frames	123-125
License plate frames w/ LEDs	125
License plate frames/mounts	122, 124
License plate holders	125
License plate lights	125
License plate mounts	123-124
License plate mounts/frames/components	124
License plates	193
Light brackets/clamps/mounts	107
Light bulbs	121

LIGHTING & LICENSE PLATES 98-125

Lights, brake	106-108, 111-112
Lights, driving	104
Lights, fog	104
Link pipes	76
Lock-on grips	134

Los Angeles Choppers

Control cables	150
Handlebars	126
Suspension lowering kits	176
Lowering kits	176
Lowers mount	6
Luggage accessory mounts	29, 202
Luggage organizers	40
Luggage rack bags	31
Luggage rack/sissy bar bags	36
Luggage racks	41-43
Luggage straps	38
Luggage, pet carriers	32

M

Magnum

Brake lines/fittings	160-161
Control cables/kits	148-149
Marker lights/turn signals	106-112, 115
Master cylinder covers	133, 162
Mechanical cruise assist	139

Memphis Shades

Batwing fairings	19-20
Booster wings	6
Bullet fairing	21
Cafe fairing	23
Fairing mounting hardware	22-23
Fairing storage bag	24
Gauntlet fairings	22
Hand guards	133
Hot Wings	6
Lowers mount	6
No-Tool Trigger Lock Mounts	9
Quick change windshield mounting hardware	9
Road Warrior fairing	22
Windshield lowers	6

Memphis Shades (CONT)	
Windshield lowers mounting hardware	6
Windshield mounting hardware	5, 7-11
Windshield storage bag	24
Windshields	5, 7-11
Windshields/mounting hardware	20
Mid controls	183
Mini floorboards	181-182
Mirror adapters	147
Mirror extensions	147
Mirror plug bolts	147
Mirror stems	145
Mirrors	140-146

Motogadget

Digital ignition lock and accessories	93
Mirror screw kit	142
Mirrors	140-142
mo.flash digital flasher	93
Turn signals	113
Motorcycle covers	192
Mounting brackets	169
Mounts, turn signal	124
Mufflers	67-76

Mustang

Seats	55-57
Sissy bar pads	63

N

NAMZ

Handlebar extension harness	94
Handlebar wiring harnesses/extensions	94
Headlight adapter harness	95
Heated grip wire extension harness	138
Illuminator	120
Jumper pigtails	194
Speedometer extension harness	94
Trailer output harness	171
Turn signal wire adapters	120
Y-harness	95
Y-power adapter	95

Nelson-Rigg

Bottle holder	37
Handlebar bags/pouches	38
Hurricane RiggPak highway bar/tail bag	37
Luggage rack/sissy bar bags	36
Luggage straps	38
Motorcycle covers	192
Pet carriers	36
Phone mounts	205
Tail bags	37
USA (Under Seat Attachment)	38

NGK

Spark plugs	88
-------------	----

O

ODI

Lock-on grips	134
Throttle tubes	139

Oil cooler cover	164
Oil filters	163-164
Oil panel accents	164
Oil temperature sensor	170

OJ Metropolitan

Smartphone holder	205
Oxygen sensors emission control regulatory information	4
O ₂ eliminators emission control regulatory information	4

P

Passenger armrests	43
Passing lamp adapters	119-120
Passing lamp harnesses	120

PC Racing

Shock absorbers	176
Pegs, foot/shifter	185, 188

Performance Machine

Air cleaners/kits	79
Air cleaners/kits/parts and accessories	79

Pet carrier luggage	32
Pet carriers	36

Phone holders	205
Phone pouches	205

Pillion pads	54
--------------	----

Pingel

Electric easy shift speed shifter kit	84
Floorboard mount spreader kit	182
Shift peg extender	85

Pit mats	193
----------	-----

Pivot Works

Fork seal kits	87
Wheel bearings/seals	191

Pivoting handlebar risers	130
---------------------------	-----

Plug wires	87
------------	----

POD-300 digital display for Power Commander	78
---	----

Polarity converters	119
---------------------	-----

Portable jump starter	92
-----------------------	----

Position light	106
----------------	-----

Power Commander V map switch	77
------------------------------	----

Power Commanders	77
------------------	----

Power package	78
---------------	----

Power resistors	121
-----------------	-----

Power Vision 3	78
----------------	----

Power Vision 3 handlebar mount kit	78
------------------------------------	----

Power Vision 4	78
----------------	----

Pre-filter for air cleaners	79
-----------------------------	----

Primary covers	86
----------------	----

Pro One

Mirrors	145
---------	-----

Progressive Suspension

Fork lowering kits	175
Fork springs	175

Proximity speed sensor	169
------------------------	-----

PSR

Lever sets	131
Pulley covers	86

Q

Quick shifters	84
----------------	----

R

Rack bags	33
-----------	----

Radiator grilles/covers	82
-------------------------	----

Radiator guard	82
----------------	----

Radiator hose/clamp kits	82
--------------------------	----

RAM extensions	203
----------------	-----

Rear fenders	179
--------------	-----

Rear master cylinder covers	162
-----------------------------	-----

Rear stand hook bolt sets	172
---------------------------	-----

Rear turn signal adapters	117
---------------------------	-----

Rearsets	180
----------	-----

Rectifiers/regulators	88
-----------------------	----

Regulators/rectifiers	88
-----------------------	----

Rekluse

Clutch kits	83
-------------	----

Derby covers	85
--------------	----

Rick's Motorsport

Rectifiers/regulators	88
-----------------------	----

Rims	190-191
------	---------

Rinehart Racing

End caps	71
----------	----

Exhaust	69-71
---------	-------

Mufflers	69-71
----------	-------

Rivco

CANbus module	120
---------------	-----

Driving lights	103
----------------	-----

Hidden trailer hitch	171
----------------------	-----

LED bulbs	121
-----------	-----

License plate/double flag holder	193
----------------------------------	-----

Passenger armrests	43
--------------------	----

Trailer wiring harness	171
------------------------	-----

Trunk relocation brackets	43
---------------------------	----

Rocker switches	92
-----------------	----

Roll bags	31, 33
-----------	--------

Rox Speed FX

Pivoting handlebar risers	130
---------------------------	-----

RPM pulse rectifier	170
---------------------	-----

Run/turn/brake light control modules	116
--------------------------------------	-----

Run/turn/brake light modules	119-120
------------------------------	---------

S**S&S**

Air cleaners/kits	79
-------------------	----

Air filters	80
-------------	----

Exhaust end cap	73
-----------------	----

Exhaust systems	72
-----------------	----

Mufflers	72-73
----------	-------

Pre-filter for air cleaners	79
-----------------------------	----

Saddle shields	59
----------------	----

Saddlebag coolers	40
-------------------	----

Saddlebag filler panel lights	117
-------------------------------	-----

Saddlebag lights	117
------------------	-----

Saddlebag liner bags	40
----------------------	----

Saddlebag top trim	43
--------------------	----

Saddlebag trim	118
----------------	-----

Saddlebags	26-27, 34, 39
------------	---------------

SADDLEBAGS & LUGGAGE 25-43**Saddlemen**

Backrest pads	49-50
Backrest/trunk pads	49
Backrests	50, 53-54
Heated seats	49-50
Pillion pads	54
Seat heaters	59
Seat screws	59
Seats	49-54
Sissy bar pads	63

Samco Sport

Radiator hose kits/clamps	82
---------------------------	----

SBS

Brake pads	158
Brake rotors	153

Screen protectors	200
-------------------	-----

Seals, fork	87
-------------	----

Seat bags	33
-----------	----

Seat cooling mat	58
------------------	----

Seat heaters	59
--------------	----

Seat pan kits	58
---------------	----

Seat screws	59
-------------	----

Seat shell	58
------------	----

Seats	44-58, 63
-------	-----------

SEATS & SISSY BARS 44-63

Shift kits	84
------------	----

Shift levers	85, 183
--------------	---------

Shift peg extenders	85
---------------------	----

Shift pegs	183-187
------------	---------

Shift rods	85
------------	----

Shifter/footpegs	185, 188
------------------	----------

Shock absorbers	175-176
-----------------	---------

Shock springs	176
---------------	-----

Shoulder bags	30
---------------	----

Show Chrome

Antennas	194
----------	-----

Backrests	59
-----------	----

Beverage holders	193
------------------	-----

Bulbs	121
-------	-----

Driving lights	105
----------------	-----

Flags/poles	193
-------------	-----

Rocker switch	92
---------------	----

Side bags	27
-----------	----

Side carriers	27
---------------	----

Side mount license plate holders	123
----------------------------------	-----

Side-mount license plate frames	123
---------------------------------	-----

Signal splitter modules	95
-------------------------	----

Sissy bar luggage/bags	31
------------------------	----

Sissy bar pads	63
----------------	----

Sissy bar side plates	63
-----------------------	----

Sissy bar/luggage rack bags	36
-----------------------------	----

Sissy bars	62-63
------------	-------

Sissy bars, backrests and side plates	62
---------------------------------------	----

Sleeves, throttle	139
-------------------	-----

Slider bushings, fork	175
-----------------------	-----

Slip-on mufflers	67-68, 74, 76
------------------	---------------

Slipstreamer

Fairings	18
----------	----

Windshield application chart	18
------------------------------	----

Slipstreamer (CONT)	
Windshield mounting hardware	14-18
Windshields	14-18
Slyfox	
Pit mat	193
Smartphone holders	205
Smartphone mounts	29, 195-200, 202-205
Smartphone/iPhone weather covers	198
Softail exhaust	75
Softail mufflers	75
SP Connect	
Audio anti-vibration modules	196
Audio cable	196
Charging clamp	200
iPhone/smartphone/GPS holder	195-200
Screen protector	200
USB power/charging port	196
Weather cover	201
Spark plug wires	87
Spark plugs	88
Speed converters	169
Speed shifter kit	84
Speedometer extension harness	94
Speedometers	165-166
Splined footpeg adapter mounts	189
Springs, fork	175
Springs, shock	176
Starter covers	92
Steering stem bearings	172
Stereo accents	170
Stickers	193
Sumax	
Spark plug wires, colored	87
Suspension lowering kits	176
Suspension systems	174
SW-Motech	
Ball clamp for head tube	202
GPS mount kit ball	203
GPS mount kits	203
Highway bar bags	30
Mirror extensions	147
Phone cases	202
RAM extension	203
Shoulder bags	30
Side bags	26-27
Side carriers	27
Stickers	193
T-Lock holders	29, 202
Tail bags	25, 29-30
Tank bags	26, 28, 30
Top cases	25
Universal GoPro camera kit	203
T	
Tachometers	165, 167
Tail bags	25, 29-30, 32-33, 37, 39
Taillights	112
Tank bags	26, 28, 30, 39
TANKS & OIL FILTERS	163-164
Tappet block accent	82

Testers, battery	92
Throttle housings	139
Throttle sleeves	139
Throttle tubes	139
Throw-over saddlebags	34
Tie-down brackets	172
Toe rest cruise pegs	187
Tool bags/pouches	40
Top cases	25
Top yoke nut	130
Trailer hitch, hidden	171
Trailer output harnesses	171
Trailer wiring harnesses	171
Transmission center cover	86
TRANSMISSION, CLUTCH LINE & DRIVELINE	83-86
Trask	
Air cleaner	80
Exhaust	74
Exhaust systems	74
Handlebars	127
Mufflers	74
Trunk lid organizer	35
Trunk relocation brackets	43
TRW	
Brake pads	157-158
Turn signal adapters	117
Turn signal lenses	116
Turn signal mounts	124
Turn signal mounts/brackets	112
Turn signal wire adapters	120
Turn signals	113-116, 168
Turn signals/marker lights	106-112, 115
Turn/run/brake light control modules	119
TXT	
Front fenders	178
Rear fenders	179
Seat shell	58
Seats	58
U	
USB cables	97
USB chargers	196, 200
USB charging ports	196
USB mounts	97
USB ports	97
USB power supplies	97
V	
Vance & Hines	
Exhaust baffles	76
Mufflers	76
Venhill	
Control cables/kits	148
Voltage regulators	88
Voltmeters	167-168
W	
Weather covers	201
Wheel bearings/seals	191

Wheel hubs	190-191
Wheel rims	190-191
WHEELS & AXLES	190-191
Wideband CS dual channel AFR kit	77
Windshield	16
Windshield lowers	6
Windshield lowers mounting hardware	6
Windshield mounting hardware	5, 7-11, 14-18
Windshield storage bag	24
Windshields	5, 7-18
WINDSHIELDS & FAIRINGS	5-24
Windshields/hardware	20
Wire extension harness for heated grips	138
Wire harness kits, handlebar	94
Wire terminal/connector kits	96
Wiring adapter	119
Wiring harnesses	95
Wiring harnesses/extensions, handlebar	94
Y	
Y-harness	95
Y-power adapter	95
Yuasa	
Batteries	91

ECE TYPE APPROVED

This logo symbolizes that the article conforms to applicable UN ECE regulations. Type approved means that a product meets a minimum set of regulatory, technical and safety requirements.



PPE (Personal Protective Equipment)

This logo indicates the article's conformity with the Essential Health and Safety Requirements of Regulation (EU) 2016/425.



ECE 22.06

This logo symbolizes that a helmet has been tested and certified to ECE 22.06 Regulation.

ECE 22.06

ART

The ART quality mark symbolizes that the lock is independently tested according to the standard for two-wheeler theft prevention (MBT-04) and certified by the ART Foundation. The locks are rated according to a 5 stars category designation system based on the use of a lock (bicycle, E-bike, scooter, motorcycle, other). The more stars a lock has, the higher its preventive value and the better it protects against theft.



ECE R90 TYPE APPROVED

This logo symbolizes that the article conforms to applicable UN ECE R90 regulations. Type approved means that a product meets a minimum set of regulatory, technical and safety requirements.



ABE

This logo symbolizes the article has been approved by KBA (German Federal Motor Transport Authority) for specific vehicle application.



EC TYPE APPROVED

This logo symbolizes that the article conforms to applicable EU EC directives. Type approved means that a product meets a minimum set of regulatory, technical and safety requirements.



PPE

This logo indicates the article's conformity with the Essential Health and Safety Requirements of Regulation (EU) 2016/425. (non-motorcycle articles, e.g. Watercraft articles)



SOLD SECURE

The logo symbolizes that the lock is tested and approved according to Sold Secure (UK's testing and certification house for security products) standards for theft prevention.



CLASSE S.R.A.

The logo symbolizes that the anti-theft device is tested and approved according to the SRA (SÉCURITÉ et RÉPARATION AUTOMOBILES, France) rules for theft prevention. The classification in the "SRA classes" includes electronic protection systems (engine cut-off, alarm, etc.) and mechanical protection systems (U-locks, chains and disc locks).



ELECTRICAL WIRING

WIRE GAUGE CONVERTER

GAUGE	MM ²	MM Ø	GAUGE	MM ²	MM Ø	GAUGE	MM ²	MM Ø	GAUGE	MM ²	MM Ø
22	0,33	0,65	16	1,0	1,3	10	5,0	2,6	4	19,0	5,2
20	0,5	0,8	14	2,0	1,7	8	8,0	3,3	2	32,0	6,5
18	0,8	1,0	12	3,0	2,1	6	13,0	4,1	0	52,0	8,3



WIRE GAUGE SELECTOR

It's important to match up wire diameter and current properly. To choose the right gauge wire, you will need to know how much Wattage (or Amperage) you will draw and what the length of the cable will be.

NOTE: The chart below is based on a 12V system. To find the appropriate wire for 6V systems, the Amp and Watt numbers should be divided in half.

AMP.	WATT	91 CM (3 FT)	152 CM (5 FT)	213 CM (7 FT)	305 CM (10 FT)	457 CM (15 FT)	AMP.	WATT	91 CM (3 FT)	152 CM (5 FT)	213 CM (7 FT)	305 CM (10 FT)	457 CM (15 FT)
5A	30W	18 AWG	18 AWG	18 AWG	18 AWG	18 AWG	20A	120W	18 AWG	18 AWG	16 AWG	16 AWG	12 AWG
6A	36W	18 AWG	18 AWG	18 AWG	18 AWG	18 AWG	22A	132W	18 AWG	18 AWG	16 AWG	16 AWG	12 AWG
7A	42W	18 AWG	18 AWG	18 AWG	18 AWG	18 AWG	24A	144W	18 AWG	18 AWG	16 AWG	16 AWG	12 AWG
8A	48W	18 AWG	18 AWG	18 AWG	18 AWG	18 AWG	30A	180W	18 AWG	16 AWG	16 AWG	14 AWG	10 AWG
10A	60W	18 AWG	18 AWG	18 AWG	18 AWG	16 AWG	40A	240W	18 AWG	16 AWG	14 AWG	12 AWG	10 AWG
11A	66W	18 AWG	18 AWG	18 AWG	18 AWG	16 AWG	50A	300W	16 AWG	14 AWG	12 AWG	12 AWG	10 AWG
12A	72W	18 AWG	18 AWG	18 AWG	18 AWG	16 AWG	100A	600W	12 AWG	12 AWG	10 AWG	10 AWG	6 AWG
15A	90W	18 AWG	18 AWG	18 AWG	18 AWG	14 AWG	150A	900W	10 AWG	10 AWG	8 AWG	8 AWG	4 AWG
18A	108W	18 AWG	18 AWG	16 AWG	16 AWG	12 AWG	200A	1200W	10 AWG	8 AWG	8 AWG	6 AWG	4 AWG

METRIC AND U.S. STANDARD CONVERSIONS

METRIC TO U.S.	
METRIC	U.S.
VOLUME	
Milliliter (ml)	0,0338 fluid ounce (fl oz.)
Milliliter (ml)	0,001057 quart
Milliliter (ml)	0,06102 cubic inch
Liter	0,264 gallon (gal.)
Liter	61,02 cubic inch
Liter	0,0353 cubic foot
LENGTH	
Millimeter (mm)	0,039 inch
Centimeter (cm)	0,393 inch
Centimeter (cm)	0,0328 feet (ft.)
Meter (m)	3,28 feet (ft.)
Kilometer (km)	0,62 mile (mi)
WEIGHTS	
Gram (g)	0,035 ounce net weight (oz.) net wt.
Kilogram (kg)	2,2 pounds (lb)
PRESSURE	
Bar	14,5 psi
TEMPERATURE	
Degrees Celsius (°C)	Degrees Fahrenheit (°F -32) x 5/9
POWER	
Kilowatt (kw)	1,34 horsepower (hp)
SPEED	
Kilometers per hour (km/h)	0,62 miles per hour (mph)
TORQUE	
Newton meters	8,85 inch force-pounds (in.-lbs)
Newton meters	0,738 foot force-pounds (ft.-lbs)
ENGINE CAPACITY	
Cubic centimeters (cc) (cm³)	0,06102 cubic inches
FUEL CONSUMPTION	
Kilometers per liter (km/l)	2,35 miles per gallon (mpg)
Liters per kilometer (l/km)	0,425 gallons per mile (gpm)

U.S. TO METRIC	
U.S.	METRIC
VOLUME	
Fluid ounce (fl oz.)	29,57 milliliter (ml)
Quart	946,4 milliliter (ml)
Cubic inch	16,39 milliliter (ml)
Gallon (gal.)	3,785 liter
Cubic inch	0,01639 liter
Cubic foot	28,3169 liter
LENGTH	
Inch	25,4 millimeters (mm)
Inch	2,54 centimeters (cm)
Foot (ft.)	30,5 centimeters (cm)
Foot (ft.)	0,305 meter (m)
Mile (mi.)	1,609 kilometer
WEIGHTS	
Ounce net weight (oz.) net wt.	28,35 grams (g)
Pound (lb.)	0,45 kilograms (kg)
PRESSURE	
PSI	0,0689 Bar
TEMPERATURE	
Degrees Fahrenheit (°F)	Degrees Celsius (°C x 1,8) + 32
POWER	
Horsepower (hp)	0,7457 kilowatt (kw)
SPEED	
Miles per hour (mph)	1,6093 kilometers per hour (km/h)
TORQUE	
Inch force-pounds (in.-lbs)	0,113 newton meters (nm)
Foot force-pounds (ft.-lbs)	1,356 newton meters (nm)
ENGINE CAPACITY	
Cubic Inch Displacements (CID)	16,39 cubic centimeters (cc) (cm³)
FUEL CONSUMPTION	
Miles per gallon (mpg)	0,425 kilometers per liter (km/l)
	2,35 liters per kilometer (l/km)

FORMULAS

DISPLACEMENT

Bore x bore x stroke x 1,5708 = Displacement in Cubic Inches

Bore x bore x stroke x 25,744019 = Displacement in Cubic Centimeters

Example: A stock 96" Twin Cam has a bore of 3,750" and a stroke of 4,375".

Formula: $3,750" \times 3,750" \times 4,375" \times 1,5708 = 96,64$ cubic inch

$3,750" \times 3,750" \times 4,375" \times 25,744019 = 1583,86\text{cc}$

COMPRESSION RATIO

Ratio = Cylinder displacement plus combustion chamber volume divided by combustion chamber volume.

Example: A 96" cubic inch Twin Cam has 794cc per cylinder.

Combustion chamber volume is approximately 86cc.

Formula: $794 + 86 = 880 : 86 = 10,2:1$ Compression Ratio (CR)

Note: When calculating compression ratio, do not forget to include gasket thickness, valve pockets and ringlands in the piston. CC-ing the heads, filling them with fluid after heads have been installed, will give you accurate numbers.

HEAD/BASE GASKET VOLUME

Bore x bore x 12,87 x compressed gasket thickness =

Gasket volume in cubic centimeters

Example: A head gasket has a thickness of 0,045"; bore is 3,750".

Formula: $3,750" \times 3,750" \times 12,87 \times 0,045" = 8,144\text{cc}$

AREA OF CIRCLE

The radius is the diameter of a circle divided in half.

Radius x radius x 3,1416 = Area of a circle

Example : A stock 96" Twin Cam has a bore of 3,750".

Formula: $1,875" \times 1,875" \times 3,1416 = 11,05$ Inch²

$47,63 \text{ mm} \times 47,63 \text{ mm} \times 3,1416 = 7127,09 \text{ mm}^2$ (71,271 cm²)



ELECTRICAL: AMPERAGE, WATT AND VOLTS

Understanding electrical current is important to prevent a meltdown within the electrical wiring of a motorcycle. It is useful to calculate what fuse you will need for a certain application.

Watt divided by Volt = Amp

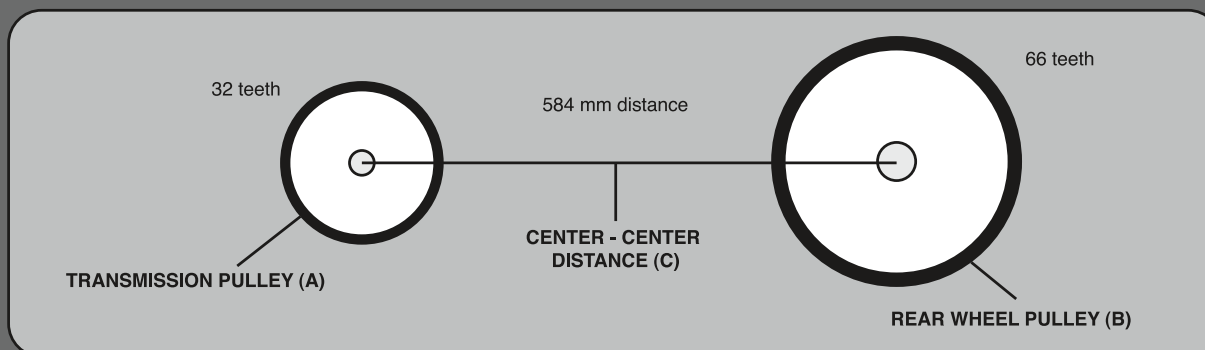
Amp multiplied by Volt = Watt

Watt divided by Amp = Volt



- THE 3-STEP BELT FORMULA -

How to find the correct belt



Formula

A = number of tooth transmission pulley
B = number of tooth rear wheel pulley
C = center to center distance between both pulleys

THE 3-STEP BELT FORMULA

Step 1) $\frac{(C \times 2)}{13,8} = D$

Step 2) $\frac{A + B}{2} = E$

Step 3) $D + E = \text{Number of teeth}$

Example

Transmission pulley has 32 tooth
 Rear wheel pulley has 66 tooth
 Center to center distance is 584 mm

Step 1) $\frac{584 \times 2}{13,8} = 1168$
 $13,8$ (belt pitch) = 84,6

Step 2) $\frac{32 + 66}{2} = 49$

Step 3) $84,6 + 49 = 133,6$ teeth
 This means you must use a 133 tooth belt, because 137 tooth is not manufactured



From Our Garage To Yours

We are the #1 resource for powersports products. We support our dealers, vendors and fans at races, rallies, special events and showcases.

DEALER POLICIES

Please visit: www.partseurope.eu

CATALOG CONTENTS

We believe the contents and specifications of this catalog are correct. We assume no liability for errors in listings, specifications, part numbers, prices or model applications. We reserve the right to change specifications, product descriptions, product quality, pricing and application at any time without further notice and without further obligation. The reproduction of any material from this catalog is forbidden without our written approval.

iPad®, iPhone®, iPhoto®, iPod®, iPod classic®, iPod nano®, iPod shuffle®, iPod touch®, MacBook®, MacBook Air® and PowerBook® are registered trademarks of Apple Inc.

DuPont™ and Kevlar® are trademarks or registered trademarks of E.I. du Pont de Nemours and Company. Supplex® and Cordura® are registered trademarks

of Invista North America S.A.R.L. D30® is a registered trademark of Design Blue Limited. YKK® Vision® and AquaGuard® are registered trademarks of YKK Corporation.

All model designations and applications used herein are determined by the manufacturer as USA and/or European specific. Contact the individual manufacturer for additional international model information.

WARRANTIES AND GUARANTEES

We do not guarantee the items sold by us or warrant the merchantability or fitness of purpose. Manufacturers supply their own warranties and guarantees and most of them do not permit a wholesaler or distributor to make any adjustment, replace any part or accept for return or exchange any defective or unsatisfactory item. Please follow the guarantee instructions when provided by the manufacturer. Any damages arising from the design or manufacturing of any item are the sole responsibility of the manufacturer.



dragspecialties.eu

**PARTS
EUROPE**

partseurope.eu

Parts Europe GmbH

Conrad-Röntgen-Strasse 2

54332 Wasserliesch/Trier, Germany

Sales: +49 6501 9695-2000

Fax: +49 6501 9695-2650

Reception: +49 6501 9695-0

info@partseurope.eu

A DIVISION OF LEMANS CORPORATION

PO Box 5222, Janesville, WI 53547-5222 • 608-758-1111

COPYRIGHT 2023 • LeMans Corporation • ALL RIGHTS RESERVED

These materials may not be copied or reproduced in any manner without written permission of LeMans Corporation.



LE TRI
+ FACILE



2024 PARTS & ACCESSORIES For Indian Motorcycles

Indian® is a registered trademark of Indian Motorcycle International, LLC



DRAG
Specialties

PARTS
EUROPE



PRINTED
IN GERMANY
9901-3386

