



THOR
2022 _ COLLECTION

A full-page portrait of Cooper Webb, a professional motocross rider, wearing a red Thor racing suit. He is standing with his arms crossed, looking directly at the camera. The background is dark, and the lighting is dramatic, highlighting the texture of his suit and his facial features. The Thor logo is visible on his chest and sleeve.

COOPER WEBB

THE BRAND OF CHAMPIONS.

Since 1968, THOR has been driven by an unrelenting passion for racing. In 2021, our elite team of Supercross professionals did not waver from this mindset and brought forth legendary performances resulting in a clean THOR sweep of the 450, 250 East and 250 West Supercross championships.

At the series finale, Cooper Webb had closed out his second 450 title, while Colt Nichols and Justin Cooper put their respective stamps in the 250 class record books. Emotions ran high, emphasizing that a season of hard work and determination had paid off. In racing, our senses are pushed to the limit; whether the tactile connection that THOR products give our riders to perform at their best, or the overwhelming sense of relief and pride that comes with realizing a lifelong championship dream. This is THOR. This is *The Feel of Moto*.

THOR®
#THEFEELOFMOTO

2022 COLLECTION

CONTENTS

04 MEN'S RACEWEAR PRIME PULSE PULSE AIR SECTOR WARM UP VEST & JACKET	74 YOUTH GUARDS GUARDIAN MX GUARDIAN
26 MEN'S GLOVES DRAFT AGILE REBOUND SPECTRUM SPECTRUM COLD WEATHER SECTOR TERRAIN	76 YOUTH BOOTS BLITZ XP / MINI BASE LAYER
34 MEN'S HELMETS REFLEX SECTOR MIPS® SECTOR	78 WOMEN'S RACEWEAR PULSE SECTOR
48 MEN'S GOGGLES SNIPER PRO SNIPER COMBAT RACER COMBAT RACER SAND	82 WOMEN'S GLOVES SPECTRUM SECTOR
54 MEN'S BOOTS RADIAL BLITZ XP / ATV / LS	83 WOMEN'S BOOTS & GUARDS BLITZ XP GUARDIAN
58 MEN'S GUARDS GUARDIAN MX GUARDIAN SECTOR / QUADRANT / COMP BASE LAYER	84 OFF ROAD TERRAIN GEAR OUTER LAYER
66 YOUTH RACEWEAR PULSE SECTOR	92 BIKE ASSIST JERSEYS ASSIST SHORTS ASSIST GLOVES
70 YOUTH GLOVES SPECTRUM SECTOR	98 INTENSE COLLECTION ASSIST JERSEYS ASSIST PANTS & SHORTS ASSIST GLOVES
71 YOUTH GOGGLES COMBAT	102 BAGS
72 YOUTH HELMETS SECTOR MIPS® SECTOR	108 APPAREL MEN'S WOMEN'S YOUTH ACCESSORIES
	124 HALLMAN COLLECTION RACEWEAR GLOVES GOGGLES HELMETS JACKETS SPORTSWEAR ACCESSORIES





RACEWEAR

#THEFEELOFMOTO

ALL NEW

PRIME

FEEL THE DIFFERENCE

The best continues to get better. The Prime racewear has served at the forefront of Motocross and Supercross around the globe since 2014 and shows no signs of slowing down. After thousands of test hours and feedback from our elite athletes, we have elevated the construction and flexibility of Prime Collection. The updated 2022 chassis features all-new lightweight and abrasion-tolerant materials to improve the breathability and flexibility of the kit.

JERSEY FEATURES

- All-new chassis for 2022
- Hybrid fit with set-in style tailored sleeves
- Polyester/spandex sleeves feature 4-way stretch and laser perforation enhanced airflow
- Taped collar and cuffs
- Minimal seams for maximum comfort
- Laser cut holes for ventilation
- Moisture wicking material keeps you dry
- Tail silicone print helps keep jersey tucked in
- Flat-stitched seams maximize comfort

PANT FEATURES

- All-new chassis for 2022
- In-Motion fabric main construction provides mobility and durability
- Precise-fit ratchet closure system at waist
- Side cinch system for precision waist adjustment
- Laser cut holes for ventilation
- Strategically placed vented mesh panels
- Premium grade full grain leather inner knee panels
- Athletic mesh liner with spandex stretch panel
- Ultra-lightweight pre-curved chassis design

COLT NICHOLS





STATUS - BLACK/CAMO

JERSEY	S	M	L	XL	2XL		
2910-	6487	6488	6489	6490	6491		
PANT	28	30	32	34	36	38	40
2901-	9393	9394	9395	9396	9397	9398	9399

THEORY - BLACK/MULTI

JERSEY	S	M	L	XL	2XL		
2910-	6492	6493	6494	6495	6496		
PANT	28	30	32	34	36	38	40
2901-	9400	9401	9402	9403	9404	9405	9406





HERO - WHITE/BLACK

JERSEY	S	M	L	XL	2XL		
2910-	6497	6498	6499	6500	6501		
PANT	28	30	32	34	36	38	40
2901-	9407	9408	9409	9410	9411	9412	9413



HERO - RED/WHITE

JERSEY	S	M	L	XL	2XL		
2910-	6502	6503	6504	6505	6506		
PANT	28	30	32	34	36	38	40
2901-	9414	9415	9416	9417	9418	9419	9420





HERO - BLACK/FLO ORANGE

JERSEY	S	M	L	XL	2XL		
2910-	6512	6513	6514	6515	6516		
PANT	28	30	32	34	36	38	40
2901-	9428	9429	9430	9431	9432	9433	9434



HERO - MIDNIGHT/TEAL

JERSEY	S	M	L	XL	2XL		
2910-	6507	6508	6509	6510	6511		
PANT	28	30	32	34	36	38	40
2901-	9421	9422	9423	9424	9425	9426	9427

PULSE

CHAMPIONSHIP PERFORMANCE

Workhorse reliability meets championship level performance. Pulse racewear defies convention with the perfect hybrid of durability, ventilation and flexibility. Utilizing our new In-Motion fabric, laser cut ventilation and anatomical construction, Pulse racewear is purpose-built for your hardest motos.

JERSEY FEATURES

- Laser cut ventilation for optimized cooling
- Dimple mesh paneling
- Durable polyester main fabric
- 4-way stretch cuff and collar
- Performance fit
- Hybrid set-in sleeve
- Performance construction
- Moisture wicking materials

PANT FEATURES

- Designed to offer the optimal balance between mobility and durability
- Constructed with 600D polyester in high wear zones
- In-Motion panels improve flexibility and durability throughout
- Durable nylon saddle construction
- Full grain leather inner knee panels for optimal grip and durability
- Durable stitching throughout
- Laser cut ventilation
- Mesh lower leg paneling
- Dual side cinch system for precise waist adjustment
- Button and zipper closure
- Pre-curved chassis design assumes active riding position
- Athletic mesh comfort liner

DYLAN FERRANDIS





COUNTING SHEEP - BLACK/RED

JERSEY	S	M	L	XL	2XL	3XL				
2910-	6559	6560	6561	6562	6563	6564				
PANT	28	30	32	34	36	38	40	42	44	
2901-	9498	9499	9500	9501	9502	9503	9504	9505	9506	

COUNTING SHEEP - CHARCOAL/ACID

JERSEY	S	M	L	XL	2XL	3XL				
2910-	6565	6566	6567	6568	6569	6570				
PANT	28	30	32	34	36	38	40	42	44	
2901-	9507	9508	9509	9510	9511	9512	9513	9514	9515	



JUSTIN COOPER

PULSE RACEWEAR



REACT - ARMY/BLACK

JERSEY	S	M	L	XL	2XL	3XL			
2910-	6523	6524	6525	6526	6527	6528			
PANT	28	30	32	34	36	38	40	42	44
2901-	9444	9445	9446	9447	9448	9449	9450	9451	9452



REACT - WHITE/BLACK

JERSEY	S	M	L	XL	2XL	3XL				
2910-	6529	6530	6531	6532	6533	6534				
PANT	28	30	32	34	36	38	40	42	44	
2901-	9453	9454	9455	9456	9457	9458	9459	9460	9461	



REACT - NAVY/WHITE

JERSEY	S	M	L	XL	2XL	3XL				
2910-	6535	6536	6537	6538	6539	6540				
PANT	28	30	32	34	36	38	40	42	44	
2901-	9462	9463	9464	9465	9466	9467	9468	9469	9470	



CUBE - BLACK/MINT

JERSEY	S	M	L	XL	2XL	3XL			
2910-	6541	6542	6543	6544	6545	6546			
PANT	28	30	32	34	36	38	40	42	44
2901-	9471	9472	9473	9474	9475	9476	9477	9478	9479



CUBE - LIGHT GRAY/RED ORANGE

JERSEY	S	M	L	XL	2XL	3XL				
2910-	6547	6548	6549	6550	6551	6552				
PANT	28	30	32	34	36	38	40	42	44	
2901-	9480	9481	9482	9483	9484	9485	9486	9487	9488	



CUBE - RED/WHITE

JERSEY	S	M	L	XL	2XL	3XL			
2910-	6553	6554	6555	6556	6557	6558			
PANT	28	30	32	34	36	38	40	42	44
2901-	9489	9490	9491	9492	9493	9494	9495	9496	9497



BLACKOUT

JERSEY	S	M	L	XL	2XL	3XL	4XL				
2910-	6203	6204	6205	6206	6207	6208	6209				
PANT	28	30	32	34	36	38	40	42	44	46	48
2901-	8923	8924	8925	8926	8927	8928	8929	8930	8931	8932	8933

PULSE AIR

KEEP YOUR COOL

Our Pulse Air kits have all the same features as our Pulse Racewear line with the added benefit of engineered mesh panels on the jersey and fully vented mesh panels on the pant for maximum air flow- just like Aaron's mullet.


JERSEY FEATURES

- Polyester mesh main fabric allows for maximum airflow
- Dimple mesh paneling
- Durable polyester main fabric
- 4-way stretch cuff and collar
- Performance fit
- Hybrid set-in sleeve
- Performance construction
- Moisture wicking materials


PANT FEATURES

- Designed to offer the optimal balance between mobility and durability
- Constructed with power knit polyester mesh
- In-Motion panels improve flexibility and durability throughout
- Durable nylon saddle construction
- Full grain leather inner knee panels for optimal grip and durability
- Durable stitching throughout
- Mesh lower leg paneling
- Dual side cinch system for precise waist adjustment
- Button and zipper closure
- Pre-curved chassis design assumes active riding position
- Athletic mesh comfort liner

AARON PLESSINGER



Polyester mesh jersey fabric



Power knit poly mesh
pant material



REACT - WHITE/MIDNIGHT

JERSEY	S	M	L	XL	2XL	3XL			
2910-	6517	6518	6519	6520	6521	6522			
PANT	28	30	32	34	36	38	40	42	44
2901-	9435	9436	9437	9438	9439	9440	9441	9442	9443

SECTOR

PERFORMANCE PLUS VALUE

It would be simple to categorize entry-level gear into the realm of sub-par materials and design aesthetic, but we believe all riders from champions to weekend warriors deserve style and function. The 2022 Sector Collection includes clean graphics, modern color options, and performance updates. From the jersey layout featuring hybrid set-in style sleeves and a drop tail to the contiguous stretch mesh panel of the pant, wrapping from yoke to inner knee, the Sector is rooted in performance and serious about value.

JERSEY FEATURES

- All new chassis for 2022
- Hybrid style sleeves for optimal mobility
- Moisture wicking material keeps you dry
- No-fade sublimated graphics
- Heat transfer neck label
- Drop tail design helps keep jersey tucked in

PANT FEATURES

- All new chassis for 2022
- Integrated stretch panels enhance rider mobility
- Pre-curved shape for maximum comfort
- Durable stitching throughout
- Abrasion tolerant materials
- Ratchet closure
- Athletic mesh liner





BIRDROCK - MIDNIGHT/MINT

JERSEY	S	M	L	XL	2XL	3XL	4XL				
2910-	6410	6411	6412	6413	6414	6415	6416				
PANT	28	30	32	34	36	38	40	42	44	46	48
2901-	9272	9273	9274	9275	9276	9277	9278	9279	9280	9281	9282

BIRDROCK - GRAY/ACID

JERSEY	S	M	L	XL	2XL	3XL	4XL				
2910-	6417	6418	6419	6420	6421	6422	6423				
PANT	28	30	32	34	36	38	40	42	44	46	48
2901-	9283	9284	9285	9286	9287	9288	9289	9290	9291	9292	9293



CHEV - RED/NAVY

PANT	28	30	32	34	36	38	40	42	44	46	48
2901-	9349	9350	9351	9352	9353	9354	9355	9356	9357	9358	9359



CHEV - BLUE/MIDNIGHT

PANT	28	30	32	34	36	38	40	42	44	46	48
2901-	9360	9361	9362	9363	9364	9365	9366	9367	9368	9369	9370



CHEV - CHARCOAL/RED ORANGE

PANT	28	30	32	34	36	38	40
2901-	9327	9328	9329	9330	9331	9332	9333
PANT	42	44	46	48			
2901-	9334	9335	9336	9337			



CHEV - BLACK/GREEN

PANT	28	30	32	34	36	38	40
2901-	9371	9372	9373	9374	9375	9376	9377
PANT	42	44	46	48			
2901-	9378	9379	9380	9381			



CHEV - BLACK/MINT

PANT	28	30	32	34	36	38	40
2901-	9338	9339	9340	9341	9342	9343	9344
PANT	42	44	46	48			
2901-	9345	9346	9347	9348			

SECTOR RACEWEAR



MINIMAL - RED

JERSEY	S	M	L	XL	2XL	3XL	4XL				
2910-	6431	6432	6433	6434	6435	6436	6437				
PANT	28	30	32	34	36	38	40	42	44	46	48
2901-	9305	9306	9307	9308	9309	9310	9311	9312	9313	9314	9315



MINIMAL - NAVY

JERSEY	S	M	L	XL	2XL	3XL	4XL				
2910-	6438	6439	6440	6441	6442	6443	6444				
PANT	28	30	32	34	36	38	40	42	44	46	48
2901-	9316	9317	9318	9319	9320	9321	9322	9323	9324	9325	9326



MINIMAL - BLACK

JERSEY	S	M	L	XL	2XL	3XL	4XL				
2910-	6424	6425	6426	6427	6428	6429	6430				
PANT	28	30	32	34	36	38	40	42	44	46	48
2901-	9294	9295	9296	9297	9298	9299	9300	9301	9302	9303	9304



TEAR - GRAY/BLACK

JERSEY	S	M	L	XL	2XL	3XL	4XL				
2910-	6480	6481	6482	6483	6484	6485	6486				
PANT	28	30	32	34	36	38	40	42	44	46	48
2901-	9382	9383	9384	9385	9386	9387	9388	9389	9390	9391	9392

KEEP WARM

ALWAYS PREPARED

Keep that cold bite out with our new Warm Up collection. Maintaining a good core temperature is imperative for riders to perform at their best. Featuring our In-Motion fabric construction, these vests and jacket are ideal for those cooler days on the track or trail.



COLT NICHOLS

WARM UP JACKET

- FEATURES:
- In-Motion fabric construction
 - Athletic mesh liner
 - Zippered pockets
 - Athletic fit
 - Soft touch collar
 - YKK zippers
 - Waist cinch system with barrel lock



BLACK/WHITE						
SIZE	S	M	L	XL	2XL	3XL
2920-	0672	0673	0674	0675	0676	0677

WARM UP VEST

- FEATURES:
- In-Motion fabric construction
 - Athletic mesh liner
 - Zippered pockets
 - Athletic fit
 - Soft touch collar
 - YKK zippers
 - Waist cinch system with barrel lock



NAVY/WHITE						
SIZE	S	M	L	XL	2XL	3XL
2830-	0601	0602	0603	0604	0605	0606

GRAY/BLACK						
SIZE	S	M	L	XL	2XL	3XL
2830-	0595	0596	0597	0598	0599	0600

RED/BLACK						
SIZE	S	M	L	XL	2XL	3XL
2830-	0589	0590	0591	0592	0593	0594

GLOVES

#THEFEELOFMOTO

Control on a motorcycle is a complex routine, but it all starts with the hands. No matter what your glove preference is - minimalist and flexible, to maximum coverage and padding, we've got you covered.



DRAFT GLOVE

The Draft glove maintains the minimalist feel, but features a more substantial chassis. A silicone print on the backhand improves the structure of the Draft glove, while the four-way stretch mesh enables flexibility and ventilation.

FEATURES:

- All-new chassis for 2022
- Molded bio-foam cuff for light weight, and secure fit
- Silicone backhand details for added structure
- Single-layer AX Suede® palm
- Hook and loop wrist closure system
- Easy entry, notched wrist opening
- Silicone treated fingertips for improved lever control
- Engineered mesh throughout backhand for ventilation
- Four-way stretch materials for optimum mobility



RED/BLACK

SIZE	XS	S	M	L	XL	2XL
3330-	6788	6789	6790	6791	6792	6793



BLUE/WHITE

SIZE	XS	S	M	L	XL	2XL
3330-	6794	6795	6796	6797	6798	6799

GRAY/ACID

SIZE	XS	S	M	L	XL	2XL
3330-	6812	6813	6814	6815	6816	6817



BLACK/CHARCOAL

SIZE	XS	S	M	L	XL	2XL
3330-	6800	6801	6802	6803	6804	6805



BLACK/ORANGE

SIZE	XS	S	M	L	XL	2XL
3330-	6806	6807	6808	6809	6810	6811

AGILE GLOVE

The Agile sets the standard for minimalist gloves. With a flexible chassis design, lightweight neoprene cuff, and single-layer perforated palm, the Agile gloves provide unobstructed comfort and precise feedback while riding.

FEATURES:

- All new chassis for 2022
- Silicone treated fingertips for improved lever control
- Hook and loop wrist closure
- Perforated single layer palm
- Minimalist chassis design
- Athlete inspired fit and function



HERO BLACK/WHITE

SIZE	XS	S	M	L	XL	2XL
3330-	6704	6705	6706	6707	6708	6709



THEORY BLACK

SIZE	XS	S	M	L	XL	2XL
3330-	6674	6675	6676	6677	6678	6679



HERO MIDNIGHT/MINT

SIZE	XS	S	M	L	XL	2XL
3330-	6692	6693	6694	6695	6696	6697



HERO FLO ORANGE/BLACK

SIZE	XS	S	M	L	XL	2XL
3330-	6698	6699	6700	6701	6702	6703



HERO RED/WHITE

SIZE	XS	S	M	L	XL	2XL
3330-	6686	6687	6688	6689	6690	6691

REBOUND GLOVE

Control meets coverage with the all-new Rebound glove. The chassis incorporates a four-way stretch Airprene backhand, along with an integrated D3O® layer for the perfect balance of mobility and coverage. Add in the padded Clarino® palm with touch screen compatibility and you have one of the most dynamic gloves on the market.

FEATURES:

- All-new chassis for 2022
- Incorporated D3O® knuckle
- Four-way stretch, breathable backhand material
- Perforated palm
- Hook and loop wrist closure system
- Mesh finger gussets for breathability
- Wrapped inner-thumb for durability
- Touch screen compatible finger tips on index finger, middle finger and thumb



TOUCH
SCREEN
COMPATIBLE



BLACK/WHITE

SIZE	XS	S	M	L	XL	2XL
3330-	6740	6741	6742	6743	6744	6745



BLUE/WHITE

SIZE	XS	S	M	L	XL	2XL
3330-	6716	6717	6718	6719	6720	6721

FLO ORANGE/BLACK

SIZE	XS	S	M	L	XL	2XL
3330-	6728	6728	6730	6731	6732	6733



RED/WHITE

SIZE	XS	S	M	L	XL	2XL
3330-	6722	6723	6724	6725	6726	6727



ACID/BLACK

SIZE	XS	S	M	L	XL	2XL
3330-	6734	6735	6736	6737	6738	6739



CAMO/BLACK

SIZE	XS	S	M	L	XL	2XL
3330-	6710	6711	6712	6713	6714	6715

SPECTRUM GLOVE

The Spectrum is the perfect do-it-all glove for wherever your ride takes you. Strategically placed TPR's and molded foam inserts are designed for optimal backhand coverage, while the lightly padded palm provides a comfortable grip on the bar. A mesh and Airprene construction delivers premium air flow for cool, dry hands all moto long.

FEATURES:

- All-new chassis for 2022
- Molded bio-foam wrist and backhand provide optimal comfort
- Lightly padded palm provides a comfortable grip
- Mesh backhand and perforated palm keep hands cool throughout
- Hook and loop wrist closure system
- Wrapped thumb and gripping points for added durability
- Touch screen compatible palm material
- Direct inject TPR elements on top hand and fingers



BLACK

SIZE	XS	S	M	L	XL	2XL	3XL
3330-	6818	6819	6820	6821	6822	6823	6824



GRAY/BLACK/MINT

SIZE	XS	S	M	L	XL	2XL
3330-	6825	6826	6827	6828	6829	6830



RED/WHITE

SIZE	XS	S	M	L	XL	2XL
3330-	6837	6838	6839	6840	6841	6842



ORANGE/BLACK

SIZE	XS	S	M	L	XL	2XL
3330-	6843	6844	6845	6846	6847	6848



BLACK/ACID

SIZE	XS	S	M	L	XL	2XL
3330-	6849	6850	6851	6852	6853	6854

SPECTRUM COLD WEATHER GLOVE

The Spectrum Cold Weather glove is the go to glove for those chilly days on the track. A fleece-lined polyester backhand for insulation and warmth combined with a lightly padded palm provides warmth and comfort when the weather isn't exactly perfect. It also features touch screen compatible finger tips on the index, middle finger and thumb.

FEATURES:

- All-new chassis for 2022
- Fleece-lined Polyester backhand for insulation and warmth
- Lightly padded palm provides a comfortable grip
- Easy entry, notched wrist opening
- Hook and loop wrist closure system
- Wrapped thumb and gripping points for added durability
- Touch screen compatible palm material

COLD
WEATHER
RATED

TOUCH
SCREEN
COMPATIBLE



ORANGE/BLACK

SIZE	XS	S	M	L	XL	2XL
3330-	6746	6747	6748	6749	6750	6751



BLACK/CHARCOAL

SIZE	XS	S	M	L	XL	2XL
3330-	6752	6753	6754	6755	6756	6757



RED/WHITE

SIZE	XS	S	M	L	XL	2XL
3330-	6758	6759	6760	6761	6762	6763

SECTOR GLOVE

The Sector glove is designed to provide all-day comfort and functionality. These lightweight gloves have unmatched flex and ventilation at an incredible price.

FEATURES:

- Fitted stretch backhand panel for lightweight comfort
- Notched wrist opening provides quick entry
- Hook and loop closure system
- Perforated palm keeps hands cool
- 4-way stretch finger gussets
- Silicone treated fingertips
- Wrapped thumb and gripping points



BLACK

SIZE	XS	S	M	L	XL	2XL
3330-	5853	5854	5855	5856	5857	5858



BLUE

SIZE	XS	S	M	L	XL	2XL
3330-	5859	5860	5861	5862	5863	5864



ORANGE

SIZE	XS	S	M	L	XL	2XL
3330-	5865	5866	5867	5868	5869	5870



RED

SIZE	XS	S	M	L	XL	2XL
3330-	5871	5872	5873	5874	5875	5876

TERRAIN GLOVE

The Terrain glove is purpose built to take on your gnarliest rides. With integrated TPR coverage and a dual-layer palm, this glove delivers unmatched coverage and durability ride after ride. Constructed with a combination of durable mesh and Aiprene, the Terrain glove ensures maximum cooling and lasting comfort for those long days on the bike.

FEATURES:

- TPR knuckles and layered backhand panels
- Touch screen compatible
- Mesh and Aiprene construction for optimal airflow
- Notched wrist opening
- Stretch mesh flex joints on fingers
- Silicone treated finger tips
- Hook and loop wrist closure

CHARCOAL

SIZE	XS	S	M	L	XL	2XL
3330-	5154	5155	5156	5157	5158	5159



MEN'S GLOVES





HELMET TECH

#THEFEELOFMOTO

KOROYD® TECHNOLOGY (AVAILABLE ON REFLEX HELMETS)



KOROYD® TECHNOLOGY

Koroyd provides advanced breathability and ultralight feel, but first and foremost, better protection which may reduce the risk of suffering a life-changing injury.



DIRECT IMPACT

THE ULTIMATE DAMAGE CONTROL SYSTEM

Koroyd's welded tubes crumple instantly and consistently on impact, absorbing maximum force in a controlled manner, minimizing energy transferred to your head.



ANGLED IMPACT

DIRECT & ANGLED IMPACT PROTECTION

This unique behavior helps to protect your skull and brain from direct and angled impacts which may reduce the risk of suffering a life-changing injury.



AIRFLOW

ADVANCED BREATHABILITY AND COOLING

Air flows consistently through the open-cells, whilst hot air from your head can easily escape, ensuring more efficient cooling in the most intense conditions.



ULTRALIGHT

PROTECTION NEVER FELT SO LIGHT

This design features the world's thinnest walled tubes to achieve a structure which is 95% air, reducing weight and enhancing comfort without compromising on safety.

MIPS® SAFETY SYSTEM (AVAILABLE ON REFLEX AND SECTOR MIPS®)



MIPS® SAFETY FOR HELMETS

The Mips® Safety System allows the head to move inside the helmet which can reduce the harmful rotational force otherwise transferred to the head.



LOW FRICTION LAYER

The Mips® Safety System features a low-friction layer inside a motocross helmet that allows a multi-directional movement of 10-15mm on certain angled impacts, intended to help reduce rotational force to the head.

ADDITIONAL KEY FEATURES



MAXIMUM AIRFLOW

Our helmets offer strategically placed intake vents and multiple exhaust vents designed to accelerate the airflow in a precise and effective manner.



ANTI-MICROBIAL

Removable, washable, moisture wicking, anti-microbial DRYFORM comfort liner.

Available on **REFLEX** helmets only.

SAFETY WARNING:

Riding a motorcycle is a dangerous activity. When riding, always wear a helmet, eye protection and protective clothing. There is no assurance that serious injury or death can be avoided even if you wear the product shown in this catalog and take all the precautions to avoid every risk. Please ensure that your THOR products fit properly. Improperly fitting products can impair your ability to control your motorcycle.

REFLEX

THE INFUSION OF STYLE AND TECHNOLOGY

Performance under pressure can truly define what it means to be successful. Introduced in 2020 and immediately adopted by some of the biggest names in racing and freestyle around the world, our Reflex helmet has performed above and beyond at the highest levels of motorsport. Available with either carbon fiber or fiberglass composite shell, the Reflex offers superior construction with Koroyd® technology integrated into a premium dual-density EPS liner in conjunction with Mips® Brain Protection System. The Reflex helmet embodies the infusion of style and technology to create a class-leading product that THOR riders can count on.



FEATURES:

- Pre-injected carbon fiber or fiberglass composite reinforced shell
- Dual density EPS with integrated Koroyd®
- Includes Koroyd® technology
- The Mips® Safety System allows the head to move inside the helmet which can reduce the harmful rotational force otherwise transferred to the head
- Contoured cheek pads with quick release pull tabs
- Removable, washable, moisture wicking, anti-microbial DRYFORM comfort liner
- Fully adjustable visor
- Lightweight stainless steel D-rings
- THOR drawstring helmet bag included
- Meets ECE 22.05 Helmet Safety Standard



DRYFORM

ECE 22.05

REFLEX CARBON HELMETS



- CARBON SHELL
- GLOSS FINISH
- MATCHING RACEWEAR

THEORY - MULTI

SIZE	XS	S	M	L	XL	2XL
0110-	7497	7498	7499	7500	7501	7502



- CARBON SHELL
- MATTE FINISH
- MATCHING RACEWEAR

POLAR - BLACK/WHITE

SIZE	S	L	XL	2XL
0110-	6876	6878	6879	6880

REFLEX HELMETS



- COMPOSITE SHELL
- MATTE FINISH
- MATCHING RACEWEAR

CUBE - LIGHT GRAY/RED ORANGE

SIZE	XS	S	M	L	XL	2XL
0110-	7491	7492	7493	7494	7495	7496



- COMPOSITE SHELL
- MATTE FINISH
- MATCHING RACEWEAR

CUBE - BLACK/MINT

SIZE	XS	S	M	L	XL	2XL
0110-	7479	7480	7481	7482	7483	7484

REFLEX HELMETS



COMPOSITE SHELL MATTE FINISH MATCHING RACEWEAR

CUBE - LIGHT RED/BLACK

SIZE	XS	S	M	L	XL	2XL
0110-	7485	7486	7487	7488	7489	7490



COMPOSITE SHELL MATTE FINISH

CAST - WHITE/BLACK

SIZE	XS	S	M	L	XL	2XL
0110-	7020	7021	7022	7023	7024	7025

REFLEX HELMETS



COMPOSITE SHELL MATTE FINISH

APEX - RED/WHITE/BLUE

SIZE	XS	S	M	L	XL	2XL
0110-	6863	6864	6865	6866	6867	6868



COMPOSITE SHELL MATTE FINISH

APEX - ACID/GRAY

SIZE	XS	S	M	L	XL	2XL
0110-	6869	6870	6871	6872	6873	6874

REFLEX HELMETS



COMPOSITE SHELL GLOSS FINISH

ACCEL - MULTI

SIZE	XS	S	M	L	XL	2XL
0110-	6857	6858	6859	6860	6861	6862



COMPOSITE SHELL MATTE FINISH

BLACKOUT

SIZE	XS	S	M	L	XL	2XL
0110-	7473	7474	6853	6854	6855	6856

SECTOR MIPS®

CLASS LEADING PERFORMANCE

Designed for comfort, performance and coverage, all without draining your wallet. The Sector line of helmets feature a dual density EPS liner, injection molded polycarbonate/ABS shell, adjustable visor and integrated ventilation for class-leading performance. Wherever your ride takes you, the Sector and Sector Mips® helmets are up to the task.



FEATURES:

- The Mips® Safety System allows the head to move inside the helmet which can reduce the harmful rotational force otherwise transferred to the head
- Dual density EPS liner features extensive venting
- Injection molded polycarbonate/ABS shell
- Fully adjustable vented visor to reduce lift
- Removable/washable moisture wicking liner
- Flexible rubber nose piece
- Hi-flow mouth vent with filter for air intake
- Rear shell shape easily repositions the goggle strap
- ECE 22.05 approved




ECE 22.05

SECTOR MIPS® HELMETS




RUNNER - RED/BLUE

SIZE	XS	S	M	L	XL	2XL	
0110-	7296	7297	7298	7299	7300	7301	 MATTE FINISH




RUNNER - GRAY/TEAL

SIZE	XS	S	M	L	XL	2XL	
0110-	7302	7303	7304	7305	7306	7307	 MATTE FINISH




RUNNER - NAVY/WHITE

SIZE	XS	S	M	L	XL	2XL	
0110-	7308	7309	7310	7311	7312	7313	 MATTE FINISH



RUNNER - BLACK/WHITE

SIZE	XS	S	M	L	XL	2XL	
0110-	7314	7315	7316	7317	7318	7319	 MATTE FINISH

SECTOR

UNPARALLELED VALUE

Designed for comfort, performance and coverage, all without draining your wallet. The Sector line of helmets feature a dual density EPS liner, injection molded polycarbonate/ABS shell, adjustable visor and integrated ventilation for class-leading performance. Wherever your ride takes you, the Sector and Sector Mips® helmets are up to the task.



FEATURES:



- Dual density EPS liner features extensive venting
- Injection molded polycarbonate/ABS shell
- Fully adjustable vented visor to reduce lift
- Removable/washable moisture wicking liner
- Flexible rubber nose piece
- Hi-flow mouth vent with filter for air intake
- Rear shell shape easily repositions the goggle strap
- ECE 22.05 approved

ECE 22.05

SECTOR HELMETS





CHEV - BLUE/LIGHT GRAY

SIZE	XS	S	M	L	XL	2XL	3XL	4XL		
0110-	7328	7329	7330	7331	7332	7333	7334	7335		





CHEV - CHARCOAL/ORANGE

SIZE	XS	S	M	L	XL	2XL	3XL	4XL		
0110-	7336	7337	7338	7339	7340	7341	7342	7343		




CHEV - RED/NAVY

SIZE	XS	S	M	L	XL	2XL	3XL	4XL		
0110-	7320	7321	7322	7323	7324	7325	7326	7327		




CHEV - GRAY/BLACK

SIZE	XS	S	M	L	XL	2XL	3XL	4XL	
0110-	7344	7345	7346	7347	7348	7349	7350	7351	

SECTOR HELMETS





BIRDROCK - BLACK/WHITE

SIZE	XS	S	M	L	XL	2XL	3XL	4XL	
0110-	7352	7353	7354	7355	7356	7357	7358	7359	 MATTE FINISH




BIRDROCK - GRAY/ACID

SIZE	XS	S	M	L	XL	2XL	3XL	4XL	
0110-	7360	7361	7362	7363	7364	7365	7366	7367	 MATTE FINISH  MATCHING RACEWEAR




FADER - ACID/TEAL

SIZE	XS	S	M	L	XL	2XL	3XL	4XL	
0110-	6797	6798	6799	6800	6801	6802	6803	6804	 GLOSS FINISH




FADER - RED/BLACK

SIZE	XS	S	M	L	XL	2XL	3XL	4XL	
0110-	6789	6790	6791	6792	6793	6794	6795	6796	 GLOSS FINISH

SECTOR HELMETS




FADER - BLACK/WHITE

SIZE	XS	S	M	L	XL	2XL	3XL	4XL	
0110-	6773	6774	6775	6776	6777	6778	6779	6780	 GLOSS FINISH




FADER - ORANGE/MAGENTA

SIZE	XS	S	M	L	XL	2XL	3XL	4XL	
0110-	6765	6766	6767	6768	6769	6770	6771	6772	 GLOSS FINISH





FADER - BLUE/BLACK

SIZE	XS	S	M	L	XL	2XL	3XL	4XL	
0110-	6781	6782	6783	6784	6785	6786	6787	6788	 GLOSS FINISH



BLACKOUT

SIZE	XS	S	M	L	XL	2XL	3XL	4XL	
0110-	5568	5569	5570	5571	5572	5573	6274	6275	 MATTE FINISH  MATCHING RACEWEAR





GOGGLES

#THEFEELOFMOTO

It's good to see where you are going, especially at speed. Whether you're lining up on the gate or searching for the next trail, our goggles are designed for comfort and premium optical accuracy. Add in our scratch resistant, anti-fog lenses, tear-offs and Total Vision System and you're ready for whatever Mother Nature throws your way.

SNIPER PRO GOGGLE



FEATURES:

- Pre-curved injection molded polycarbonate lens for optical clarity
- Unique flush mounted strap covers for added retention
- Visiglow lens enhances visible color
- Adjustable woven 45mm strap with silicone grip for secure fit
- Dual layer 14mm face foam with soft micro fleece liner
- Removable roost nose guard cover
- Triple post tear-off system compatible
- Anti-fog, scratch resistant lens with UV protection
- Drilled frame ports for increased ventilation and fog resistance
- Injection molded outrigger positioning system ensures secure fit
- Plush goggle bag included for safe storage
- Tested and certified to European Standard EN 1938:2010



Pre-curved injection molded polycarbonate lens



DIVIDE LIME BLUE
2601-2221



SPLATTA FLO PINK/BLACK
2601-2222



WOODY
2601-2223



RAMPANT ORANGE/BLACK
2601-2226



GOLD/BLACK
2601-2227



FLO/ACID
2601-2572



BLACK
2601-2573



FADER RED
2601-2575

LENSES AND TEAR-OFFS:



CLEAR
2602-0801



SMOKE
2602-0802



MIRRORED
2602-0803



BLUE
2602-0804



GREEN
2602-0805



IRIDIUM
2602-0807



GOLD
2602-0838



TEAR-OFFS
CLEAR (10 PACK) 2602-0869
LAMINATED (14 PACK) 2602-0870

SNIPER GOGGLE



FEATURES:

- Unique flush mounted strap covers for added retention
- Adjustable woven strap with silicone grip for secure fit
- Dual layer 14mm face foam with soft micro fleece liner
- Removable roost nose guard cover
- Triple post tear-off system ready (*Replacement tear-offs available*)
- Clear spare lens included. Replacement lenses available
- Anti-fog, scratch resistant lens with UV protection
- Drilled frame ports for increased ventilation and fog resistance
- Injection molded brow component maintains frame contour
- Plush goggle bag included for safe storage
- Supports Total Vision System (*Sold separately*)
- Tested and certified according to European Standard EN 1938:2010



RED/GRAY
2601-2715



BLACK/WHITE
2601-2716



BLUE/FLO ACID
2601-2714



GRAY/BLACK
2601-2718

LENSES AND TEAR-OFFS:



CLEAR
2602-0589



BLUE
2602-0590



YELLOW
2602-0591



SMOKE
2602-0592



MIRRORED
2602-0593



MIRROR/LIME
2602-0594



IRIDIUM
2602-0595



TEAR-OFFS
CLEAR (10 PACK) 2602-0598
LAMINATED (14 PACK) 2602-0599

COMBAT GOGGLE



FEATURES:

- Drilled frame ports for increased ventilation and fog resistance
- Anti-fog, scratch resistant lens with UV protection
- Clear lens mounted (*Replacement lenses available*)
- Dual post tear-off system ready (*Tear-off packs available*)
- Single layer 12mm face foam for secure seal
- Adjustable woven strap with silicone grip for secure fit
- Plush goggle bag included for safe storage
- Supports Total Vision System (*Sold separately*)
- Tested and certified according to European Standard EN 1938:2010



RACER - BLACK/WHITE
2601-2701



RACER - WHITE/BLACK
2601-2702



RACER - BLUE/BLACK
2601-2703



RACER - RED/BLACK
2601-2704



RACER - FLO ORANGE/BLACK
2601-2705



RACER - FLO ACID/BLACK
2601-2706



RACER - FLO PINK/BLACK
2601-2707



RACER - BLUE/WHITE
2601-2708



RACER - RED/WHITE
2601-2709

LENSES AND TEAR-OFFS:



CLEAR
2602-0589



BLUE
2602-0590



YELLOW
2602-0591



SMOKE
2602-0592



MIRRORED
2602-0593



MIRROR/LIME
2602-0594



IRIDIUM
2602-0595



TEAR-OFFS
CLEAR (10 PACK) 2602-0612
LAMINATED (14 PACK) 2602-0613

COMBAT SAND GOGGLE



FEATURES:

- Sand resistant high-density foam prevents fine particles from entering
- Drilled frame ports for increased ventilation and fog resistance
- Anti-fog, scratch resistant lens with UV protection
- Tinted Smoke lens mounted (*Replacement lenses available*)
- Dual post tear-off system ready (*Tear-off packs available*)
- Single layer 12mm face foam for secure seal
- Adjustable woven strap with silicone grip for secure fit
- Plush goggle bag included for safe storage
- Supports Total Vision System (*Sold separately*)
- Tested and certified according to European Standard EN 1938:2010



FLO ORANGE/BLACK
2601-2699



RACER - BLACK/GRAY
2601-2693



RACER - GRAY/BLACK
2601-2694



RACER - BLUE/GRAY
2601-2695



RACER - FLO ORANGE/GRAY
2601-2696



RACER - RED/GRAY
2601-2697



RACER - FLO PINK/GRAY
2601-2698



RACER - FLO PINK/BLACK
2601-2700

TOTAL VISION SYSTEM

The Total Vision System fits all Sniper, Combat and Combat Sand goggles.



CLEAR
2602-0719



MUD FLAPS
2602-0720



AMMO 6 PACK
2602-0329



REPLACEMENT LENS
2602-0721

BOOTS

#THEFEELOFMOTO

The Radial boot provides riders with premium fit and function, at a highly competitive price. A combination of ankle axis hinge, pre-curved components, positive-lock buckle system and plush rubber to enhance grip against the bike and traction on the pegs provides all you need in an MX boot.



SAFETY WARNING:

Riding a motorcycle is a dangerous activity. When riding, always wear a helmet, eye protection and protective clothing. There is no assurance that serious injury or death can be avoided even if you wear the product shown in this catalog and take all the precautions to avoid every risk. Please ensure that your THOR products fit properly. Improperly fitting products can impair your ability to control your motorcycle.

RADIAL BOOT



FEATURES:

- Pre-curved injection molded components throughout
- Radial hinge component adds structure and reduces over extension
- Injection molded positive-lock buckle system
- Adjustable straps allow for a custom and secure fit
- Injection molded medial abrasion plate with integrated shift protection
- Fully synthetic calf overlays deliver premium durability and optimal grip
- Low profile toe box for unhindered shifting
- Uni-directional outsole with steel shank for rigidity
- Replaceable outsole for extended wear
- Mesh liner promotes airflow while interior EVA panels enhance comfort
- Tested and certified to standard EN 13634: 2017



Uni-directional outsole with a steel shank



WHITE

SIZE	7	8	9	10	11	12	13	14	15
3410-	2271	2272	2273	2274	2275	2276	2277	2278	2279



BLACK/RED

SIZE	7	8	9	10	11	12	13	14	15
3410-	2244	2245	2246	2247	2248	2249	2250	2251	2252



BLACK

SIZE	7	8	9	10	11	12	13	14	15
3410-	2253	2254	2255	2256	2257	2258	2259	2260	2261



FLO ORANGE/FLO YELLOW

SIZE	7	8	9	10	11	12	13	14	15
3410-	2262	2263	2264	2265	2266	2267	2268	2269	2270

BLITZ XP BOOT



FEATURES:

- Pre-curved injection molded shin plate
- 4 fully adjustable straps allow for a custom, rider specific fit
- Fully synthetic calf overlays deliver premium durability and optimal grip
- Injection molded medial abrasion plate with integrated shift protection
- Metal toe cap reinforces the outsole strength
- Uni-directional outsole with a steel shank
- Injection molded positive lock buckles
- Mesh liner promotes airflow
- Tested and certified according to standard EN 13634: 2017



BLACK

SIZE	7	8	9	10	11	12	13	14	15
3410-	2209	2210	2211	2212	2213	2214	2215	2216	2217



Uni-directional outsole with a steel shank

RED/BLACK

SIZE	7	8	9	10	11	12	13	14	15
3410-	2182	2183	2184	2185	2186	2187	2188	2189	2190



WHITE/BLACK

SIZE	7	8	9	10	11	12	13	14	15
3410-	2173	2174	2175	2176	2177	2178	2179	2180	2181



FLO ACID/BLACK

SIZE	7	8	9	10	11	12	13	14	15
3410-	2191	2192	2193	2194	2195	2196	2197	2198	2199



CHARCOAL/ORANGE

SIZE	7	8	9	10	11	12	13	14	15
3410-	2200	2201	2202	2203	2204	2205	2206	2207	2208

BLITZ XP ATV BOOT



FEATURES:

- Special ATV outsole with steel shank
- Pre-curved injection molded shin plate
- 4 fully adjustable straps allow for a custom, rider specific fit
- Fully synthetic calf overlays deliver premium durability and optimal grip
- Injection molded medial abrasion plate with integrated shift protection
- Metal toe cap reinforces the outsole strength
- Injection molded positive lock buckles
- Mesh liner promotes airflow
- Tested and certified according to standard EN 13634: 2017



Special ATV outsole with steel shank



BLACK

SIZE	7	8	9	10	11	12	13	14	15
3410-	2218	2219	2220	2221	2222	2223	2224	2225	2226

GUARDS

NO PAIN, ALL GAIN.

Get confidence breeding coverage with our guard line. With the innovative roost guard design of the Guardian MX, the traditional design of the Guardian, the Sector and Quadrant knee and elbow guards, or the many options of under guards and base layers in our Comp and Comp XP line, you are sure to get the coverage you need.



SAFETY WARNING:

Riding a motorcycle is a dangerous activity. When riding, always wear a helmet, eye protection and protective clothing. There is no assurance that serious injury or death can be avoided even if you wear the product shown in this catalog and take all the precautions to avoid every risk. Please ensure that your THOR products fit properly. Improperly fitting products can impair your ability to control your motorcycle.

GUARDIAN MX ROOST GUARD



FEATURES:

- Innovative Press-Fit molded comfort liner system provides a smooth inner chassis for max comfort
- Adjustable waist buckle closure system
- Level 1 back protector constructed to reduce impact energy transmission
- Stone shield chest panel constructed with molded panels to protect the rider from lofted small stones and debris
- Strategically placed ventilation ports for cooling
- Refined fit for maximum deflector coverage
- Biofoam shoulder pads with fully integrated adjustable strap system for proper fitment
- Stone shield tested and certified according to European Standard EN 14021:2003
- Back protector tested and certified according to European Standard EN 1621-2:2014



RED/BLACK

SIZE	M/L	XL/2XL
2701-	0864	0865



CHARCOAL/BLACK

SIZE	M/L	XL/2XL
2701-	0868	0869



WHITE/BLACK

SIZE	M/L	XL/2XL
2701-	0866	0867



FLO/GREEN

SIZE	M/L	XL/2XL
2701-	0862	0863

GUARDIAN ROOST GUARD



The Guardian features a Level 1 back protector, stone shield chest panel and press-fit molded comfort liner system with two-way adjustable shoulder straps for precise fit. With integrated shoulder and bicep panels, the Guardian delivers robust coverage.

FEATURES:

- Innovative Press-Fit molded comfort liner system provides a smooth inner chassis for max comfort
- Adjustable waist buckle closure system
- Level 1 back protector constructed to reduce impact energy transmission
- Stone shield constructed with molded panels to protect the rider from lofted small stones and debris
- Strategically placed ventilation ports
- Refined fit for maximum deflector coverage
- Adjustable suspension shoulder guards with molded comfort liner
- Adjustable and removable biceps arm guards with molded comfort liner
- Stone shield tested and certified according to European Standard EN 14021:2003
- Back protector tested and certified according to European Standard EN 1621-2:2014



BLUE/BLACK

SIZE	M/L	XL/2XL
2701-	0961	0962



WHITE

SIZE	M/L	XL/2XL
2701-	0955	0956



ORANGE/BLACK

SIZE	M/L	XL/2XL
2701-	0959	0960



RED/BLACK

SIZE	M/L	XL/2XL
2701-	0957	0958



BLACK

SIZE	M/L	XL/2XL
2701-	0953	0954

GUARDIAN BELT



FEATURES:

- Lightweight perforated Biofoam and Airprene chassis
- Ergonomic design contours the body
- TPR panels enhance structure and support
- Dual-pull elastic support straps and hook and loop belt
- Rear foam padding
- Moisture wicking materials



BLACK

SIZE	S/M (28-36)	L/XL (36-44)
2703-	0153	0154

QUADRANT ELBOW GUARD

FEATURES:

- Adjustable closure system
- Moisture wicking interior panel
- Sewn in foam elbow donut
- Extensive vent channels



BLACK

SIZE	M/L
2706-	0137

SECTOR GP KNEE GUARD



FEATURES:

- Level 1 knee protector
- Durable polypropylene molded panels
- Two adjustable retention straps
- Slim, compact design
- Tested and certified according to European Standard EN 1621-1:2012



BLACK

SIZE	M/L
2704-	0429

SECTOR KNEE GUARD

FEATURES:

- Durable polypropylene molded panels
- Two adjustable retention straps
- Slim, compact design



BLACK

SIZE	M/L
2704-	0082



COMP XP ELBOW GUARD



FEATURES:

- Soft impact protector mounted in fabric sleeve comfortably fits under riding gear
- Removable impact protector for easy washing
- Airprene panel for airflow
- Vented nylon mesh for breathability
- Adjustable strap with hook and loop closure for a secure fit
- Backside of elbow pad is sculpted for increased mobility
- Silicone backed elbow cup helps keep pad in position
- Impact protector insert tested and certified according to EN 1621-1:2012



BLACK

SIZE	S/M	L/XL
2706-	0204	0205

COMP XP KNEE GUARD



FEATURES:

- Soft impact protector mounted in fabric sleeve comfortably fits under riding gear
- Removable impact protector for easy washing
- Airprene panel for airflow
- Vented nylon mesh for breathability
- Adjustable strap with hook and loop closure for a secure fit
- Backside of elbow pad is sculpted for increased mobility
- Silicone backed elbow cup helps keep pad in position
- Impact protector insert tested and certified according to EN 1621-1:2012



BLACK

SIZE	S/M	L/XL
2704-	0486	0487

COMP XP FLEX LS DEFLECTOR



FEATURES:

- Lightly padded and articulated chest/back/shoulder/forearm panels
- Long sleeve construction for extended coverage
- Mesh construction for ventilation
- Flat-stitched seams minimize irritation
- Compression fit base layer
- Tested according to the Essential Health and Safety Requirements of Regulation EU 2016/425, Category I



BLACK

SIZE	S/M	L/XL
2701-	0949	0950

COMP XP FLEX DEFLECTOR



FEATURES:

- Lightly padded and articulated chest/back/shoulder/forearm panels
- Sleeveless construction for mobility
- Mesh construction for ventilation
- Flat-stitched seams minimize irritation
- Compression fit base layer
- Tested according to the Essential Health and Safety Requirements of Regulation EU 2016/425, Category I



BLACK

SIZE	S/M	L/XL
2701-	0951	0952

COMP XP PANT



FEATURES:

- Lightly padded and articulated molded EVA hip padding
- Tricot wrapped foam crotch pad
- Full length compression pant
- Moisture wicking chassis
- Flat-stitched seams minimize irritation
- Tested according to the Essential Health and Safety Requirements of Regulation EU 2016/425, Category I



BLACK

SIZE	S	M	L	XL	2XL	3XL
2940-	0369	0370	0371	0372	0373	0374

COMP XP SHORT



FEATURES:

- Lightly padded and articulated molded EVA hip padding
- Tricot wrapped foam crotch pad
- Form fitting for a no-bind fit
- Moisture wicking chassis
- Flat-stitched seams minimize irritation
- Tested according to the Essential Health and Safety Requirements of Regulation EU 2016/425, Category I



BLACK

SIZE	S	M	L	XL	2XL	3XL
2940-	0363	0364	0365	0366	0367	0368

COMP SHIRT

FEATURES:

- Compression fit prevents binding
- 4-way stretch for maximum flexibility
- Mesh back panel promotes airflow
- Flat-stitched seams to reduce irritation
- Long sleeve construction for increased coverage



BLACK

SIZE	S/M	L/XL
2940-	0387	0388

COMP PANT

FEATURES:

- Compression fit prevents binding
- 4-way stretch for maximum flexibility
- Elastic waistband keeps out roost and sand
- Flat-stitched seams to reduce irritation
- Full length pant for increased coverage



BLACK

SIZE	S	M	L	XL	2XL	3XL
2940-	0381	0382	0383	0384	0385	0386

COMP SHORT

FEATURES:

- Compression fit prevents binding
- 4-way stretch for maximum flexibility
- Elastic waistband keeps out roost and sand
- Flat-stitched seams to reduce irritation



BLACK

SIZE	S	M	L	XL	2XL	3XL
2940-	0375	0376	0377	0378	0379	0380

COMP KNEE SLEEVE

FEATURES:

- Reduces abrasion associated with knee guards
- Moisture wicking chassis
- Anti-slip silicone backing under the top band



BLACK

SIZE	S	M	L
2704-	0455	0456	0457

COMP SOCK

- FEATURES:
- Full-length knee brace sock
 - Stretch mesh construction for a cool, comfortable fit
 - Deep heel pocket
 - No-fade sublimated graphics



BLACK/WHITE

SIZE	S/M	L/XL
3431-	0677	0678

MX COOL SOCK

- FEATURES:
- Moisture wicking Cool Max®
 - Traditional length MX sock
 - Ribbed panels in cuff



ACID/MIDNIGHT

SIZE	S/M (6-9)	L/XL (10-13)
3431-	0665	0666



GRAY/BLACK

SIZE	S/M (6-9)	L/XL (10-13)
3431-	0667	0668

MX SOCK

- FEATURES:
- Thick, traditional length MX sock
 - Ribbed panels in cuff, ankle and instep
 - Ideal for use with knee braces



CAMO/GREEN/ACID

SIZE	S/M (6-9)	L/XL (10-13)
3431-	0671	0672



CAMO/GRAY/WHITE

SIZE	S/M (6-9)	L/XL (10-13)
3431-	0669	0670



RED/WHITE

SIZE	S/M (6-9)	L/XL (10-13)
3431-	0673	0674



BLACK/WHITE

SIZE	S/M (6-9)	L/XL (10-13)
3431-	0675	0676



YOUTH

CUSTOM GEAR FOR THE GROMS

Young rippers need racewear that fits right, feels right and performs right. Our full line of youth apparel is specifically designed with the young rider in mind to provide the best gear possible.

YOUTH PULSE RACEWEAR

JERSEY FEATURES

- Laser cut ventilation for optimized cooling
- Dimple mesh paneling
- Durable polyester main fabric
- 4-way stretch cuff and collar
- Performance fit
- Hybrid set-in sleeve
- Performance construction
- Moisture wicking materials

PANT FEATURES

- Designed to offer the optimal balance between mobility and durability
- Constructed with 600D polyester in high wear zones
- In-Motion panels improve flexibility and durability throughout
- Durable nylon saddle construction
- Full grain leather inner knee panels for optimal grip and durability
- Durable stitching throughout
- Laser cut ventilation
- Mesh lower leg paneling
- Button and zipper closure
- Pre-curved chassis design assumes active riding position
- Athletic mesh comfort liner



COUNTING SHEEP - CHARCOAL/ACID

JERSEY	2XS	XS	S	M	L	XL
2912-	2075	2076	2077	2078	2079	2080
PANT	18	20	22	24	26	28
2903-	2073	2074	2075	2076	2077	2078

COUNTING SHEEP - TEAL/TANGERINE

JERSEY	2XS	XS	S	M	L	XL
2912-	2081	2082	2083	2084	2085	2086
PANT	18	20	22	24	26	28
2903-	2079	2080	2081	2082	2083	2084



CUBE - BLACK/MINT

JERSEY	2XS	XS	S	M	L	XL
2912-	2057	2058	2059	2060	2061	2062
PANT	18	20	22	24	26	28
2903-	2055	2056	2057	2058	2059	2060

CUBE - LIGHT GRAY/RED ORANGE

JERSEY	2XS	XS	S	M	L	XL
2912-	2063	2064	2065	2066	2067	2068
PANT	18	20	22	24	26	28
2903-	2061	2062	2063	2064	2065	2066

CUBE - RED/WHITE

JERSEY	2XS	XS	S	M	L	XL
2912-	2069	2070	2071	2072	2073	2074
PANT	18	20	22	24	26	28
2903-	2067	2068	2069	2070	2071	2072

YOUTH SECTOR RACEWEAR

JERSEY FEATURES

- All new chassis for 2022
- Hybrid style sleeves for optimal mobility
- Moisture wicking material keeps you dry
- No-fade sublimated graphics
- Heat transfer neck label
- Drop tail design helps keep jersey tucked in

PANT FEATURES

- All new chassis for 2022
- Integrated stretch panels enhance rider mobility
- Pre-curved shape for maximum comfort
- Durable stitching throughout
- Abrasion tolerant materials
- Ratchet closure
- Athletic mesh liner



BIRDROCK - GRAY/ACID

JERSEY	2XS	XS	S	M	L	XL
2912-	2003	2004	2005	2006	2007	2008
PANT	18	20	22	24	26	28
2903-	2001	2002	2003	2004	2005	2006



BIRDROCK - MIDNIGHT/MINT

JERSEY	2XS	XS	S	M	L	XL
2912-	1997	1998	1999	2000	2001	2002
PANT	18	20	22	24	26	28
2903-	1995	1996	1997	1998	1999	2000



MINIMAL - RED

JERSEY	2XS	XS	S	M	L	XL
2912-	2015	2016	2017	2018	2019	2020
PANT	18	20	22	24	26	28
2903-	2013	2014	2015	2016	2017	2018



MINIMAL - NAVY

JERSEY	2XS	XS	S	M	L	XL
2912-	2021	2022	2023	2024	2025	2026
PANT	18	20	22	24	26	28
2903-	2019	2020	2021	2022	2023	2024



MINIMAL - BLACK

JERSEY	2XS	XS	S	M	L	XL
2912-	2009	2010	2011	2012	2013	2014
PANT	18	20	22	24	26	28
2903-	2007	2008	2009	2010	2011	2012

YOUTH SECTOR RACEWEAR



 MATCHING
HELMET

CHEV - BLUE/MIDNIGHT

PANT	18	20	22	24	26	28
2903-	2043	2044	2045	2046	2047	2048



 MATCHING
HELMET

CHEV - CHARCOAL/RED ORANGE

PANT	18	20	22	24	26	28
2903-	2025	2026	2027	2028	2029	2030



 MATCHING
HELMET

CHEV - RED/NAVY

PANT	18	20	22	24	26	28
2903-	2037	2038	2039	2040	2041	2042



CHEV - BLACK/MINT

PANT	18	20	22	24	26	28
2903-	2031	2032	2033	2034	2035	2036



CHEV - BLACK/GREEN

PANT	18	20	22	24	26	28
2903-	2049	2050	2051	2052	2053	2054

YOUTH SPECTRUM GLOVE

FEATURES:

- All-new chassis for 2022
- Molded bio-foam wrist and backhand provide optimal comfort
- Lightly padded palm provides a comfortable grip
- Mesh backhand and perforated palm keep hands cool throughout
- Hook and loop wrist closure system
- Wrapped thumb and gripping points for added durability
- Touch screen compatible palm material
- Direct inject TPR elements on top hand and fingers



BLACK

SIZE	2XS	XS	S	M	L
3332-	1592	1593	1594	1595	1596



GRAY/BLACK/MINT

SIZE	2XS	XS	S	M	L
3332-	1597	1598	1599	1600	1601



RED/WHITE

SIZE	2XS	XS	S	M	L
3332-	1607	1608	1609	1610	1611



ORANGE/BLACK

SIZE	2XS	XS	S	M	L
3332-	1612	1613	1614	1615	1616



BLACK/ACID

SIZE	2XS	XS	S	M	L
3332-	1617	1618	1619	1620	1621

YOUTH SECTOR GLOVE

FEATURES:

- Fitted stretch backhand panel for lightweight comfort
- Notched wrist opening provides quick entry
- Hook and loop closure system
- Perforated palm keeps hands cool
- 4-way stretch finger gussets
- Silicone treated fingertips
- Wrapped thumb and gripping points



BLACK

SIZE	2XS	XS	S	M	L
3332-	1511	1512	1513	1514	1515



BLUE

SIZE	2XS	XS	S	M	L
3332-	1516	1517	1518	1519	1520



ORANGE

SIZE	2XS	XS	S	M	L
3332-	1521	1522	1523	1524	1525



RED

SIZE	2XS	XS	S	M	L
3332-	1526	1527	1528	1529	1530

YOUTH COMBAT GOGGLE



FEATURES:

- Drilled frame ports for increased ventilation and fog resistance
- Anti-fog, scratch resistant lens with UV protection
- Clear lens mounted
(Replacement lenses available)
- Dual post tear-off system ready
(Tear-off packs available)
- Single layer 12mm face foam for secure seal
- Adjustable woven strap with silicone grip for secure fit
- Plush goggle bag included for safe storage
- Supports Total Vision System
(Sold separately)
- Tested and certified according to European Standard EN 1938:2010



RACER - BLACK/WHITE
2601-3045



RACER - WHITE/BLACK
2601-3046



RACER - BLUE/BLACK
2601-3047



RACER - RED/BLACK
2601-3048



RACER - FLO ORANGE/BLACK
2601-3049



RACER - FLO ACID/BLACK
2601-3050



RACER - FLO PINK/BLACK
2601-3051



RACER - BLUE/WHITE
2601-3052



RACER - RED/WHITE
2601-3053

YOUTH LENSES AND TEAR-OFFS:



CLEAR
2602-0778



SMOKE
2602-0779



TEAR-OFFS
CLEAR (10 PACK) 2602-0780

YOUTH SECTOR MIPS® HELMET

FEATURES:

- The Mips® Safety System allows the head to move inside the helmet which can reduce the harmful rotational force otherwise transferred to the head
- Single density EPS liner features extensive venting
- Injection molded polycarbonate/ABS shell
- Fully adjustable vented visor to reduce lift
- Removable/washable moisture wicking liner
- Flexible rubber nose piece
- Hi-flow mouth vent with filter for air intake
- Rear shell shape easily repositions the goggle strap
- ECE 22.05 approved

Mips

ECE 22.05

MATTE FINISH



SPLIT - CHARCOAL/BLACK

SIZE	XS	S	M
0111-	1469	1470	1471



SPLIT - BLUE/BLACK

SIZE	S	M	L
0111-	1466	1467	1468



SPLIT - ORANGE/NAVY

SIZE	S	M	L
0111-	1353	1354	1355



SPLIT - ACID/BLACK

SIZE	XS	S	M
0111-	1356	1357	1358



SPLIT - WHITE/BLACK

SIZE	XS	S	M
0111-	1359	1360	1361

SAFETY WARNING: Riding a motorcycle is a dangerous activity. When riding, always wear a helmet, eye protection and protective clothing. There is no assurance that serious injury or death can be avoided even if you wear the product shown in this catalog and take all the precautions to avoid every risk. Please ensure that your THOR products fit properly. Improperly fitting products can impair your ability to control your motorcycle.

YOUTH SECTOR HELMET

FEATURES:

- Single density EPS liner features extensive venting
- Injection molded polycarbonate/ABS shell
- Fully adjustable vented visor to reduce lift
- Removable/washable moisture wicking liner
- Flexible rubber nose piece
- Hi-flow mouth vent with filter for air intake
- Rear shell shape easily repositions the goggle strap
- ECE 22.05 approved

ECE 22.05



CHEV - BLUE/LIGHT GRAY

SIZE	XS	S	M
0111-	1475	1476	1477



MATCHING
RACEWEAR

CHEV - RED/NAVY

SIZE	S	M	L
0111-	1472	1473	1474



MATCHING
RACEWEAR



CHEV - CHARCOAL/ORANGE

SIZE	S	M	L
0111-	1478	1479	1480



MATCHING
RACEWEAR



CHEV - GRAY/BLACK

SIZE	XS	S	M
0111-	1481	1482	1483



SOLID BLACK

SIZE	XS	S	M
0111-	1162	1163	1164



MATCHING
RACEWEAR

YOUTH GUARDIAN MX ROOST GUARD



FEATURES:

- Innovative Press-Fit molded comfort liner system provides a smooth inner chassis for max comfort
- Adjustable waist buckle closure system
- Level 1 back protector constructed to reduce impact energy transmission
- Stone shield chest panel constructed with molded panels to protect the rider from lofted small stones and debris
- Strategically placed ventilation ports for cooling
- Refined fit for maximum deflector coverage
- Biofoam shoulder pads with fully integrated adjustable strap system for proper fitment
- Stone shield tested and certified according to the Essential Health and Safety Requirements of EU Regulation 2016/425
- Back protector tested and certified according to European Standard EN 1621-2:2014



RED/BLACK

SIZE	2XS/XS	S/M
2701-	0856	0857



WHITE/BLACK

SIZE	2XS/XS	S/M
2701-	0858	0859



CHARCOAL/BLACK

SIZE	2XS/XS	S/M
2701-	0860	0861



FLO/GREEN

SIZE	2XS/XS	S/M
2701-	0854	0855

SAFETY WARNING: Riding a motorcycle is a dangerous activity. When riding, always wear a helmet, eye protection and protective clothing. There is no assurance that serious injury or death can be avoided even if you wear the product shown in this catalog and take all the precautions to avoid every risk. Please ensure that your THOR products fit properly. Improperly fitting products can impair your ability to control your motorcycle.

YOUTH GUARDIAN ROOST GUARD



FEATURES:

- Innovative press-fit molded comfort liner system provides a smooth inner chassis for max comfort
- Adjustable waist buckle closure system
- Level 1 back protector constructed to reduce impact energy transmission
- Stone shield constructed with molded panels to protect the rider from lofted small stones and debris
- Strategically placed ventilation ports
- Refined fit for maximum deflector coverage
- Adjustable suspension shoulder guards with molded comfort liner
- Adjustable and removable biceps arm guards with molded comfort liner
- Stone shield tested and certified according to the Essential Health and Safety Requirements of EU Regulation 2016/425
- Back protector tested and certified according to European Standard EN 1621-2:2014



BLUE/BLACK

SIZE	2XS/XS	S/M
2701-	0972	0973



WHITE

SIZE	2XS/XS	S/M
2701-	0966	0967



ORANGE/BLACK

SIZE	2XS/XS	S/M
2701-	0970	0971



RED/BLACK

SIZE	2XS/XS	S/M
2701-	0968	0969



BLACK

SIZE	2XS/XS	S/M
2701-	0964	0965

YOUTH BLITZ XP BOOT



FEATURES:

- Pre-curved injection molded shin plate
- 4 fully adjustable straps allow for a custom, rider specific fit
- Fully synthetic calf overlays deliver premium durability and optimal grip
- Injection molded medial abrasion plate with integrated shift protection
- Metal toe cap reinforces the outsole strength
- Uni-directional outsole with a steel shank insert
- Injection molded positive lock buckles
- Mesh liner promotes airflow
- Tested and certified according to standard EN 13634:2017



WHITE/BLACK

YOUTH SIZE	1	2	3	4	5	6	7
3411-	0531	0532	0533	0534	0535	0536	0537



BLACK

YOUTH SIZE	1	2	3	4	5	6	7
3411-	0503	0504	0505	0506	0507	0508	0509



CHARCOAL/ORANGE

YOUTH SIZE	1	2	3	4	5	6	7
3411-	0510	0511	0512	0513	0514	0515	0516



FLO/BLACK

YOUTH SIZE	1	2	3	4	5	6	7
3411-	0517	0518	0519	0520	0521	0522	0523



RED/BLACK

YOUTH SIZE	1	2	3	4	5	6	7
3411-	0524	0525	0526	0527	0528	0529	0530

YOUTH BLITZ XP MINI BOOT



FEATURES:

- Pre-curved injection molded shin plate
- 4 fully adjustable straps allow for a custom, rider specific fit
- Fully synthetic calf overlays deliver premium durability and optimal grip
- Injection molded medial abrasion plate with integrated shift protection
- Metal toe cap reinforces the outsole strength
- Uni-directional outsole with a steel shank insert
- Injection molded positive lock buckles
- Mesh liner promotes airflow
- Tested and certified according to standard EN 13634:2017



BLACK

KID'S SIZE	10	11	12	13
3411-	0538	0539	0540	0541



BLACK/PINK

KID'S SIZE	10	11	12	13
3411-	0542	0543	0544	0545

SAFETY WARNING: Riding a motorcycle is a dangerous activity. When riding, always wear a helmet, eye protection and protective clothing. There is no assurance that serious injury or death can be avoided even if you wear the product shown in this catalog and take all the precautions to avoid every risk. Please ensure that your THOR products fit properly. Improperly fitting products can impair your ability to control your motorcycle.

**YOUTH SECTOR GP
KNEE GUARD**



FEATURES:

- Level 1 knee protector
- Durable polypropylene molded panels
- Two adjustable retention straps
- Slim, compact design
- Tested and certified according to European Standard EN 1621-1:2012



BLACK

SIZE	S/M
2704-	0430

**YOUTH SECTOR
KNEE GUARD**

FEATURES:

- Durable polypropylene molded panels
- Two adjustable retention straps
- Slim, compact design



BLACK

SIZE	S/M
2704-	0083

**YOUTH QUADRANT
ELBOW GUARD**

FEATURES:

- Adjustable closure system
- Moisture wicking interior panel
- Sewn in foam elbow donut
- Extensive vent channels



BLACK

SIZE	S/M
2706-	0138

YOUTH MX COOL SOCK

FEATURES:

- Moisture wicking Cool Max®
- Traditional length MX sock
- Ribbed panels in cuff



ACID/MIDNIGHT

YOUTH SIZE	1-6
3431-	0663



GRAY/BLACK

YOUTH SIZE	1-6
3431-	0664

YOUTH MX SOCK

FEATURES:

- Thick, traditional length MX sock
- Ribbed panels in cuff, ankle and instep
- Ideal for use with knee braces



CAMO/GREEN/ACID

YOUTH SIZE	1-6
3431-	0660



CAMO/GRAY/WHITE

YOUTH SIZE	1-6
3431-	0659



RED/WHITE

YOUTH SIZE	1-6
3431-	0661



BLACK/WHITE

YOUTH SIZE	1-6
3431-	0662

WOMEN'S PULSE

BROOKE WHIPPLE

STRONG GEAR FOR STRONG WOMEN

The women's Pulse racewear offers all of the performance of our men's line, but is custom designed to fit and perform for women riders. Whether you are a serious racer or the weekend warrior, our women's Pulse racewear is up to the task.

JERSEY FEATURES

- Laser cut ventilation for optimized cooling
- Dimple mesh paneling
- Durable polyester main fabric
- 4-way stretch cuff and collar
- Performance fit
- Hybrid set-in sleeve
- Performance construction
- Moisture wicking materials

PANT FEATURES

- Designed to offer the optimal balance between mobility and durability
- Constructed with 600D polyester in high wear zones
- In-Motion panels improve flexibility and durability throughout
- Durable nylon saddle construction
- Full grain leather inner knee panels for optimal grip and durability
- Durable stitching throughout
- Laser cut ventilation
- Mesh lower leg paneling
- Dual side cinch system for precise waist adjustment
- Button and zipper closure
- Pre-curved chassis design assumes active riding position
- Athletic mesh comfort liner





REV - MIDNIGHT/WHITE

JERSEY	XS	S	M	L	XL	
2911-	0232	0233	0234	0235	0236	
PANT	3/4	5/6	7/8	9/10	11/12	13/14
2902-	0289	0290	0291	0292	0293	0294



REV - CHARCOAL/FLO PINK

JERSEY	XS	S	M	L	XL	
2911-	0237	0238	0239	0240	0241	
PANT	3/4	5/6	7/8	9/10	11/12	13/14
2902-	0295	0296	0297	0298	0299	0300



COUNTING SHEEP - MIDNIGHT/AQUA

JERSEY	XS	S	M	L	XL	
2911-	0227	0228	0229	0230	0231	
PANT	3/4	5/6	7/8	9/10	11/12	13/14
2902-	0283	0284	0285	0286	0287	0288

WOMEN'S SECTOR

EVERYDAY FIT AND COMFORT

Our line of Women's Sector Racewear is custom built with the female rider in mind. Custom tailored for a great fit and everyday comfort, the new Urth design is perfect for those weekend motos.

JERSEY FEATURES

- All-new chassis for 2022
- Hybrid style sleeves for optimal mobility
- Moisture wicking material keeps you dry
- No-fade sublimated graphics
- Heat transfer neck label
- Drop tail design helps keep jersey tucked in

PANT FEATURES

- All-new chassis for 2022
- Integrated stretch panels enhance rider mobility
- Pre-curved shape for maximum comfort
- Durable stitching throughout
- Abrasion tolerant materials
- Ratchet closure
- Athletic mesh liner





URTH - BLACK/TEAL

JERSEY	XS	S	M	L	XL	
2911-	0217	0218	0218	0220	0221	
PANT	3/4	5/6	7/8	9/10	11/12	13/14
2902-	0271	0272	0273	0274	0275	0276



URTH - LIGHT GRAY/FIRE CORAL

JERSEY	XS	S	M	L	XL	
2911-	0222	0223	0224	0225	0226	
PANT	3/4	5/6	7/8	9/10	11/12	13/14
2902-	0277	0278	0279	0280	0281	0282

WOMEN'S SPECTRUM GLOVE

FEATURES:

- All-new chassis for 2022
- Molded bio-foam wrist and backhand provide optimal comfort
- Lightly padded palm provides a comfortable grip
- Mesh backhand and perforated palm keep hands cool throughout
- Hook and loop wrist closure system
- Wrapped thumb and gripping points for added durability
- Touch screen compatible palm material
- Direct inject TPR elements on top hand and fingers



PINK/BLACK

SIZE	S	M	L	XL
3331-	0207	0208	0209	0210



MIDNIGHT/WHITE

SIZE	S	M	L	XL
3331-	0211	0212	0213	0214

LIGHT GRAY/CHARCOAL

SIZE	S	M	L	XL
3331-	0203	0204	0205	0206

WOMEN'S SECTOR GLOVE

FEATURES:

- Fitted stretch backhand panel for lightweight comfort
- Notched wrist opening provides quick entry
- Hook and loop closure system
- Perforated palm keeps hands cool
- 4-way stretch finger gussets
- Silicone treated fingertips
- Wrapped thumb and gripping points



PINK

SIZE	S	M	L	XL
3331-	0187	0188	0189	0190

WOMEN'S WOMEN'S BLITZ XP BOOT



FEATURES:

- Pre-curved injection molded shin plate
- 4 fully adjustable straps allow for a custom, rider specific fit
- Fully synthetic calf overlays deliver premium durability and optimal grip
- Injection molded medial abrasion plate with integrated shift protection
- Metal toe cap reinforces the outsole strength
- Uni-directional outsole with a steel shank insert
- Injection molded positive lock buckles
- Mesh liner promotes airflow
- Tested and certified according to standard EN 13634:2017



BLACK/PINK

WOMEN'S SIZE	5	6	7	8	9	10
3410-	2227	2228	2229	2230	2231	2232



BLACK/WHITE

WOMEN'S SIZE	5	6	7	8	9	10
3410-	2233	2234	2235	2236	2237	2238

WOMEN'S GUARDIAN ROOST GUARD



FEATURES:

- Innovative press-fit molded comfort liner system provides a smooth inner chassis for max comfort
- Adjustable waist buckle closure system
- Level 1 back protector constructed to reduce impact energy transmission
- Stone shield constructed with molded panels to protect the rider from lofted small stones and debris
- Strategically placed ventilation ports
- Refined fit for maximum deflector coverage
- Adjustable suspension shoulder guards with molded comfort liner
- Adjustable and removable biceps arm guards with molded comfort liner
- Stone shield tested and certified according to European Standard EN 14021:2003
- Back protector tested and certified according to European Standard EN 1621-2:2014



BLACK/PINK

SIZE	O/S
2701-	0963

SAFETY WARNING: Riding a motorcycle is a dangerous activity. When riding, always wear a helmet, eye protection and protective clothing. There is no assurance that serious injury or death can be avoided even if you wear the product shown in this catalog and take all the precautions to avoid every risk. Please ensure that your THOR products fit properly. Improperly fitting products can impair your ability to control your motorcycle.





OFF ROAD

GET OUT AND RIDE

Our Off-Road line is as rugged as it is versatile. Tested and developed with our elite Off-Road team, each product is purpose built to take on the elements while providing performance and solid durability. Whether you're carving virgin single track, or taking to the open desert our Off-Road gear is up to the test.

TERRAIN JERSEY

JERSEY FEATURES:

- Four-way stretch, abrasion resistant sleeves
- Vented side panels promote air flow
- Moisture wicking main body fabric
- Reflective graphics for increased visibility
- Performance raglan style sleeve
- Four-way stretch collar



CAMO						
SIZE	S	M	L	XL	2XL	3XL
2910-	6167	6168	6169	6170	6171	6172

BLACK						
SIZE	S	M	L	XL	2XL	3XL
2910-	6161	6162	6163	6164	6165	6166

TERRAIN OTB PANT

PANT FEATURES:

- Over-the-boot construction
- Rip-stop, abrasion resistant paneling in high-wear areas
- Durable stitching throughout
- Full grain leather panels located inside of knees for optimal grip and durability
- Two high-volume pockets with waterproof zippers
- Internal hip pocket
- Strategically placed intake vents with waterproof zippers
- Dura-motion paneling provides flexibility without compromising durability
- Double-lock front closure system
- Dual side cinches allow for precise waist adjustment
- Taped zippers, DWR coating and Hipora membrane for increased water resistance
- Mesh comfort liner
- YKK zippers



CAMO												
SIZE	28	30	32	34	36	38	40	42	44	46	48	
2901-	8996	8997	8998	8999	9000	9001	9002	9003	9004	9005	9006	

BLACK												
SIZE	28	30	32	34	36	38	40	42	44	46	48	
2901-	8985	8986	8987	8988	8989	8990	8991	8992	8993	8994	8995	

TERRAIN ITB PANT

PANT FEATURES:

- In-the-boot construction
- Rip-stop, abrasion resistant paneling in high-wear areas
- Durable stitching throughout
- Full grain leather panels located inside of knees for optimal grip and durability
- Two high-volume pockets with waterproof zippers
- Internal hip pocket
- Strategically placed intake vents with waterproof zippers
- Dura-motion paneling provides flexibility without compromising durability
- Double-lock front closure system
- Dual side cinches allow for precise waist adjustment
- Taped zippers, DWR coating and Hipora membrane for increased water resistance
- Mesh comfort liner
- YKK zippers



BLACK

SIZE	28	30	32	34	36	38	40	42	44	46	48
2901-	9007	9008	9009	9010	9011	9012	9013	9014	9015	9016	9017

CAMO

SIZE	28	30	32	34	36	38	40	42	44	46	48
2901-	9018	9019	9020	9021	9022	9023	9024	9025	9026	9027	9028





TERRAIN JACKET

FEATURES:

- Rip-stop, abrasion resistant paneling on sleeves and shoulders
- Three high-volume zippered pockets for trail essentials
- Strategically placed zippered intake and exhaust vents
- Dura-motion paneling provides flexibility without compromising durability
- Taped zippers, DWR coating and Hipora membrane for increased water resistance
- Zip-off sleeves with rear storage compartment
- Jacket packs easily into belt for storage while riding
- Two-way front zipper
- Reflective accents for increased visibility
- Moisture wicking athletic mesh liner
- Soft touch collar



Strategically placed zippered intake vents



Removable zip-off sleeves with rear storage compartment



Strategically placed zippered exhaust vents



CAMO					
SIZE	M	L	XL	2XL	3XL
2920-	0626	0627	0628	0629	0630



BLACK					
SIZE	M	L	XL	2XL	3XL
2920-	0621	0622	0623	0624	0625

PACK JACKET

FEATURES:

- Jacket packs easily into pouch with belt for storage while riding
- Rear exhaust vents allow hot air to escape
- Soft dimple mesh lined collar for comfort
- Front and rear storage pockets
- Waterproof membrane shell with taped seams and water resistant zippers
- Adjustable drawstring waist closure
- Elastic cuffs



Jacket packs easily into pouch with belt



BLACK/CHARCOAL

SIZE	M	L	XL	2XL	3XL
2920-	0532	0533	0534	0535	0536

CHARCOAL/ORANGE

SIZE	M	L	XL	2XL	3XL
2920-	0537	0538	0539	0540	0541

RAIN JACKET

FEATURES:

- Raglan sleeves with underarm mesh panels for ventilation
- Translucent material allows for jersey to be seen underneath
- Rear exhaust vents allow hot air to escape
- Elastic binding at collar, cuffs and waist
- Waterproof zipper



CLEAR

SIZE	M	L	XL	2XL	3XL
2854-	0140	0141	0142	0143	0144

EXCEL RAIN TRENCH COAT

FEATURES:

- Raglan sleeves with underarm mesh panels
- Front cargo flap pockets
- Rear exhaust vents allow hot air to escape
- Zipper and button snap closures
- Drawstring hood
- One size fits most



BLACK	
SIZE	O/S
2854-	0257

RAIN SUIT

FEATURES:

- Thermal welded seams
- Reflective THOR branding
- Zipper and button snap closures
- Elastic waistband
- Hood cinch
- Built-in hood visor
- Ventilation ports



BLACK					
BLACK	M	L	XL	2XL	3XL
2851-	0464	0465	0466	0467	0468



BIKE

MOTO INSPIRED BIKE GEAR

Living the two-wheeled life is not and should not be limited to the "moto" lifestyle. Whether an integral part of your cross-training routine or enjoyed as an evening rip with friends, THOR's Bike Collection bridges the gap from casual trail riding, to all-out downhill racing. From thigh-burning climbs for PRs to eBike cruises for pure enjoyment, Assist has got you covered.



ASSIST SHORT SLEEVE JERSEY

FEATURES:

- Durable polyester main fabric
- Performance fit
- Hybrid set-in sleeve
- Moisture wicking materials
- Short sleeve design



REACT - GRAY/PURPLE

SIZE	XS	S	M	L	XL	2XL
5120-	0174	0175	0176	0177	0178	0179



REACT - MIDNIGHT/TEAL

SIZE	XS	S	M	L	XL	2XL
5120-	0180	0181	0182	0183	0184	0185



SHIVER - BLACK/GRAY

SIZE	XS	S	M	L	XL	2XL
5120-	0168	0169	0170	0171	0172	0173



SHIVER - TEAL/MIDNIGHT

SIZE	XS	S	M	L	XL	2XL
5120-	0162	0163	0164	0165	0166	0167



ARMY GREEN

SIZE	XS	S	M	L	XL	2XL
5120-	0038	0039	0040	0041	0042	0043



BLACK/ORANGE

SIZE	XS	S	M	L	XL	2XL
5120-	0044	0045	0046	0047	0048	0049

ASSIST LONG SLEEVE JERSEY

FEATURES:

- Durable polyester main fabric
- Performance fit
- Hybrid set-in sleeve
- Moisture wicking materials
- Long sleeve design



BLACK/GRAY						
SIZE	XS	S	M	L	XL	2XL
5120-	0050	0051	0052	0053	0054	0055



BANGER - BLACK/CHARCOAL						
SIZE	XS	S	M	L	XL	2XL
5120-	0186	0187	0188	0189	0190	0191

ASSIST LINER SHORT

FEATURES:

- TMF Moete 3 pad uses multi-density foam for lasting comfort in the saddle
- Custom lower leg silicone print for secure placement
- 1.5" elastic waistband ensures proper waist placement
- 8" inseam
- Compression style fit
- Low profile flatlock stitching provides comfortable fit



Interior TMF Moete 3 Pad



BLACK							
SIZE	28	30	32	34	36	38	40
5001-	0025	0026	0027	0028	0029	0030	0031



ASSIST MTB SHORT

FEATURES:

- Motocross inspired design and construction for MTB and eMTB performance
- Constructed with premium In-Motion fabric
- Rear yoke stretch panel allows additional mobility for active riding position
- Two zippered pockets for on-the-trail storage
- Snap closure with hook and loop fly ensures a secure fit
- Side cinch system allows for precision waist adjustment
- Interior waistband silicone print for secure placement
- Liner short sold separately




BLACK

SIZE	28	30	32	34	36	38	40
5001-	0032	0033	0034	0035	0036	0037	0038



TEAL

SIZE	28	30	32	34	36	38	40
5001-	0113	0114	0115	0116	0117	0118	0119



Laser cut ventilation

ASSIST GLOVE

FEATURES:

- Silicone treated fingertips for improved lever control
- Hook and loop wrist closure
- Perforated Clarino palm
- Minimalist chassis design
- Wrapped inner-thumb for durability
- Athlete inspired fit and function



BLACK/GRAY

SIZE	XS	S	M	L	XL	2XL
3360-	0056	0057	0058	0059	0060	0061



MIDNIGHT/TEAL

SIZE	XS	S	M	L	XL	2XL
3360-	0068	0069	0070	0071	0072	0073



GRAY/PURPLE

SIZE	XS	S	M	L	XL	2XL
3360-	0062	0063	0064	0065	0066	0067



INTENSE

THOR®

INTENSE ASSIST SHORT SLEEVE JERSEY

FEATURES:

- Durable polyester main fabric
- Performance fit
- Hybrid set-in sleeve
- Moisture wicking materials
- Short sleeve design



CHEX - RED/BLACK

SIZE	XS	S	M	L	XL	2XL
5120-	0138	0139	0140	0141	0142	0143

CHEX - BLACK/GRAY

SIZE	XS	S	M	L	XL	2XL
5120-	0144	0145	0146	0147	0148	0149



DART - BLACK/RED

SIZE	XS	S	M	L	XL	2XL
5120-	0150	0151	0152	0153	0154	0155

DART - GRAY/BLACK

SIZE	XS	S	M	L	XL	2XL
5120-	0156	0157	0158	0159	0160	0161

TEAM - BLACK/GRAY

SIZE	XS	S	M	L	XL	2XL
5120-	0056	0057	0058	0059	0060	0061

INTENSE ASSIST L/S JERSEY

FEATURES:

- Durable polyester main fabric
- Performance fit
- Hybrid set-in sleeve
- Moisture wicking materials
- Long sleeve design



TEAM - BLACK/CHARCOAL							
SIZE	XS	S	M	L	XL	2XL	
5120-	0062	0063	0064	0065	0066	0067	

INTENSE ASSIST MTB PANT

FEATURES:

- Motocross inspired design and construction for MTB and e-MTB performance
- Constructed with premium In-Motion fabric
- Rear yoke stretch panel allows additional mobility for active riding position
- Two zippered pockets for on-the -trail storage
- Ratchet style waist closure
- Side cinch system allows for precision waist adjustment
- Interior waistband silicone print for secure placement
- Laser cut holes for ventilation
- Strategically placed vented mesh panels
- Liner Short sold separately



BLACK/GRAY							
SIZE	28	30	32	34	36	38	40
5010-	0007	0008	0009	0010	0011	0012	0013

INTENSE ASSIST MTB SHORT

FEATURES:

- Motocross inspired design and construction for MTB and e-MTB performance
- Constructed with premium In-Motion fabric
- Rear yoke stretch panel allows additional mobility for active riding position
- Two zippered pockets for on-the-trail storage
- Snap closure with hook and loop fly
- Side cinch system allows for precision waist adjustment
- Interior waistband silicone print for secure placement
- Liner Short sold separately



BLACK

SIZE	28	30	32	34	36	38	40
5001-	0039	0040	0041	0042	0043	0044	0045



GRAY

SIZE	28	30	32	34	36	38	40
5001-	0106	0107	0108	0109	0110	0111	0112

INTENSE ASSIST GLOVE

FEATURES:

- Silicone treated fingertips for improved lever control
- Hook and loop wrist closure
- Perforated Clarino palm
- Minimalist chassis design
- Wrapped inner-thumb for durability
- Athlete inspired fit and function



DART- BLACK/RED

SIZE	XS	S	M	L	XL	2XL
3360-	0050	0051	0052	0053	0054	0055



TEAM- BLACK/RED

SIZE	XS	S	M	L	XL	2XL
3360-	0038	0039	0040	0041	0042	0043



CHEX- BLACK/GRAY

SIZE	XS	S	M	L	XL	2XL
3360-	0044	0045	0046	0047	0048	0049



BAGS

TRAVEL WELL

Travel well with our complete bag collection. Whether you need a bag for the trail or those long rides, or a way to pack your gear or day to day essentials, we've got your back.

RESERVOIR PACK

FEATURES:

- 3 liter BPA-free bladder with an easy clean, big bore top
- Magnetic bite valve holder
- Thermal lined bladder compartment
- Sternum strap and buckle keep gear secured
- Pack harness is angled away from the underarms giving total freedom of movement
- Harness made with air mesh for ventilation
- Neoprene hydration tube sleeve Large main compartment and secondary compartment with internal mesh pockets
- Straps on front to cinch down additional luggage
- Reverse face YKK® water resistant zip on front
- Micro fleece lined glasses/media pocket
- THOR reflective logo
- 1200D ballistic polyester/600D reversed faced poly shell
- Standard dimensions: 20" (l) x 11" (w) x 6" (d)
- Metric dimensions: 50.8 cm (l) x 28 cm (w) x 15.25 cm (d)



BITE VALVE
3519-0057

3L BLADDER
3519-0060



GRAY/BLACK
3519-0056

HYDRANT PACK

FEATURES:

- 2 liter BPA-free bladder with an easy clean, big bore top magnetic bite valve holder
- Thermal lined bladder compartment helps keep fluids cool
- Sternum strap and buckle keep gear secured
- Pack harness is angled away from the underarms giving total freedom of movement
- Harness made with air mesh for ventilation
- Internal mesh pocket for organization
- Neoprene hydration tube sleeve helps keep fluid cool
- Reverse face YKK® water resistant zip on front
- THOR reflective logo
- 1200D ballistic polyester/600D reversed faced poly shell
- Standard dimensions: 16" (l) x 8.5" (w) x 2" (d)
- Metric dimensions: 40.64 cm (l) x 21.59 cm (w) x 5 cm (d)



BITE VALVE
3519-0057

2L BLADDER
3519-0059



GRAY/BLACK
3519-0051

VAPOR PACK

FEATURES:

- 1.5 liter BPA-free bladder with an easy clean, big bore top
- Magnetic bite valve holder
- Thermal lined bladder compartment helps keep fluids cool
- Sternum strap and buckle keep gear secured
- Pack harness is angled away from the underarms giving total freedom of movement
- Harness made with air mesh for ventilation
- Neoprene hydration tube sleeve helps keep fluid cool
- External zippered pocket
- Reverse face YKK® water resistant zip on front
- Micro fleece lined glasses/media pocket
- THOR reflective logo
- 1200D ballistic polyester/600D reversed faced poly shell
- Standard dimensions: 16" (l) x 10" (w) x .5" (d)
- Metric dimensions: 40.64 cm (l) x 25.4 cm (w) x .125 cm (d)



BITE VALVE
3519-0057



1.5L BLADDER
3519-0058



GRAY/BLACK
3519-0050

VAULT PACK

FEATURES:

- Race radio pocket measuring 6" (h) x 3.5" (w) / 15.24 cm (h) x 8.9 cm (w)
- Built in tool roll with elastic tool slots
- Large padded waist belt evenly distributes weight
- Coated mesh pocket for bolts and other small tools
- THOR reflective logo
- Nylon lined 600D polyester throughout
- Standard dimensions: 26" (l) x 6" (h) x 3" (d)
- Metric dimensions: 66 cm (l) x 15.24 cm (h) x 7.62 cm (d)



Built in tool roll with elastic tool slots
(Tools not included)



GRAY/BLACK
3510-0093

TRANSIT WHEELIE BAG

FEATURES:

- TPR ventilation throughout
- PU Backed boot compartment for durability & cleaning
- Micro fleece lined helmet & goggle pocket Roll-out changing mat
- Mesh pockets along both sides of main compartment
- Large main compartment is ventilated on both sides
- Retractable push button handle for ease of movement
- Durable reinforced handles
- Oversized rolling wheels
- Cinch straps to compress bag height
- 1200D Ballistic polyester shell, 210D polyester lining
- Durable molded base
- Standard dimensions: 37" (l) x 16.75" (w) x 17.75" (h)
- Metric dimensions: 93.38 cm (l) x 42.5 cm (w) x 45 cm (h)



GRAY/BLACK
3512-0259

CIRCUIT BAG

FEATURES:

- TPR ventilation throughout
- PU Backed boot compartment for durability & cleaning
- Micro fleece lined helmet & goggle pocket
- Roll-out changing mat
- Mesh pockets along both sides of main compartment
- Large main compartment is ventilated on both sides
- Durable reinforced handles
- Adjustable padded shoulder strap
- 1200D Ballistic polyester shell, 210D polyester lining
- Durable base
- Standard dimensions: 33" (l) x 15" (w) x 16.5" (h)
- Metric dimensions: 84 cm (l) x 38 cm (w) x 42 cm (h)



GRAY/BLACK
3512-0258



HELMET BAG

FEATURES:

- Micro fleece lined helmet bag
- Double stitched reinforced handle
- Ventilation holes promote airflow and decrease odor
- 1200D ballistic polyester shell
- Standard dimensions: 16" (l) x 10" (w) x 12" (h)
- Metric dimensions: 140.64 cm (l) x 25.4 cm (w) x 30.5 cm (h)



GRAY/BLACK
3514-0039

GOGGLE BAG

FEATURES:

- Easily stores four goggles between adjustable foam padded inserts
- Additional pockets to hold extra lenses, tear-offs, rolls of film and accessories
- Double stitched reinforced handle
- 1200D ballistic polyester shell with nylon support piece that provides structure
- Stress free way to organize your eyewear
- Standard dimensions: 16" (l) x 9.5" (w) x 4.5" (h)
- Metric dimensions: 40.64 cm (l) x 24.13 cm (w) x 11.43 cm (h)



GRAY/BLACK
3512-0285

SLAM BACKPACK

FEATURES:

- Large main compartment with padded laptop sleeve
- Micro fleece lined glasses/media pocket
- Internal mesh pocket
- Reverse face YKK® water resistant zip on front
- Adjustable front sliding closure
- THOR reflective logo
- 1200D Ballistic polyester/600D with PU coating throughout
- Standard dimensions: 19" (l) x 11" (w) x 7" (d)
- Metric dimensions: 48.26 cm (l) x 28 cm (w) x 18 cm (d)



GRAY/BLACK
3517-0443



A person's arm and shoulder in a black t-shirt are visible on the left side of the frame. The background is a blurred, dark grey or black gradient. The word "CASUALS" is written in large, bold, white capital letters across the center of the image.

CASUALS

TRACKSIDE APPAREL AND ACCESSORIES THAT FEEL AND LOOK GOOD



STAR SOFT SHELL JACKET

- FEATURES:**
- Water resistant polyester shell with fleece interior
 - Adjustable cuff closures
 - Barrel lock hood and bottom adjusters
 - Two front hand zipper pockets
 - Front chest pocket with media port
 - High density screen print graphics



BLUE						
SIZE	S	M	L	XL	2XL	
2920-	0683	0684	0685	0686	0687	

STAR CHEVRON ZIP-UP

Midweight 80% cotton, 20% poly zip-up hooded sweatshirt with screen printed graphics on front left chest and back.



BLACK						
SIZE	S	M	L	XL	2XL	
3050-	5315	5316	5317	5318	5319	

NAVY						
SIZE	S	M	L	XL	2XL	
3050-	5320	5321	5322	5323	5324	

STAR UNITE TEE

100% cotton or 90% cotton, 10% polyester (Heather Gray) tee shirt with screen printed graphic on front chest.



HEATHER GRAY						
SIZE	S	M	L	XL	2XL	
3030-	19298	19299	19300	19301	19302	

NAVY						
SIZE	S	M	L	XL	2XL	
3030-	19303	19304	19305	19306	19307	

STAR CHEVRON TEE

100% cotton tee shirt with screen printed graphics on front chest and back.



BLACK						
SIZE	S	M	L	XL	2XL	
3030-	19293	19294	19295	19296	19297	

STAR SNAPBACK

Six panel classic fit flat bill Flexfit™ adjustable snapback with woven patch.



BLACK
2501-3403

SOFT SHELL JACKET

FEATURES:

- Water resistant polyester shell with fleece interior
- Adjustable cuff closures
- Barrel lock hood and bottom adjusters
- Two front hand zipper pockets
- Front chest pocket with media port
- High density screen print graphic



BLACK

SIZE	S	M	L	XL	2XL
2920-	0678	0679	0680	0681	0682

DIVISION WINDBREAKER

FEATURES:

- Lightweight hooded windbreaker
- 100% nylon shell
- 100% polyester lining
- Drawstring cinches on hood
- Screen printed graphics
- Zip-up front
- Dual side pockets



BLACK/CHARCOAL

SIZE	S	M	L	XL	2XL
3001-	1290	1291	1292	1293	1294

CHECKERS ZIP-UP

Midweight 80% cotton, 20% polyester or 52% cotton, 48% polyester (Dark Heather Gray) zip-up hooded sweatshirt with screen printed graphics.



DARK HEATHER GRAY

SIZE	S	M	L	XL	2XL
3050-	5820	5821	5822	5823	5824



BLACK

SIZE	S	M	L	XL	2XL
3050	5815	5816	5817	5818	5819

METAL PULLOVER

Midweight 80% cotton, 20% polyester hooded sweatshirt with screen printed graphics on front and back.



BLACK						
SIZE	S	M	L	XL	2XL	
3050-	5825	5826	5827	5828	5829	

CRAFTED PULLOVER

Heavyweight 80% cotton, 20% polyester hooded sweatshirt with screen printed graphic on front.



FORREST CAMO						
SIZE	S	M	L	XL	2XL	
3050-	5463	5464	5465	5466	5467	

BLACK						
SIZE	S	M	L	XL	2XL	
3050-	5468	5469	5470	5471	5472	

LOUD POLO

100% polyester performance knit polo shirt with screen printed logo.



BLACK						
SIZE	S	M	L	XL	2XL	
3040-	2618	2619	2620	2621	2622	

STANDARD WORK SHIRT

65% polyester, 35% cotton button up work shirt with embroidered patch.



BLACK						
SIZE	S	M	L	XL	2XL	
3040-	2613	2614	2615	2616	2617	

DIVISION TEE

100% cotton tee shirt with screen printed logo graphics.



STEEL BLUE

SIZE	S	M	L	XL	2XL
3030-	21031	21032	21033	21034	21035

BLACK

SIZE	S	M	L	XL	2XL
3030-	21026	21027	21028	21029	21030

UNITED TEE

100% cotton, or 90% cotton, 10% polyester (Heather Gray) tee shirt with screen printed graphics.



HEATHER GRAY

SIZE	S	M	L	XL	2XL	3XL	4XL	5XL
3030-	21059	21060	21061	21062	21063	21064	21065	21066

BLACK

SIZE	S	M	L	XL	2XL	3XL	4XL	5XL
3030-	21051	21052	21053	21054	21055	21056	21057	21058

LOUD 2 TEE

100% cotton, or 90% cotton, 10% polyester (Heather Gray) tee shirt with screen printed graphics.



BLACK/CAMO

SIZE	S	M	L	XL	2XL	3XL	4XL	5XL
3030-	18353	18354	18355	18356	18357	18358	21024	21025

HEATHER/CAMO

SIZE	S	M	L	XL	2XL	3XL	4XL	5XL
3030-	18347	18348	18349	18350	18351	18352	21022	21023

BLACK

SIZE	S	M	L	XL	2XL	3XL	4XL	5XL
3030-	18323	18324	18325	18326	18327	18328	21014	21015

ROYAL

SIZE	S	M	L	XL	2XL	3XL	4XL	5XL
3030-	18329	18330	18331	18332	18333	18334	21016	21017

RED

SIZE	S	M	L	XL	2XL	3XL	4XL	5XL
3030-	18335	18336	18337	18338	18339	18340	21018	21019

NAVY

SIZE	S	M	L	XL	2XL	3XL	4XL	5XL
3030-	18341	18342	18343	18344	18345	18346	21020	21021

PRIME TEE

100% cotton tee shirt with screen printed logo graphics.



HEATHER GRAY						
SIZE	S	M	L	XL	2XL	
3030-	21041	21042	21043	21044	21045	

MOSS						
SIZE	S	M	L	XL	2XL	
3030-	21036	21037	21038	21039	21040	

BLACK						
SIZE	S	M	L	XL	2XL	
3030-	21046	21047	21048	21049	21050	

BOLT TEE

100% cotton tee shirt with screen printed logo graphics.



BLACK						
SIZE	S	M	L	XL	2XL	
3030-	21100	21101	21102	21103	21104	

CREAM						
SIZE	S	M	L	XL	2XL	
3030-	21105	21106	21107	21108	21109	

ICON TEE

50% cotton, 50% polyester tee shirt with screen printed graphics.



DARK HEATHER GRAY						
SIZE	S	M	L	XL	2XL	
3030-	21140	21141	21142	21143	21144	

OLIVE HEATHER						
SIZE	S	M	L	XL	2XL	
3030-	21145	21146	21147	21148	21149	

CHEV TEE

50% cotton, 50% polyester tee shirt with screen printed logo graphics.

CHECKERS TEE

100% cotton tee shirt with screen printed logo graphics.



OATMEAL						
SIZE	S	M	L	XL	2XL	
3030-	21115	21116	21117	21118	21119	

BLACK						
SIZE	S	M	L	XL	2XL	
3030-	21110	21111	21112	21113	21114	

METAL TEE

100% cotton tee shirt with screen printed logo graphics.



BLACK						
SIZE	S	M	L	XL	2XL	
3030-	21150	21151	21152	21153	21154	

CREAM						
SIZE	S	M	L	XL	2XL	
3030-	21155	21156	21157	21158	21159	

EL GATO TEE

50% cotton, 50% polyester tee shirt with screen printed logo graphics.



BRICK HEATHER						
SIZE	S	M	L	XL	2XL	
3030-	21135	21136	21137	21138	21139	

BLACK						
SIZE	S	M	L	XL	2XL	
3030-	21130	21132	21133	21134	21135	

CHECKERS SNAPBACK

Six panel mesh backed snapback with woven patch.



BLACK/CHARCOAL
2501-3672

NAVY/WHITE
2501-3674

GRAY/WHITE
2501-3673

ICONIC FITTED

Six panel Flexfit™ curved bill hat with embroidered icon.



BLACK
SIZE S/M L/XL
2501- 3237 3241

CAMO
SIZE S/M L/XL
2501- 3238 3242

CHEVRON SNAPBACK

Six panel Flexfit™ snapback with woven patch.



BLACK/MILITARY GREEN
2501-3438

BLACK
2501-3437

SEAL SNAPBACK

Six panel snapback with woven patch.



BLACK
2501-3677

PRIME FITTED

Performance Flexfit™ hat with laser logo cut side ventilation.



GRAY
SIZE S/M L/XL
2501- 3240 3244

BLACK
SIZE S/M L/XL
2501- 3239 3243

PATRIOT SNAPBACK

Six panel archie style snapback with woven patch.



BURGUNDY
2501-3234

NAVY
2501-3233

CAMO SNAPBACK

Six panel Flexfit™ snapback with woven patch.



CAMO/BLACK
2501-3676

CHECKER BEANIE

Loose knit acrylic beanie with woven label.



BLACK
2501-3680

GRAY
2501-3681

WOMEN'S CRAFTED PULLOVER

Lightweight 80% cotton, 20% polyester, or 52% cotton, 48 % polyester (Camo) hooded sweatshirt with screen printed graphics.



CHARCOAL

SIZE	S	M	L	XL
3051-	1131	1132	1133	1134

CAMO

SIZE	S	M	L	XL
3051-	1135	1136	1137	1138

WOMEN'S ROCKER TANK

Lightweight 65% cotton, 35% polyester tank top with screen printed graphics.



BLACK

SIZE	S	M	L	XL
3032-	3416	3417	3418	3419

STONEWASH GREEN

SIZE	S	M	L	XL
3032-	3420	3421	3422	3423

WOMEN'S METAL CROP TEE

Lightweight 65% cotton, 35% polyester crop top tee shirt with screen printed logo graphics.



BLACK

SIZE	S	M	L	XL
3031-	4004	4005	4006	4007

WHITE

SIZE	S	M	L	XL
3031-	4000	4001	4002	4003

WOMEN'S CHECKERS TEE

100% cotton women's wide neck tee shirt with screen printed logo graphics.



BLACK

SIZE	S	M	L	XL
3031-	3992	3993	3994	3995

HEATHER GRAY

SIZE	S	M	L	XL
3031-	3996	3997	3998	3999

WOMEN'S LOUD 2 TEE

100% cotton women's tee shirt with screen printed logo graphic.



LIGHT BLUE

SIZE	S	M	L	XL
3031-	3718	3719	3720	3721

PINK

SIZE	S	M	L	XL
3031-	3870	3871	3872	3873

HEATHER GRAY

SIZE	S	M	L	XL
3031-	3714	3715	3716	3717

BLACK

SIZE	S	M	L	XL
3031-	3866	3867	3868	3869

YOUTH METAL PULLOVER

Lightweight 80% cotton, 20% polyester hooded pullover with screen printed logo graphics.



BLACK

SIZE	S	M	L	XL
3052-	0621	0622	0623	0624

MILITARY GREEN

SIZE	S	M	L	XL
3052-	0625	0626	0627	0628

YOUTH CRAFTED PULLOVER

Midweight 80% cotton, 20% polyester hooded pullover sweatshirt with screen printed graphics.



BLACK

SIZE	S	M	L	XL
3052-	0599	0600	0601	0602

CAMO

SIZE	S	M	L	XL
3052-	0603	0604	0605	0606

YOUTH CHECKERS TEE

60% cotton, 40% polyester tee shirt with screen printed logo graphics.



BLACK

SIZE	XS	S	M	L	XL
3032-	3466	3467	3468	3469	3470

CHARCOAL

SIZE	XS	S	M	L	XL
3032-	3471	3472	3473	3474	3475

YOUTH BOLT TEE

60% cotton, 40% polyester tee shirt with screen printed logo graphics.



BLACK

SIZE	XS	S	M	L	XL
3032-	3436	3437	3438	3439	3440

NAVY

SIZE	XS	S	M	L	XL
3032-	3441	3442	3443	3444	3445

YOUTH PRIME TEE

60% cotton, 40% polyester tee shirt with screen printed logo graphics.



BLACK

SIZE	XS	S	M	L	XL
3032-	3408	3409	3410	3411	3412

BLUE

SIZE	XS	S	M	L	XL
3032-	3398	3399	3400	3401	3402

HEATHER GRAY

SIZE	XS	S	M	L	XL
3032-	3403	3404	3405	3406	3407

YOUTH METAL TEE

60% cotton, 40% polyester tee shirt with screen printed logo graphics.



BLACK

SIZE	XS	S	M	L	XL
3032-	3456	3457	3458	3459	3460

HEATHER GRAY

SIZE	XS	S	M	L	XL
3032-	3461	3462	3463	3464	3465

YOUTH EL GATO TEE

60% cotton, 40% polyester tee shirt with screen printed logo graphics.



BLACK					
SIZE	XS	S	M	L	XL
3032-	3446	3447	3448	3449	3450

MILITARY GREEN					
SIZE	XS	S	M	L	XL
3032-	3451	3452	3453	3454	3455

YOUTH LOUD 2 TEE

60% cotton, 40% polyester tee shirt with screen printed logo graphics.



BLACK					
SIZE	XS	S	M	L	XL
3032-	3066	3067	3068	3069	3070

HEATHER GRAY/CAMO					
SIZE	XS	S	M	L	XL
3032-	3081	3082	3083	3084	3085

RED					
SIZE	XS	S	M	L	XL
3032-	3071	3072	3073	3074	3075

ROYAL					
SIZE	XS	S	M	L	XL
3032-	3076	3077	3078	3079	3080

YOUTH GIRL'S METAL TEE

100% cotton tee shirt with screen printed logo graphics.



HEATHER GRAY					
SIZE	XS	S	M	L	XL
3032-	3486	3487	3488	3489	3490

LIGHT PINK					
SIZE	XS	S	M	L	XL
3032-	3491	3492	3493	3494	3495

YOUTH GIRL'S CHECKERS TEE

100% cotton tee shirt with screen printed logo graphics.



BLACK					
SIZE	XS	S	M	L	XL
3032-	3476	3477	3478	3479	3480

HEATHER GRAY					
SIZE	XS	S	M	L	XL
3032-	3481	3482	3483	3484	3485

YOUTH GIRL'S CRAFTED PULLOVER

55% cotton, 45% polyester hooded pullover sweatshirt with screen printed graphics.



CHARCOAL				
SIZE	S	M	L	XL
3052-	0607	0608	0609	0610

BOY'S TODDLER LOUD 2 TEE

100% cotton toddler tee shirt with screen printed logo graphics.



BLACK				RED				HEATHER GRAY/CAMO				ROYAL			
SIZE	2T	3T	4T	SIZE	2T	3T	4T	SIZE	2T	3T	4T	SIZE	2T	3T	4T
3032-	3096	3097	3098	3032-	3099	3100	3101	3032-	3105	3106	3107	3032-	3102	3103	3104

BOY'S TODDLER METAL TEE

100% cotton tee shirt with screen printed logo graphics.



HEATHER GRAY				BLACK			
SIZE	2T	3T	4T	SIZE	2T	3T	4T
3032-	3433	3434	3435	3032-	3430	3431	3432

BOY'S TODDLER CHECKER TEE

100% cotton tee shirt with screen printed logo graphics.



BLACK				ROYAL			
SIZE	2T	3T	4T	SIZE	2T	3T	4T
3032-	3424	3425	3426	3032-	3427	3428	3429

INFANT MX SUPERMINI

100% cotton infant supermini with screen printed graphics.



BLACK					MINT				
SIZE	0-6	6-12	12-18	18-24	SIZE	0-6	6-12	12-18	18-24
3032-	3298	3299	3300	3301	3032-	3302	3303	3304	3305

INFANT HEADCHECKED SUPERMINI

60% cotton, 40% polyester or 100% cotton (Royal) infant supermini with screen printed graphics.



ROYAL					PINK				
SIZE	0-6	6-12	12-18	18-24	SIZE	0-6	6-12	12-18	18-24
3032-	3314	3315	3316	3317	3032-	3310	3311	3312	3313

BLACK/WHITE				
SIZE	0-6	6-12	12-18	18-24
3032-	3306	3307	3308	3309

BIKE TRIM DECAL PACK

2 pack of 9.5" x 13" decal sheets.



BLACK & WHITE (2 PACK)
4320-2027

JERSEY ID KIT

Get the factory look on your jersey with our Jersey I.D kit. Iron-on transfer letters and numbers in black, white and gray to show on any color.



BLACK/WHITE/GRAY
2950-0040

DIE CUT DECALS

6 packs (3 black, 3 white) of die cut stickers in 9", 5", 3" lengths.



9" (3 WHITE, 3 BLACK)
4320-2030



5" (3 WHITE, 3 BLACK)
4320-2031



3" (3 WHITE, 3 BLACK)
4320-2032

DECAL SHEETS

9.5" x 13" decal sheets.



CORPO
4320-2025

HERITAGE
4320-1572

RACE
4320-2181

VEHICLE DECALS

Die-cut vehicle decals for trailers and windshields.



36" TRAILER DECAL (BLACK)
4320-2029



20" WINDSHIELD DECAL (WHITE)
4320-2028

THOR BANNER

8' x 3' vinyl banner with black metal grommets.



YELLOW BLACK
9905-0048

WATER BOTTLE

21 oz. / 620 ml plastic water bottle.



BLACK/YELLOW
9501-0221

TUMBLER

17 oz. / 500 ml stainless steel tumbler.



STAINLESS
9501-0222

HITCH COVER

Steel hitch cover.



BLACK/WHITE
9905-0164

BIKE PIT MAT


Anti-slip, UV protected woven multi-layered, easy to clean bike mat with rubberized bottom to prevent sliding. Dimensions: 31.5" (80 cm) w x 78.75" (200 cm) h.



BLACK
9905-0111

DOOR MAT

Anti-slip, UV protected woven multi-layered door mat with rubberized bottom to prevent sliding. Dimensions: 39" (99 cm) w x 31" (79 cm) h



BLACK
9905-0110

TRACK CANOPY

Stay cool track-side with the 10' x 10' (3 m x 3 m) collapsible canopy. Quick release folding frame, makes for fast and easy set up and take down.



BLACK/YELLOW
4030-0026

UMBRELLA

60" diameter umbrella with push button open and graphite shaft for strength.



BLACK/WHITE
9501-0223

LANYARD

Sublimated nylon lanyard with metal flashing hook.



BLACK
9501-0148

REPLACEMENT CANOPY

Replacement canopy for our track canopy.



BLACK/YELLOW
4030-0027





Hallman

2022 COLLECTION



MIX & MATCH

HALLMAN JERSEY AND PANT COMBOS

They say variety is the spice of life so spice up your moto gear with some Hallman Jersey and Pant combos. Designed to mix and match, every Hallman Jersey matches up with either the new Differ Pant or the original Legend Pant.

DIFFER JERSEY

FEATURES:

- Set in style sleeves for a versatile fit
- Moisture wicking material keeps you dry
- 4-way stretch panels in cuffs and collar
- No-fade sublimated graphics
- Heat transfer neck label



CHEQ - BLACK/WHITE

SIZE	S	M	L	XL	2XL	3XL
2910-	6582	6583	6584	6585	6586	6608



CHEQ - YELLOW/BLACK

SIZE	S	M	L	XL	2XL	3XL
2910-	6587	6588	6589	6590	6591	6609



CHEQ - WHITE/RED/BLUE

SIZE	S	M	L	XL	2XL	3XL
2910-	6577	6578	6579	6580	6581	6607



DRAFT - BLACK/LATTE

SIZE	S	M	L	XL	2XL	3XL
2910-	6592	6593	6594	6595	6596	6610



DRAFT - BLACK/WHITE

SIZE	S	M	L	XL	2XL	3XL
2910-	6597	6598	6599	6600	6601	6611



DRAFT - WHITE/RED/NAVY

SIZE	S	M	L	XL	2XL	3XL
2910-	6602	6603	6604	6605	6606	6612

HOPETOWN JERSEY

FEATURES:

- Set in style sleeves for a versatile fit
- Moisture wicking material keeps you dry
- 4-way stretch panels in cuffs and collar
- No-fade sublimated graphics
- Heat transfer neck label
- American flag patch on left upper arm
- Embossed Hallman leather patch



BLACK							
SIZE	S	M	L	XL	2XL	3XL	
2910-	4720	4721	4722	4723	4724	4725	



ARMY/BLACK							
SIZE	S	M	L	XL	2XL	3XL	
2910-	6571	6572	6573	6574	6575	6576	

GP JERSEY

FEATURES:

- 100% cotton dyed fabric
- Vintage inspired long sleeve jersey
- Elastic cuff and collar
- Screen printed graphics
- Embossed Hallman leather patch
- Flat-lock seams at chest and arm hole
- Heat transfer neck label



MIDNIGHT						
SIZE	S	M	L	XL	2XL	
3030-	17927	17928	17929	17930	17931	



VINTAGE WHITE							
SIZE	S	M	L	XL	2XL	3XL	
3030-	17921	17922	17923	17924	17925	17926	

TAP'D AIR JERSEY

FEATURES:

- Polyester mesh main fabric for air flow
- Set in style sleeves for a versatile fit
- Moisture wicking material keeps you dry
- 4-way stretch panels in cuffs and collar
- No-fade sublimated graphics
- Heat transfer neck label
- Vintage woven stripes on sleeves



BLACK/ORANGE

SIZE	S	M	L	XL	2XL	3XL
2910-	6222	6223	6224	6225	6226	6227



RED/WHITE/BLUE

SIZE	S	M	L	XL	2XL	3XL
2910-	6228	6229	6230	6231	6232	6233



DIFFER PANT

FEATURES:

- Designed to offer the optimal balance between mobility and durability
- Constructed with 600D polyester in high wear zones
- In-Motion panels improve flexibility and durability throughout
- Durable nylon saddle construction
- Full grain leather inner knee panels for optimal grip and durability
- Durable stitching throughout
- Laser cut ventilation
- Mesh lower leg paneling
- Dual side cinch system for precise waist adjustment
- Button and zipper closure
- Pre-curved chassis design assumes active riding position
- Athletic mesh comfort liner



CHEQ - BLACK/WHITE

SIZE	28	30	32	34	36	38	40	42	44
2901-	9516	9517	9518	9519	9520	9521	9522	9523	9524

LEGEND PANT

FEATURES:

- Vintage style sewn on graphics
- Pre-curved Rapid-Flex™ knee for maximum comfort
- Adjustable hip side cinches
- Ratchet style closure
- Double and triple stitching for durability
- Abrasion tolerant materials
- Full grain leather knee panels
- Athletic mesh liner
- Interior hip pocket



BLACK

SIZE	28	30	32	34	36	38	40	42	44
2901-	7753	7754	7755	7756	7757	7758	7759	7760	7761

TAN

SIZE	28	30	32	34	36	38	40	42	44
2901-	7993	7994	7995	7996	7997	7998	7999	8000	8001

HALLMAN COMBAT GOGGLE



FEATURES:

- Drilled frame ports for increased ventilation and fog resistance
- Anti-fog, scratch resistant lens with UV protection
- Clear lens mounted (Replacement lenses available)
- Dual post tear-off system ready (Tear-off packs available)
- Single layer 12mm face foam for secure seal
- Adjustable woven strap with silicone grip for secure fit
- Plush goggle bag included for safe storage
- Supports Total Vision System (Sold separately)
- Tested and certified according to European Standard EN 1938:2010



BLACK
2601-2710

LENSES AND TEAR-OFFS:



CLEAR
2602-0589



BLUE
2602-0590



YELLOW
2602-0591



SMOKE
2602-0592



MIRRORED
2602-0593



MIRROR/LIME
2602-0594



IRIDIUM
2602-0595



TEAR-OFFS
CLEAR (10 PACK) 2602-0612
LAMINATED (14 PACK) 2602-0613

MAINSTAY GLOVE

FEATURES:

- Silicone treated fingertips for improved lever control
- Hook and loop wrist closure
- Perforated Clarino® palm
- Minimalist chassis design
- Wrapped inner-thumb for durability
- Athlete inspired fit and function



(SOLD AS PAIR)

YELLOW/CHECKER

SIZE	XS	S	M	L	XL	2XL
3330-	6540	6541	6542	6543	6544	6545



MIDNIGHT/WHITE

SIZE	XS	S	M	L	XL	2XL
3330-	6534	6535	6536	6537	6538	6539



BLACK

SIZE	XS	S	M	L	XL	2XL
3330-	6528	6529	6530	6531	6532	6533



WHITE

SIZE	XS	S	M	L	XL	2XL
3330-	6546	6547	6548	6549	6550	6551

DIGIT GLOVE

FEATURES:

- Vintage inspired MX glove
- Vented goat skin panel and foam knuckle guards
- 4-way stretch mesh panels allow full range of motion
- Vented mesh backhand and perforated palms
- Hook and loop wrist closure for secure and custom fit
- Silicone treated finger tips for improved lever control
- Single-layer synthetic leather palm



BLACK/WHITE							
SIZE	XS	S	M	L	XL	2XL	
3330-	6764	6765	6766	6767	6768	6769	



WHITE/NAVY							
SIZE	XS	S	M	L	XL	2XL	
3330-	6770	6771	6772	6773	6774	6775	



BLACK/YELLOW							
SIZE	XS	S	M	L	XL	2XL	
3330-	6776	6777	6778	6779	6780	6781	



WHITE/RED							
SIZE	XS	S	M	L	XL	2XL	
3330-	6782	6783	6784	6785	6786	6787	



GP GLOVE

Designed with authentic Hallman style, built for the street. The GP glove uses premium leather construction with strategically placed reinforcements to provide comfort and performance on the road. A true modern classic, the GP glove delivers best in style and function.

FEATURES:

- Vintage inspired design
- Vented premium grade cow leather construction
- Double layer palm overlay for a satisfied grip
- Perforated top hand with internal mesh promotes airflow
- Touch screen compatible thumb and index finger
- Leather re-enforced top of fingers add coverage and durability
- Hook and Loop wrist closure for secure fastening and custom fit



BLACK					
SIZE	S	M	L	XL	2XL
3330-	6048	6049	6050	6051	6052

GP JACKET

FEATURES:

- Vintage inspired design
- Classic fit with ride function
- Premium 2-way stretch Cordura® denim, with black satin lining
- Removable zip off hood with cord lock adjuster
- Micro fleece lined extended collar for increased coverage
- Quilted, insulated removable vest liner
- Front zipper closure with button snap cover
- Interior jacket pockets accessible through vest liner
- Two interior chest pockets
- Adjustable wrist closure
- Full back vent with cover flap
- Brass Hallman branded buttons
- Two front hand pockets with zipper closure
- Hallman branded zipper pulls
- YKK zippers throughout



DENIM					
SIZE	S	M	L	XL	2XL
2920-	0631	0632	0633	0634	0635

TORSTEN WINDBREAKER

Lightweight hooded windbreaker with 100% nylon shell and 100% polyester lining.



NAVY/OLIVE						
SIZE	S	M	L	XL	2XL	
3001-	1188	1189	1190	1191	1192	

DRAFT HOODY

Midweight 80% cotton, 20% polyester, or 52% cotton, 48% polyester (Dark Heather Gray) hooded sweatshirt with screen printed graphics.



DARK HEATHER GRAY						
SIZE	S	M	L	XL	2XL	
3050-	5810	5811	5812	5813	5814	

BLACK						
SIZE	S	M	L	XL	2XL	
3050-	5805	5806	5807	5808	5809	

DEPT. ZIP-UP

Midweight 80% cotton, 20% polyester hooded zip-up sweatshirt with screen printed graphics.



BLACK						
SIZE	S	M	L	XL	2XL	
3050-	5483	5484	5485	5486	5487	

76 LONGSLEEVE

100% cotton long-sleeve tee shirt with graphic print chest and right arm.



BLACK						
SIZE	S	M	L	XL	2XL	
3030-	19645	19646	19647	19648	19649	

DRAFT TEE

50% cotton, 50% polyester tee shirt with screen printed graphics on front and back.



NAVY HEATHER

SIZE	S	M	L	XL	2XL
3030-	21207	21208	21209	21210	21211

DARK HEATHER GRAY

SIZE	S	M	L	XL	2XL
3030-	21202	21203	21204	21205	21206

CHAMP TEE

100% cotton tee shirt with screen printed graphics on front and back.



CREAM

SIZE	S	M	L	XL	2XL
3030-	21192	21193	21194	21195	21196

MAROON

SIZE	S	M	L	XL	2XL
3030-	21197	21198	21199	21200	21201

THE GOODS TEE

50% cotton, 50% polyester tee shirt with screen printed graphics on front and back.



OLIVE HEATHER

SIZE	S	M	L	XL	2XL
3030-	21217	21218	21219	21220	21221

BLACK

SIZE	S	M	L	XL	2XL
3030-	21212	21213	21214	21215	21216

USA TEE

100% cotton or 90% cotton, 10% polyester (Heather Gray) tee shirt with screen printed graphic.



BLACK

SIZE	S	M	L	XL	2XL
3030-	21222	21223	21224	21225	21226

HEATHER GRAY

SIZE	S	M	L	XL	2XL
3030-	21227	21228	21229	21230	21231

HL500 TEE

50% cotton, 50% polyester tee shirt with screen printed artwork on front chest.



BLACK HEATHER					
SIZE	S	M	L	XL	2XL
3030-	19586	19587	19588	19589	19590

TRES TEE

100% cotton tee shirt with graphic screen print on front chest.



BLACK					
SIZE	S	M	L	XL	2XL
3030-	19596	19597	19598	19599	19600

EL SINORE TEE

100% cotton tee shirt with screen printed artwork on front chest.



BLACK					
SIZE	S	M	L	XL	2XL
3030-	18493	18494	18495	18496	18497

HUSKY TEE

52% cotton 48% polyester tee shirt with screen printed artwork on front chest.



GRAY					
SIZE	S	M	L	XL	2XL
3030-	16240	16241	16242	16243	16244

ORIGINAL TEE

100% cotton tee shirt with screen printed logo on front and back.



BLACK					
SIZE	S	M	L	XL	2XL
3030-	16250	16251	16252	16253	16254

WOMEN'S CHAMP TEE

Women's lightweight 100% cotton tee shirt with screen printed graphics.



BLACK				
SIZE	S	M	L	XL
3031-	4008	4009	4010	4011

IVORY				
SIZE	S	M	L	XL
3031-	4012	4013	4014	4015

WOMEN'S ORIGINAL TEE

Women's premium fit 100% cotton tee shirt with screen printed logo on front chest.



BLACK				
SIZE	S	M	L	XL
3031-	3702	3703	3704	3705

WOMEN'S THE GOODS CROP TOP

Women's ultra soft 65% cotton 35% polyester crop to with screen printed graphic on front.



ASH				
SIZE	S	M	L	XL
3031-	4020	4021	4022	4023

BLACK				
SIZE	S	M	L	XL
3031-	4016	4017	4018	4019

TRIED & TRUE SNAPBACK

Five panel unstructured hat with screen printed artwork.



BLACK
2501-3678

WINE
2501-3679

TRES TRUCKER

Five panel mesh back trucker snapback with woven label.



BLACK
2501-3441

USA SNAPBACK

Five panel snapback with embroidered artwork.



NAVY
2501-3675

DEPT. SNAPBACK

Five panel snapback with embroidered patch.



CAMO
2501-3439

SAILOR BEANIE

Loose knit acrylic beanie with woven label.



BLACK
2501-3682

GRAY
2501-3683

ORIGINAL STICKER PACK


Six pack of Hallman stickers- 3 black, 3 white.



6 PACK
4320-2460

USA STICKER PACK

Six pack of Hallman stickers- 3 black, 3 white.



6 PACK
4320-2457

HALLMAN STICKER PACK

Six pack of Hallman stickers.



6 PACK
4320-2459

THE GOODS STICKER PACK

Six pack of Hallman stickers- 3 black, 3 white.



6 PACK
4320-2459

ORIGINAL DIE-CUT

Black and white 2 pack of 7" die-cut decals.



2 PACK
4320-2458

DECAL SHEET

9.5" x 13" decal sheet with various Hallman and THOR logos.



DECAL SHEET
4320-2182

BIKE PIT MAT

Anti-slip, UV protected woven multi-layered, easy to clean bike mat with rubberized bottom to prevent sliding. Dimensions: 31.5" (80 cm) w x 78.75" (200 cm) h.



BLACK
9905-0113

DOOR MAT

Anti-slip, UV protected woven multi-layered door mat with rubberized bottom to prevent sliding. Dimensions: 39" (99 cm) w x 31" (79 cm) h



BLACK
9905-0112

REFLEX HELMET SPARE PARTS



VISOR KITS:

COLOR		O/S
BLACKOUT	0132-	1446
ACCEL	0132-	1447
APEX RED/WHITE/BLUE	0132-	1448
APEX ACID/GRAY	0132-	1449
POLAR CARBON	0132-	1450
CAST	0132-	1464
CUBE BLACK/MINT	0132-	1535
CUBE RED/BLACK	0132-	1536
CUBE GRAY/ORANGE	0132-	1537
THEORY MULTI	0132-	1538



LINERS:

COLOR		XS	S	M	L	XL	2XL
GRAY	0134-	2816	2817	2818	2819	2820	2821
RED	0134-	2822	2823	2824	2825	2826	2827



CHEEK PADS:

COLOR		XS	S	M	L	XL	2XL
GRAY	0134-	2828	2829	2830	2831	2832	2833
RED	0134-	2834	2835	2836	2837	2838	2839

ADULT SECTOR HELMET SPARE PARTS



VISOR KITS:

COLOR		O/S
RUNNER RED/BLUE	0132-	1519
RUNNER GRAY/TEAL	0132-	1520
RUNNER NAVY/WHITE	0132-	1521
RUNNER BLACK/WHITE	0132-	1522
CHEV RED/NAVY	0132-	1529
CHEV BLUE/LIGHT GRAY	0132-	1530
CHEV CHARCOAL/ORANGE	0132-	1531
CHEV GRAY/BLACK	0132-	1532
BIRDROCK BLACK/WHITE	0132-	1533
BIRDROCK GRAY/ACID	0132-	1534

COLOR		O/S
FADER ORANGE/MIDNIGHT	0132-	1430
FADER BLACK/WHITE	0132-	1431
FADER BLUE/BLACK	0132-	1432
FADER RED/BLACK	0132-	1433
FADER ACID/TEAL	0132-	1434
BLACKOUT	0132-	1223



LINERS:

COLOR		XS	S	M	L	XL	2XL	3XL	4XL
BLACK/GRAY	0134-	2265	2266	2267	2268	2269	2270	2622	2623



CHEEK PADS:

COLOR		XS	S	M	L	XL	2XL	3XL	4XL
BLACK/GRAY	0134-	2271	2272	2273	2274	2275	2276	2624	2625

YOUTH SECTOR HELMET SPARE PARTS

YOUTH VISOR KITS:

COLOR		O/S
SOLID BLACK	0132-	1214
CHEV RED/NAVY	0132-	1525
CHEV BLUE/LIGHT GRAY	0132-	1526
CHEV CHARCOAL/ORANGE	0132-	1527
CHEV GRAY/BLACK	0132-	1528
SPLIT CHARCOAL/BLACK	0132-	1524
SPLIT BLUE/BLACK	0132-	1523
SPLIT ORANGE/NAVY	0132-	1441
SPLIT ACID/BLACK	0132-	1442
SPLIT WHITE/BLACK	0132-	1443

YOUTH LINERS:

COLOR		S	M	L
BLACK	0134-	2312	2313	2314

YOUTH CHEEK PADS:


COLOR		S	M	L
GRAY	0134-	2309	2310	2311

RADIAL BOOT SPARE PARTS



BUCKLE KITS:

COLOR		PART #
BLACK	3430-	0882
WHITE	3430-	0883
FLO ORANGE/YELLOW	3430-	0884



STRAP KITS:

COLOR		PART #
BLACK	3430-	0885
WHITE	3430-	0886
FLO ORANGE/YELLOW	3430-	0887
RED/BLACK	3430-	0888



OUTSOLES:

COLOR		7-8	9	10	11	12-13	14-15
BLACK	3430-	0889	0890	0891	0892	0893	0894
WHITE	3430-	0895	0896	0897	0898	0899	0900
FLO YELLOW	3430-	0901	0902	0903	0904	0905	0906
BLACK/RED	3430-	0907	0908	0909	0910	0911	0912

BLITZ XP BOOT SPARE PARTS



ADULT BUCKLE KITS:

COLOR		PART #
BLACK	3430-	0850
WHITE	3430-	0851
BLUE	3430-	0852
ORANGE	3430-	0853



WOMEN'S BUCKLE KITS:

COLOR		PART #
PINK	3430-	0859
BLACK	3430-	0860



YOUTH BUCKLE KITS:

COLOR		PART #
BLACK	3430-	0862
WHITE	3430-	0863
BLUE	3430-	0864
ORANGE	3430-	0865



MINI BUCKLE KITS:

COLOR		PART #
MINI	3430-	0866

MINI STRAP KITS:

COLOR		10-13
MINI	3430-	0867



ADULT STRAP KITS:

COLOR		7-9	10-15
BLACK	3430-	0855	0856
WHITE	3430-	0868	0869
BLUE	3430-	0870	0871
ORANGE	3430-	0872	0873
RED/BLACK	3430-	0880	0881



WOMEN'S STRAP KITS:

COLOR		5-8	9-10
PINK	3430-	0857	0858
WHITE	3430-	0874	0875



YOUTH STRAP KITS:

COLOR		1-7
BLACK	3430-	0861
WHITE	3430-	0876
BLUE	3430-	0877
ORANGE	3430-	0878
RED/BLACK	3430-	0879



TOE CAPS:

TYPE		O/S
BLITZ XP ATV	3430-	0849
BLITZ XP	3430-	0854

DISPLAYS

DISPLAY	PART #
THOR CARTON 1 OF 3	9903-0538
THOR CARTON 2 OF 3	9903-0539
THOR CARTON 3 OF 3	9903-0540

DISPLAY	PART #
HELMET HOOK (PAIR)	9903-0541
FACEOUTS (9 PAIR)	9903-0542
THOR SHIRT HANGER (12 PACK)	9903-0592
THOR PANT HANGER (12 PACK)	9903-0593

DISPLAY	PART #
DISPLAY PEGS (7 PAIR)	9903-0543
WATERFALL (14 PAIR)	9903-0544

DISPLAY	PART #
GOGGLE SHELF	9903-0545
HELMET SHELF	9903-0546
BOOT SHELF	9903-0547

SIZE CHARTS

MEN’S JERSEY SIZING

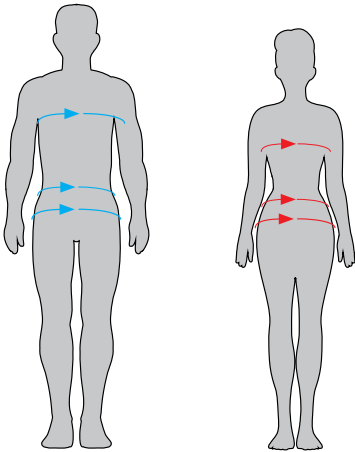
How to measure chest: Measure around fullest part of chest under arms for total chest circumference.

SIZE	S	M	L	XL	2XL	3XL
CHEST (IN)	32"- 34"	35"- 37"	38"- 40"	41"- 43"	44"- 46"	47"- 50"
CHEST (CM)	81-86.5	90-94	96.5-101.5	104-109	112-117	119-127

MEN’S PANT SIZING

How to measure waist: Place tape measure around stomach 2" below top of hip bone and measure total circumference.
How to measure hip: Measure around hip about 8"/20cm below top of hip bone with feet together.

SIZE	28	30	32	34	36	38	40	42	44
WAIST (IN)	30"	32"	34"	36"	38"	40"	42"	44"	46"
HIP (IN)	34"- 35"	36"- 37"	38"- 39"	40"- 41"	42"- 43"	44"- 45"	46"- 47"	48"- 49"	50"- 51"
HIP (CM)	86-89	91-94	97-99	102-104	107-109	112-114	117-119	122-124	127-130



WOMEN’S JERSEY SIZING

How to measure chest: Measure around fullest part of chest under arms for total chest circumference.

SIZE	XS	S	M	L	XL
CHEST (IN)	32" - 33"	34" - 35"	36" - 37"	38" - 40"	41" - 43"
CHEST (CM)	81-84	86-89	91-94	97-102	104-109

WOMEN’S PANT SIZING

How to measure waist: Place tape measure around stomach just above hip.
How to measure hip: Measure around hip about 6-8in/18cm below waistline with feet together.

SIZE	3/4	5/6	7/8	9/10	11/12	13/14
WAIST (IN)	25" - 26"	26" - 27"	27" - 28"	28" - 29.5"	29.5" - 31"	31" - 32.5"
HIP (IN)	35.5" - 36.5"	36.5" - 37.5"	37.5" - 38.5"	38.5" - 40"	40" - 41.5"	41.5" - 43"
HIP (CM)	90-93	93-95	95-98	98-02	102-105	105-109

YOUTH JERSEY SIZING

How to measure chest: Measure around fullest part of chest under arms for total chest circumference.

SIZE	2XS	XS	S	M	L	XL
CHEST (IN)	20" - 21"	22" - 23"	24" - 25"	26" - 27"	28" - 29"	30" - 31"
CHEST (CM)	51-53	56-58	61-64	66-69	71-73	76-79

YOUTH PANT SIZING

How to measure waist: Place tape measure around stomach just above hip.

SIZE	18	20	22	24	26	28
WAIST (IN)	18" - 19"	20" - 21"	22" - 23"	24" - 25"	26" - 27"	28" - 29"
WAIST (CM)	46-48	51-53	56-58	61-64	66-69	71-74

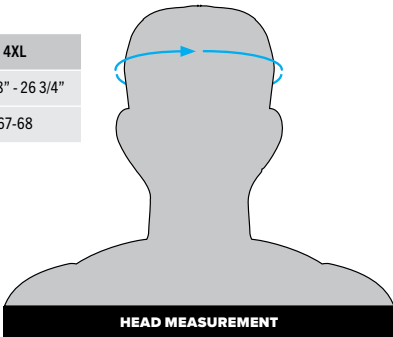
ADULT HELMET SIZING

How to measure head: Wrap a flexible tape measure around your head approximately one inch above the eyebrows and ears.
Use this measurement (in either inches or centimeters) to find your helmet size.

SIZE	XS	S	M	L	XL	2XL	3XL	4XL
INCHES	20 7/8" - 21 1/4"	21 3/8" - 22"	22 1/8" - 22 7/8"	23 1/2" - 23 7/8"	24" - 24 1/2"	24 5/8" - 25 1/2"	25 5/8" - 26"	26 3/8" - 26 3/4"
CM	53-54	55-56	57-58	59-60	61-62	63-64	65-66	67-68

YOUTH HELMET SIZING

SIZE	S	M	L
INCHES	18.5-18.88"	19.25-19.75"	20-20.5"
CM	47-48	49-50	51-52



CHOOSING THE CORRECT HELMET SIZE: Helmet fit is critical to helmet protective performance. The correct helmet size can only be checked and confirmed by physically fitting the helmet to the user. Always try the helmet on in a store, before purchasing it, to be sure you are purchasing the correct sized helmet for you.

HELMET SIZING INFORMATION: To achieve proper helmet fitment, begin by finding your head circumference size using the method described. Remember that the helmet size you choose should fit around the crown of your head comfortably with no pressure points. The cheekpads should fit firmly around your face. Once your chin strap is fastened, grab the chin bar of the helmet and move it side to side. Your cheeks should move with the helmet, which should not slide across your face. Different thickness cheekpads can be purchased to obtain the best fit. Ask your dealer or visit www.thormx.com for more information.

**WARNING**

IMPROPERLY FITTING PRODUCTS COULD CONTRIBUTE TO SERIOUS INJURY OR DEATH.

SIZE CHARTS

QUADRANT ELBOW GUARD SIZING

These measurements serve as a guide for fit. For best results, always try on product when possible.

SIZE	YOUTH (IN)	YOUTH (CM)	ADULT (IN)	ADULT (CM)
LENGTH	10"	25	12"	30
WIDTH	3.5"	9	4.5"	11
ELASTIC (UPPER)	6"	16	13"	34
ELASTIC (LOWER)	5.5"	14	12.5"	32

QUADRANT KNEE GUARD SIZING

These measurements serve as a guide for fit. For best results, always try on product when possible.

SIZE	YOUTH (IN)	YOUTH (CM)	ADULT (IN)	ADULT (CM)
LENGTH	12"	31	17"	44
WIDTH	5"	13	5.5"	14
ELASTIC (UPPER)	9.5"	24	13"	33.5
ELASTIC (LOWER)	8.5"	22	11"	28

GUARDIAN MX, GUARDIAN ROOST DEFLECTOR SIZING

These measurements serve as a guide for fit. For best results, always try on product when possible.

SIZE	YOUTH 2XS/XS	YOUTH 2XS/XS (CM)	YOUTH S/M	YOUTH S/M (CM)	WOMEN'S	WOMENS (CM)	ADULT M/L	ADULT M/L (CM)	ADULT XL/2XL	ADULT XL/2XL (CM)
CHEST	20"-23.5"	50-60	23.5"-27.5"	60-70	33.5"-37.5"	85-95	33.5"-37.5"	85-95	37.5"-41.5"	95-105
CHEST HEIGHT	9"	22.5	10"	25	13"	33	12.5"	32	14"	35.5
BACK HEIGHT	12"	31	13"	33	15"	38	15"	38	17"	44

SECTOR GP & SECTOR KNEE GUARD SIZING

These measurements serve as a guide for fit. For best results, always try on product when possible.

SIZE	YOUTH	YOUTH (CM)	ADULT	ADULT (CM)
LENGTH	12.5"	32	15"	38
ELASTIC (UPPER)	11"	28	12.5"	32
ELASTIC (LOWER)	10"	25	11"	28

GUARDIAN BELT SIZING

These measurements serve as a guide for fit. For best results, always try on product when possible.

SIZE	S/M	L/XL
WAIST (INCHES)	28"-36"	36"-44"
WAIST (CM)	71-91	91-112

MEN'S GLOVE SIZING

How to measure hand for fitment:

A - WIDTH

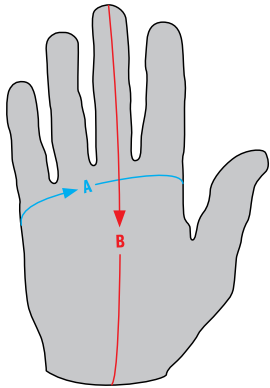
Measure across your palm at the widest point (generally just below the knuckles).

B - LENGTH

Measure from the tip of your middle finger to the bottom of the palm.

SIZE	XS	XS (CM)	S	S (CM)	M	M (CM)	L	L (CM)	XL	XL (CM)	2XL	2XL (CM)
WIDTH	7.6"	19.4	7.9"	20.2	8.25"	21	8.5"	21.6	8.75"	22.2	9"	22.8
LENGTH	7.7"	19.6	7.9"	20.2	8"	20.8	8.4"	21.4	8.6"	22	8.9"	22.6

Allow for +/- 3mm sewing allowance. These measurements serve as a guide for fit. For best results, always try on product when possible.



BOOT SIZE CONVERSION CHARTS

MEN'S US SIZE	7	8	9	10	11	12	13	14	15
MEN'S UK SIZE	5	6	7	8	9	10	11	12	13
MEN'S EU SIZE	40.5	42	43	44.5	45.5	47	48	49.5	51

WOMEN'S US SIZE	5	6	7	8	9	10
WOMEN'S UK SIZE	2.5	3.5	4.5	5.5	6.5	7.5
WOMEN'S EU SIZE	35	36	37.5	38.5	40	42

YOUTH US SIZE	1	2	3	4	5	6	7
YOUTH UK SIZE	13	1	2	3	4	5	6
YOUTH EU SIZE	32	33	34	36	37	38	39

MINI US SIZE	10	11	12	13
MINI UK SIZE	9	10	11	12
MINI EU SIZE	28	29	30	31

*Size charts are for reference only. To ensure proper fit always try on product when possible.



IMPROPERLY FITTING PRODUCTS COULD CONTRIBUTE TO SERIOUS INJURY OR DEATH.

THOR

THORMX.COM

**PARTS
EUROPE**

THOR is a registered trademark. All rights reserved. Copyright © 2021
LeMans Corporation. Prices and specifications subject to change without
notice. Reproduction of this catalog without written permission is prohibited.



9901-2914