



**THOR**

2021\_COLLECTION

32







The background of the entire catalog is a dramatic, high-contrast image of a massive, glowing orange and yellow plume of smoke or fire billowing upwards against a dark, starry night sky. The plume has a turbulent, almost ethereal quality, with bright highlights and deep shadows.

# THOR®

2021\_COLLECTION

## 004 REFLEX HELMETS

Polar / Apex / Accel / Blackout

## 008 SECTOR HELMETS

Split / Racer / Fader / Warship / Blackout

## 016 GOGGLES

Sniper Pro / Sniper / Combat / Combat Sand

## 020 MEN'S RACEWEAR

Prime Pro / Pulse / Sector

## 038 GLOVES

Rebound / Agile Plus / Draft / Spectrum  
Sector / Terrain

## 044 OFF ROAD

Terrain Gear

## 047 JACKETS

Terrain / Pack / Excel Trench  
Rain / Warm Up Vest

## 050 BOOTS

Radial / Blitz XP / Blitz ATV / Blitz LS

## 054 GUARDS

Sentinel GP / Guardian MX / Guardian / Sentry  
Force XP / Sector GP / Quadrant / Sector

## 061 BASE LAYER

Comp XP / Comp / Socks

## 064 BIKE

Assist / Intense Collab

## 068 BAGS & PACKS

Transit / Circuit / Helmet / Goggle  
Slam / Hydration / Vault

## 074 YOUTH RACEWEAR

Pulse / Sector

## 079 YOUTH GLOVES

Spectrum / Sector

## 080 YOUTH HELMETS

Split / Racer / Blackout

## 084 YOUTH GOGGLES

Combat

## 085 YOUTH GUARDS

Sentinel GP / Guardian MX / Guardian  
Force XP / Sector GP / Quadrant / Sector

## 088 YOUTH BOOTS

Blitz XP / Blitz XP Mini / Socks

## 090 WOMEN'S RACEWEAR

Pulse / Sector

## 094 WOMEN'S GLOVES

Spectrum / Sector

## 096 MEN'S SPORTSWEAR

Zip-Ups / Tees / Star Racing / Hats / Beanies

## 104 WOMEN'S SPORTSWEAR

Tees / Tanks / Zip-Ups

## 106 YOUTH SPORTSWEAR

Pullover / Tees / Toddlers / Infants

## 110 TRACKSIDE ACCESSORIES

Decals / Banner / Umbrella / Lanyard  
Mats / Canopy

## 112 HALLMAN COLLECTION

Jerseys / Pants / Helmet / Jacket / Gloves  
Casual / Accessories

## 126 SPARE PARTS


Boots / Helmets / Displays / Promo Items

## 128 SIZE CHARTS

Get the right fit


# NEVER SETTLE

The new Reflex helmet embodies the infusion of style and technology. Available with a carbon fiber or fiberglass composite shell, the Reflex offers superior technology with Koroyd® technology integrated into a premium dual density EPS liner in conjunction with MIPS® Brain Protection System. The Reflex is a helmet that is as much a work of art as it is purpose built to support a racer's needs when things go wrong out on the track.



## THE ULTIMATE DAMAGE CONTROL SYSTEM

Koroyd's welded tubes crumple instantly and consistently on impact, absorbing maximum force in a controlled manner, minimizing energy transferred to your head.



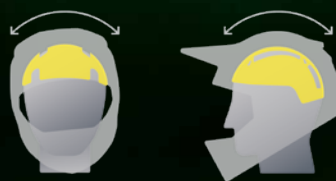
## ADVANCED BREATHABILITY AND COOLING

Air flows consistently through the open-cells, whilst hot air from your head can easily escape, ensuring more efficient cooling in the most intense conditions.



## DIRECT & ANGLED IMPACT PROTECTION

This unique behavior helps to protect your skull and brain from direct and angled impacts which may reduce the risk of suffering a life-changing injury.



## MIPS® INSIDE

The MIPS BPS allows the head to move inside the helmet which can reduce the harmful rotational motion otherwise transferred to the brain.



**MAXIMUM AIRFLOW**

The Reflex offers extensive intake venting with strategic channels, enhanced by the benefit of Koroyd® material, carrying on to multiple exhaust vents designed to accelerate the airflow in a precise and effective manner.

**KOROYD® TECHNOLOGY WITH  
DUAL DENSITY EPS**

Koroyd provides advanced breathability and ultralight feel, but first and foremost, better protection which may reduce the risk of suffering a life-changing injury.

**MIPS® INSIDE**

The MIPS Brain Protection System (BPS) is designed to add protection against rotational motion transferred to the brain.



KYLE CUNNINGHAM



**SAFETY WARNING:**  
Riding a motorcycle is a dangerous activity. When riding, always wear a helmet, eye protection and protective clothing. There is no assurance that serious injury or death can be avoided even if you wear the product shown in this catalog and take all the precautions to avoid every risk. Please ensure that your THOR products fit properly. Improperly fitting products can impair your ability to control your motorcycle.





REFLEX POLAR CARBON HELMET



The Reflex helmet is the culmination of rider input and technical innovation resulting in a helmet that is as much a work of art as it is purpose built to support a racer's needs when things go wrong out on the track. The new Reflex helmet embodies the infusion of style and technology to create a class-leading product that is essential for riders at the highest level of the sport.

FEATURES:

- Pre-injected carbon fiber material sheets increase strength and decrease weight
- Dual density EPS with integrated Koroyd®
- Includes Koroyd® technology
- The MIPS® Brain Protection System can reduce harmful forces transmitted to the brain for certain impacts
- Contoured cheek pads with quick release pull tabs
- Removable, washable, moisture wicking, anti-microbial DRYFORM comfort liner
- Fully adjustable visor
- Lightweight stainless steel D-rings
- THOR drawstring helmet bag included
- Meets ECE 22.05 Helmet Safety Standard

HELMET:

COLOR		XS	S	M	L	XL	2XL
CARBON/WHITE	0110-	6875	6876	6877	6878	6879	6880



DRYFORM

ECE 22.05







RED/WHITE/BLUE



REFLEX APEX HELMET



FEATURES:

- Fiberglass composite reinforced shell
- Dual density EPS with integrated Koroyd®
- Includes Koroyd® technology
- The MIPS® Brain Protection System can reduce harmful forces transmitted to the brain for certain impacts
- Contoured cheek pads with quick release pull tabs
- Removable, washable, moisture wicking, anti-microbial DRYFORM comfort liner
- Fully adjustable visor
- Lightweight stainless steel D-rings
- THOR drawstring helmet bag included
- Meets ECE 22.05 Helmet Safety Standard

HELMET:

COLOR		XS	S	M	L	XL	2XL
RED/WHITE/BLUE	0110-	6863	6864	6865	6866	6867	6868
ACID/GRAY	0110-	6869	6870	6871	6872	6873	6874



ACID/GRAY



REFLEX ACCEL HELMET



FEATURES:

- Fiberglass composite reinforced shell
- Dual density EPS with integrated Koroyd®
- Includes Koroyd® technology
- The MIPS® Brain Protection System can reduce harmful forces transmitted to the brain for certain impacts
- Contoured cheek pads with quick release pull tabs
- Removable, washable, moisture wicking, anti-microbial DRYFORM comfort liner
- Fully adjustable visor
- Lightweight stainless steel D-rings
- THOR drawstring helmet bag included
- Meets ECE 22.05 Helmet Safety Standard

HELMET:

COLOR		XS	S	M	L	XL	2XL
MULTI	0110-	6857	6858	6859	6860	6861	6862



DRYFORM

ECE 22.05

GLOSS FINISH



REFLEX BLACKOUT HELMET



FEATURES:

- Fiberglass composite reinforced shell
- Dual density EPS with integrated Koroyd®
- Includes Koroyd® technology
- The MIPS® Brain Protection System can reduce harmful forces transmitted to the brain for certain impacts
- Contoured cheek pads with quick release pull tabs
- Removable, washable, moisture wicking, anti-microbial DRYFORM comfort liner
- Fully adjustable visor
- Lightweight stainless steel D-rings
- THOR drawstring helmet bag included
- Meets ECE 22.05 Helmet Safety Standard

HELMET:

COLOR		XS	S	M	L	XL	2XL
BLACK	0110-	6851	6852	6853	6854	6855	6856



DRYFORM

ECE 22.05

MATTE FINISH





BLACK/ACID

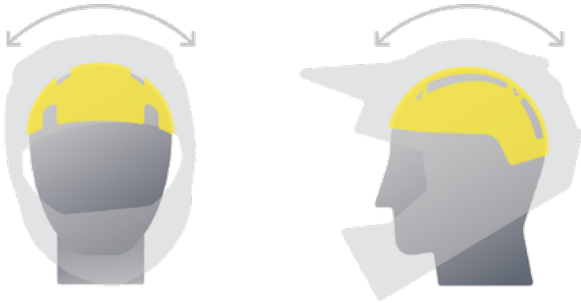
SECTOR MIPS® SPLIT HELMET



Designed for comfort, performance and coverage, all without draining your wallet. Focusing on the details, our helmets feature a dual density EPS liner, injection molded polycarbonate/ABS shell, adjustable visor and integrated ventilation for class-leading performance. Wherever your ride takes you, the Sector and Sector MIPS helmets are up to the task.

FEATURES:

- MIPS (Multi-Directional Impact Protection System®) Brain Protection System (BPS) absorbs and redirects rotational energies
- Dual density EPS liner features extensive venting
- Injection molded polycarbonate/ABS shell
- Fully adjustable vented visor to reduce lift
- Removable/washable moisture wicking liner
- Flexible rubber nose piece
- Hi-flow mouth vent with filter for air intake
- Rear shell shape easily repositions the goggle strap
- DOT and ECE 22.05 approved



HELMET:

COLOR		XS	S	M	L	XL	2XL
CHARCOAL/BLACK	0110-	6210	6211	6212	6213	6214	6215
WHITE/BLACK	0110-	6216	6217	6218	6219	6220	6221
BLACK/ACID	0110-	6222	6223	6224	6225	6226	6227
ORANGE/NAVY	0110-	6228	6229	6230	6231	6232	6233
BLUE/BLACK	0110-	6234	6235	6236	6237	6238	6239

MIPS® INSIDE

The MIPS BPS allows the head to move inside the helmet which can reduce the harmful rotational motion otherwise transferred to the brain.

When the rotational force is redirected, the risk of strain to the brain tissue is reduced. After conducting more than 31,000 tests, and moreover being validated and confirmed by third party testing, we know that the MIPS BPS adds protection at certain types of impacts.



For more information visit [mipsprotection.com](https://mipsprotection.com)





ORANGE NAVY



BLUE/BLACK



WHITE/BLACK



CHARCOAL/BLACK



NAVY/BUE

SECTOR RACER HELMET

Designed for comfort, performance and coverage, all without draining your wallet. Focusing on the details, our helmets feature a dual density EPS liner, injection molded polycarbonate/ABS shell, adjustable visor and integrated ventilation for class-leading performance. Wherever your ride takes you, the Sector and Sector MIPS helmets are up to the task.

FEATURES:

- Dual density EPS liner features extensive venting
  - Injection molded polycarbonate/ABS shell
  - Fully adjustable vented visor to reduce lift
  - Removable/washable moisture wicking liner
  - Flexible rubber nose piece
- Hi-flow mouth vent with filter for air intake
  - Rear shell shape easily repositions the goggle strap
  - DOT and ECE 22.05 approved

HELMET:

COLOR		XS	S	M	L	XL	2XL	3XL	4XL
ACID/LIME	0110-	6725	6726	6727	6728	6729	6730	6731	6732
BLACK/CHARCOAL	0110-	6733	6734	6735	6736	6737	6738	6739	6740
NAVY/BUE	0110-	6741	6742	6743	6744	6745	6746	6747	6748
ORANGE/MIDNIGHT	0110-	6749	6750	6751	6752	6753	6754	6755	6756
WHITE/BLUE/RED	0110-	6757	6758	6759	6760	6761	6762	6763	6764



**DOT+ECE**  
APPROVED

ECE 22,05

MATTE FINISH





ORANGE/MIDNIGHT



WHITE/BLUE/RED



BLACK/CHARCOAL



ACID/LIME





ACID/TEAL

SECTOR FADER HELMET

Designed for comfort, performance and coverage, all without draining your wallet. Focusing on the details, our helmets feature a dual density EPS liner, injection molded polycarbonate/ABS shell, adjustable visor and integrated ventilation for class-leading performance. Wherever your ride takes you, the Sector and Sector MIPS helmets are up to the task.

FEATURES:

- Dual density EPS liner features extensive venting
- Injection molded polycarbonate/ABS shell
- Fully adjustable vented visor to reduce lift
- Removable/washable moisture wicking liner
- Flexible rubber nose piece
- Hi-flow mouth vent with filter for air intake
- Rear shell shape easily repositions the goggle strap
- DOT and ECE 22.05 approved

HELMET:

COLOR		XS	S	M	L	XL	2XL	3XL	4XL
ORANGE/MAGENTA	0110-	6765	6766	6767	6768	6769	6770	6771	6772
BLACK/WHITE	0110-	6773	6774	6775	6776	6777	6778	6779	6780
BLUE/BLACK	0110-	6781	6782	6783	6784	6785	6786	6787	6788
RED/BLACK	0110-	6789	6790	6791	6792	6793	6794	6795	6796
ACID/TEAL	0110-	6797	6798	6799	6800	6801	6802	6803	6804



DOT+ECE  
APPROVED

ECE 22.05

GLOSS FINISH





BLACK/WHITE



ORANGE/MAGENTA



RED/BLACK



BLUE/BLACK



GREEN/ORANGE



SECTOR WARSHIP HELMET

FEATURES:

- Dual density EPS liner features extensive venting
- Injection molded polycarbonate/ABS shell
- Fully adjustable vented visor to reduce lift
- Removable/ washable moisture wicking liner
- Flexible rubber nose piece
- Hi-flow mouth vent with filter for air intake
- Rear shell shape easily repositions the goggle strap
- DOT and ECE 22.05 approved

HELMET:

COLOR		XS	S	M	L	XL	2XL	3XL	4XL
BLUE/ACID	0110-	6805	6806	6807	6808	6809	6810	6811	6812
GREEN/ORANGE	0110-	6813	6814	6815	6816	6817	6818	6819	6820



BLUE/ACID



MATTE FINISH



DOT+ECE  
APPROVED



ECE 22.05





SECTOR BLACKOUT HELMET

FEATURES:

- Dual density EPS liner features extensive venting
- Injection molded polycarbonate/ABS shell
- Fully adjustable vented visor to reduce lift
- Removable/washable moisture wicking liner
- Flexible rubber nose piece
- Hi-flow mouth vent with filter for air intake
- Rear shell shape easily repositions the goggle strap
- DOT and ECE 22.05 approved

HELMET:

COLOR		XS	S	M	L	XL	2XL	3XL	4XL
BLACKOUT	0110-	5568	5569	5570	5571	5572	5573	6274	6275



MATTE FINISH

DOT+ECE  
APPROVED

ECE 22.05





GOLD/BLACK



LENS DETAIL



FADER RED



FLO/ACID



BLACK



DIVIDE LIME/BLUE



SPLATTA FLO PINK/BLACK



RAMPANT ORANGE/BLACK



WOODY

SNIPER PRO GOGGLE



FEATURES:

- Pre-curved injection molded polycarbonate lens for optical clarity
- Plush goggle bag included for safe storage
- Unique flush mounted strap covers for added retention
- Visiglow lens enhances visible color
- Adjustable woven 45mm strap with silicone grip for secure fit
- Dual layer 14mm face foam with soft micro fleece liner
- Removable roost nose guard cover
- Triple post tear-off system compatible
- Anti-fog, scratch resistant lens with UV protection
- Drilled frame ports for increased ventilation and fog resistance
- Injection molded outrigger positioning system ensures secure fit
- Goggle and lens tested and certified to European Standard EN 1938:2010

GOGGLE:

COLOR	O/S
DIVIDE LIME/BLUE	2601-2221
SPLATTA FLO PINK/BLACK	2601-2222
WOODY	2601-2223
RAMPANT ORANGE/BLACK	2601-2226
GOLD/BLACK	2601-2227
FLO/ACID	2601-2572
BLACK	2601-2573
FADER RED	2601-2575

LENSES & TEAR OFFS:

COLOR	O/S
CLEAR	2602-0801
SMOKE	2602-0802
MIRRORED	2602-0803
BLUE	2602-0804
GREEN	2602-0805
IRIDIUM	2602-0807
GOLD	2602-0838
TEAR OFF - CLEAR (10 PACK)	2602-0869
TEAR OFF - LAM (14 PACK)	2602-0870

\*TEAR OFFS NOT SHOWN

LENS COLORS:



CLEAR

SMOKE

MIRRORED

BLUE

GREEN

IRIDIUM

GOLD





BLACK/WHITE  
IRIDIUM LENS INCLUDED



NAVY/WHITE  
BLUE LENS INCLUDED



RED/GRAY  
IRIDIUM LENS INCLUDED



BLUE/FLO ACID  
MIRRORED LIME LENS INCLUDED



GRAY/BLACK  
SMOKE LENS INCLUDED



FLO ORANGE/WHITE  
BLUE LENS INCLUDED

SNIPER GOOGLE



FEATURES:

- Unique flush mounted strap covers for added retention
- Adjustable woven strap with silicone grip for secure fit
- Dual layer 14mm face foam with soft micro fleece liner
- Removable roost nose guard cover
- Triple post tear-off system ready. Replacement tear-offs available
- Clear spare lens included. Replacement lenses available
- Anti-fog, scratch resistant lens with UV protection
- Drilled frame ports for increased ventilation and fog resistance
- Injection molded brow component maintains frame contour
- Plush goggle bag included for safe storage
- Supports Total Vision System (Sold separately)
- Tested and certified according to European Standard EN 1938:2010

GOOGLE:

COLOR	O/S
NAVY/WHITE	2601-2713
BLUE/FLO ACID	2601-2714
RED/GRAY	2601-2715
BLACK/WHITE	2601-2716
GRAY/BLACK	2601-2718
FLO ORANGE/WHITE	2601-2719

LENSES & TEAR OFFS:

COLOR	O/S
CLEAR	2602-0589
BLUE	2602-0590
YELLOW	2602-0591
SMOKE	2602-0592
MIRRORED	2602-0593
MIRROR/LIME	2602-0594
IRIDIUM	2602-0595
TEAR OFF - CLEAR (10 PACK)	2602-0598
TEAR OFF - LAM (14 PACK)	2602-0599

\*TEAR OFFS NOT SHOWN

LENS COLORS:





RED/BLACK



FLO ORANGE/BLACK



FLO GREEN/BLACK



FLO PINK/BLACK



WEB BLACK/WHITE



WEB ORANGE/WHITE



CAP BLACK/LIME



CAP RED/WHITE



CAP PINK/WHITE



BLACK/WHITE



BLUE/WHITE



YELLOW/BLACK



WHITE/BLACK

COMBAT GOGGLE



FEATURES:

- Drilled frame ports for increased ventilation and fog resistance
- Anti-fog, scratch resistant lens with UV protection
- Clear lens mounted (Replacement lenses available)
- Dual post tear-off system ready (Tear-off packs available)
- Single layer 12mm face foam for secure seal
- Adjustable woven strap with silicone grip for secure fit
- Plush goggle bag included for safe storage
- Supports Total Vision System (Sold separately)
- Tested and certified according to European Standard EN 1938:2010

PRINTED & FLO GOGGLES:

COLOR	O/S
FLO GREEN/BLACK	2601-2080
FLO ORANGE/BLACK	2601-2081
FLO PINK/BLACK	2601-2082
WEB BLACK/WHITE	2601-2363
WEB WHITE/ORANGE	2601-2364
CAP/BLACK LIME	2601-2365
CAP RED/WHITE	2601-2366
CAP PINK/WHITE	2601-2367

SOLID GOGGLES:

COLOR	O/S
BLACK/WHITE	2601-2075
BLUE/WHITE	2601-2076
RED/BLACK	2601-2077
YELLOW/BLACK	2601-2078
WHITE/BLACK	2601-2079

COMBAT + COMBAT SAND LENSES:



CLEAR



BLUE



YELLOW



SMOKE



MIRRORED



MIRROR/LIME



IRIDIUM

LENSES & TEAR OFFS:

COLOR	O/S
CLEAR	2602-0589
BLUE	2602-0590
YELLOW	2602-0591
SMOKE	2602-0592
MIRRORED	2602-0593
MIRROR/LIME	2602-0594
IRIDIUM	2602-0595
TEAR OFF - CLEAR (10 PACK)	2602-0612
TEAR OFF - LAM (14 PACK)	2602-0613

\*TEAR OFFS NOT SHOWN





FLO/GREEN



FLO PINK



FLO/ORANGE



SAND BLAST BLACK



SAND BLAST SAND



BLACK/WHITE



RED/BLACK



WHITE/BLACK

COMBAT SAND GOGGLE



FEATURES:

- Sand resistant high-density foam prevents fine particles from entering
- Drilled frame ports for increased ventilation and fog resistance
- Anti-fog, scratch resistant lens with UV protection
- Tinted Smoke lens mounted (Replacement lenses available)
- Dual post tear-off system ready (Tear-off packs available)
- Single layer 12mm face foam for secure seal
- Adjustable woven strap with silicone grip for secure fit
- Plush goggle bag included for safe storage
- Supports Total Vision System (Sold separately)
- Tested and certified according to European Standard EN 1938:2010

PRINTED & FLO:

COLOR	O/S
FLO GREEN	2601-2086
FLO ORANGE	2601-2087
FLO PINK	2601-2088
SAND BLAST BLACK	2601-2368
SAND BLAST SAND	2601-2369

SOLID GOGGLES:

COLOR	O/S
BLACK/WHITE	2601-2083
RED/BLACK	2601-2084
WHITE/BLACK	2601-2085

TOTAL VISION SYSTEM

The Total Vision System fits all Sniper, Combat and Combat Sand goggles.

ITEM	SKU
TOTAL VISION SYSTEM (CLEAR)	2602-0719
REPLACEMENT LENS	2602-0721
MUD FLAPS (5 PACK)	2602-0720
AMMO (6 PACK)	2602-0329



TOTAL VISION SYSTEM



REPLACEMENT LENS



MUD FLAPS



AMMO 6 PACK











# RACE

# READY

Race day puts the highest demands on your body and your equipment. The Prime Pro racewear allows you to perform at your peak by offering uncompromising mobility, ventilation and comfort. Developed and fabricated with insight from our elite athletes, Prime Pro is the pinnacle of racewear performance.

## JERSEY FEATURES

- Hybrid fit with set-in style tailored sleeves
- Taped collar and cuffs
- Minimal seams for maximum comfort
- Laser cut holes for ventilation
- Fully ventilated arms and back panel
- Moisture wicking material keeps you dry
- Tail silicone print helps keep jersey tucked in
- Flat-stitched seams minimize irritation

## PANT FEATURES

- New In-motion fabric construction provides mobility and durability
- Refined side cinch system for precision waist adjustment
- Interior hip pocket
- Refined inner waist silicone band
- Laser cut holes for ventilation
- Strategically placed vented mesh panels
- Engineered expansion stretch panels on waist
- Knee panel uses internal Aramid fibers to reduce knee-brace wear
- Premium grade full grain leather inner knee panels
- Athletic mesh liner with spandex stretch panel
- Ultra-lightweight pre-curved chassis design
- Ratchet style waist closure

## FIT







CHARCOAL/FLO ORANGE

PRIME PRO UNRIVALED

JERSEY:

COLOR		S	M	L	XL	2XL
CHARCOAL/FLO ORANGE	2910-	5887	5888	5889	5890	5891
BLACK	2910-	5882	5883	5884	5885	5886

PANT:

COLOR		28	30	32	34	36	38	40
CHARCOAL/FLO ORANGE	2901-	8957	8958	8959	8960	8961	8962	8963
BLACK	2901-	8964	8965	8966	8967	8968	8969	8970



BLACK



RED



BLACK

PRIME PRO UNITE

JERSEY:

COLOR		S	M	L	XL	2XL
BLACK	2910-	5872	5873	5874	5875	5876
RED	2910-	5877	5878	5879	5880	5881

PANT:

COLOR		28	30	32	34	36	38	40
BLACK	2901-	8943	8944	8945	8946	8947	8948	8949
RED	2901-	8950	8951	8952	8953	8954	8955	8956





BLACK



WHITE

PRIME PRO MESMER

JERSEY:

COLOR		S	M	L	XL	2XL
BLACK	2910-	5897	5898	5899	5900	5901
WHITE	2910-	5892	5893	5894	5895	5896

PANT:

COLOR		28	30	32	34	36	38	40
BLACK	2901-	8971	8972	8973	8974	8975	8976	8977
WHITE	2901-	8978	8979	8980	8981	8982	8983	8984

T H A T

N E W

N E W

Workhorse reliability meets championship level performance. The all-new Pulse racewear defies convention with the perfect hybrid of durability, ventilation and flexibility. Utilizing our new In-Motion fabric, laser cut ventilation and anatomical construction, the Pulse racewear is purpose-built for your hardest motos.

#### JERSEY FEATURES

- Laser cut ventilation for optimized cooling
- Dimple mesh paneling
- Durable polyester main fabric
- Four way stretch cuff and collar
- Performance fit
- Hybrid set-in sleeve
- Performance construction
- Moisture wicking materials

#### PANT FEATURES

- Designed to offer the optimal balance between mobility and durability
- Constructed with 600D polyester in high wear zones
- In-Motion panels improve flexibility and durability throughout
- Durable nylon saddle construction
- Full grain leather inner knee panels for optimal grip and durability
- Durable stitching throughout
- Laser cut ventilation
- Mesh lower leg paneling
- Dual side cinch system for precise waist adjustment
- Button and zipper closure
- Pre-curved chassis design assumes active riding position
- Athletic mesh comfort liner

#### FIT







BLACK/WHITE

PULSE TROPIX

JERSEY:

COLOR		S	M	L	XL	2XL	3XL
BLACK/WHITE	2910-	6210	6211	6212	6213	6214	6215

PANT:

COLOR		28	30	32	34	36	38	40	42	44
BLACK/WHITE	2901-	8934	8935	8936	8937	8938	8939	8940	8941	8942



BLACKOUT

PULSE BLACKOUT

JERSEY:

COLOR		S	M	L	XL	2XL	3XL	4XL
BLACKOUT	2910-	6203	6204	6205	6206	6207	6208	6209

PANT:

COLOR	28	30	32	34	36	38	40	42	44	46	48	
BLACKOUT	2901-	8923	8924	8925	8926	8927	8928	8929	8930	8931	8932	8933



BLACK/RED/BLUE



PULSE RACER

JERSEY:

COLOR		S	M	L	XL	2XL	3XL
BLACK/RED/BLUE	2910-	6173	6174	6175	6176	6177	6178
WHITE/NAVY	2910-	6179	6180	6181	6182	6183	6184
ACID/BLACK	2910-	6185	6186	6187	6188	6189	6190
ORANGE/MIDNIGHT	2910-	6191	6192	6193	6194	6195	6196
ARMY GREEN/ACID	2910-	6197	6198	6199	6200	6201	6202

PANT:

COLOR		28	30	32	34	36	38	40	42	44
BLACK/RED/BLUE	2901-	8878	8879	8880	8881	8882	8883	8884	8885	8886
WHITE/NAVY	2901-	8887	8888	8889	8890	8891	8892	8893	8894	8895
ACID/BLACK	2901-	8896	8897	8898	8899	8900	8901	8902	8903	8904
ORANGE/MIDNIGHT	2901-	8905	8906	8907	8908	8909	8910	8911	8912	8913
ARMY GREEN/ACID	2901-	8914	8915	8916	8917	8918	8919	8920	8921	8922





WHITE/NAVY



ACID/BLACK



ORANGE/MIDNIGHT



ARMY GREEN/ACID



# A I R I T O U T

Our Pulse Air kits have all the same features as our standard Pulse Racewear line with the added benefit of engineered mesh panels on the jersey and fully vented mesh panels on the pant for maximum air flow.

## JERSEY FEATURES

- Polyester mesh main fabric allows maximum airflow
- Dimple mesh paneling
- Four way stretch cuff and collar
- Performance fit
- Hybrid set-in sleeve
- Performance construction
- Moisture wicking materials

## PANT FEATURES

- Designed to offer the optimal balance between mobility and durability
- Constructed with power knit polyester mesh
- In-Motion panels improve flexibility and durability throughout
- Full grain leather inner knee panels for improved grip and durability
- Nylon saddle construction
- Durable stitching throughout
- Dual side cinch system
- Button and zipper closure
- Pre curved chassis design
- Athletic mesh comfort liner

## FIT







MIDNIGHT/WHITE



WHITE/RED

PULSE AIR RAD

JERSEY:

COLOR		S	M	L	XL	2XL	3XL
WHITE/RED	2910-	5860	5861	5862	5863	5864	5865
MIDNIGHT/WHITE	2910-	5866	5867	5868	5869	5870	5871

PANT:

COLOR		28	30	32	34	36	38	40	42	44
WHITE/RED	2901-	8860	8861	8862	8863	8864	8865	8866	8867	8868
MIDNIGHT/WHITE	2901-	8869	8870	8871	8872	8873	8874	8875	8876	8877

V A L U E

P L U S

Q U A L I T Y

Simply put, the Sector racewear is the best value in moto. From the first time rider to the weekend warrior, the Sector racewear brings our legendary performance and function, without the high-end price tag.

#### JERSEY FEATURES

- Refined fit for increased performance
- Raglan style sleeves for optimal mobility
- Moisture wicking material keeps you dry
- Stretch panels in cuffs and collar
- No-fade sublimated graphics
- Heat transfer neck label
- Drop tail design helps keep jersey tucked in

#### PANT FEATURES

- Pre-curved shape for maximum comfort
- Durable stitching throughout
- Refined fit for increased performance
- Abrasion tolerant materials
- Ratchet closure
- Purpose built TPR features
- Athletic mesh liner

#### FIT







BLUE/ACID



GREEN/ORANGE

SECTOR WARSHIP

JERSEY:

COLOR		S	M	L	XL	2XL	3XL	4XL
BLUE/ACID	2910-	6147	6148	6149	6150	6151	6152	6153
GREEN/ORANGE	2910-	6154	6155	6156	6157	6158	6159	6160

PANT:

COLOR		28	30	32	34	36	38	40	42	44	46	48
BLUE/ACID	2901-	8838	8839	8840	8841	8842	8843	8844	8845	8846	8847	8848
GREEN/ORANGE	2901-	8849	8850	8851	8852	8853	8854	8855	8856	8857	8858	8859



MINT/CHARCOAL



SECTOR VAPOR

JERSEY:

COLOR		S	M	L	XL	2XL	3XL	4XL
MINT/CHARCOAL	2910-	6112	6113	6114	6115	6116	6117	6118
BLACK/WHITE	2910-	6119	6120	6121	6122	6123	6124	6125
BLUE/MIDNIGHT	2910-	6126	6127	6128	6129	6130	6131	6132
ORANGE/MIDNIGHT	2910-	6133	6134	6135	6136	6137	6138	6139
RED/BLACK	2910-	6140	6141	6142	6143	6144	6145	6146

PANT:

COLOR		28	30	32	34	36	38	40	42	44	46	48
MINT/CHARCOAL	2901-	8783	8784	8785	8786	8787	8788	8789	8790	8791	8792	8793
BLACK/WHITE	2901-	8794	8795	8796	8797	8798	8799	8800	8801	8802	8803	8804
BLUE/MIDNIGHT	2901-	8805	8806	8807	8808	8809	8810	8811	8812	8813	8814	8815
ORANGE/MIDNIGHT	2901-	8816	8817	8818	8819	8820	8821	8822	8823	8824	8825	8826
RED/BLACK	2901-	8827	8828	8829	8830	8831	8832	8833	8834	8835	8836	8837





BLACK/WHITE



BLUE/MIDNIGHT



ORANGE/MIDNIGHT



RED/BLACK



BLACK  
JERSEY AND PANT KIT SHOWN



BLUE

SECTOR LINK

Choosing the right kit just got a lot easier. Mix and match your favorite color Sector Link jersey with the black Sector Link pants for a custom kit set up to match your style and bike.

JERSEY:

COLOR		S	M	L	XL	2XL	3XL	4XL
BLACK	2910-	5355	5356	5357	5358	5359	5360	5361
BLUE	2910-	5362	5363	5364	5365	5366	5367	5368
ACID	2910-	5369	5370	5371	5372	5373	5374	5375
ORANGE	2910-	5376	5377	5378	5379	5380	5381	5382
RED	2910-	5383	5384	5385	5386	5387	5388	5389
PINK	2910-	5390	5391	5392	5393	5394	5395	-

PANT:

COLOR		28	30	32	34	36	38	40	42	44	46	48
BLACK	2901-	7843	7844	7845	7846	7847	7848	7849	7850	7851	9029	9030





ACID



ORANGE



RED



PINK



CAMO



MIDNIGHT/ORANGE



BLUE/ACID



RED/BLACK



BLACK

REBOUND GLOVE

Control meets coverage with the fully re-designed Rebound glove. The chassis incorporates a four-way stretch Airprene backhand, along with injected rubber panels for the perfect balance of coverage and mobility. Add in the padded Clarino® palm, and you have one of the most dynamic gloves on the market.

FEATURES:

- Direct inject rubber backhand panels
- Four-way stretch, layered and breathable backhand materials
- Arched cuff with notched wrist opening for easy access
- Perforated Clarino® palm with overlays for durability
- Hook and loop wrist closure for a secure fit
- Mesh finger gussets for breathability
- Wrapped inner-thumb for durability
- Silicone treated finger tips for improved lever control

FIT & FEEL



COVERAGE



GLOVE:

COLOR		XS	S	M	L	XL	2XL
BLACK	3330-	5160	5161	5162	5163	5164	5165
BLUE/ACID	3330-	5172	5173	5174	5175	5176	5177
CAMO	3330-	5823	5824	5825	5826	5827	5828
RED/BLACK	3330-	5829	5830	5831	5832	5833	5834
MIDNIGHT/ORANGE	3330-	5835	5836	5837	5838	5839	5840





ACID



BLACK



NAVY



WHITE



MINT

AGILE PLUS GLOVE

The Agile Plus glove sets the standard for minimalist gloves. With a lightweight chassis design and single layer perforated palm, the Agile Plus provides premium cooling and precise feedback from the motorcycle.

FEATURES:

- Silicone treated fingertips for improved lever control
  - Hook and loop wrist closure
  - Perforated single layer Clarino® palm
- Minimalist chassis design
  - Wrapped inner-thumb for durability
  - Athlete inspired fit and function

GLOVE:

COLOR		XS	S	M	L	XL	2XL
ACID	3330-	6257	6258	6259	6260	6261	6262
BLACK	3330-	6263	6264	6265	6266	6267	6268
NAVY	3330-	6269	6270	6271	6272	6273	6274
MINT	3330-	6275	6276	6277	6278	6279	6280
WHITE	3330-	6281	6282	6283	6284	6285	6286
RED	3330-	6287	6288	6289	6290	6291	6292



RED



FIT & FEEL



COVERAGE





BLUE/WHITE



BLACK



BLACK/ACID



CHARCOAL/ORANGE



RED/WHITE

DRAFT GLOVE

The Draft glove maintains the minimalist feel, but features a more substantial chassis. A silicone print on the backhand improves the structure of the Draft glove, while the four-way stretch mesh enables flexibility and ventilation.

FEATURES:

- Four-way stretch materials for optimum mobility
- Venting mesh throughout backhand
- Perforated palms
- Silicone pattern print on backhand
- Notched wrist opening provides ease of access
- Silicone treated finger tips for improved traction
- Hook and loop wrist closure system
- Single-layer palm
- Rubber details for added structure

GLOVE:

COLOR		XS	S	M	L	XL	2XL
BLACK	3330-	6498	6499	6500	6501	6502	6503
BLACK/ACID	3330-	6504	6505	6506	6507	6508	6509
BLUE/WHITE	3330-	6510	6511	6512	6513	6514	6515
CHARCOAL/ORANGE	3330-	6516	6517	6518	6519	6520	6521
RED/WHITE	3330-	6522	6523	6524	6525	6526	6527

FIT & FEEL



COVERAGE







BLACK  
(AVAILABLE IN 3XL)



RED/GRAY



BLUE



BLACK/WHITE



BLACK/ FLO ACID

SPECTRUM GLOVE

The Spectrum is the perfect do-it-all glove for wherever your ride takes you. Strategically placed TPR's and molded foam inserts are designed for optimal backhand coverage, while the lightly padded palm provides a comfortable grip on the bar. A mesh and Airprene construction delivers premium air flow for cool, dry hands all moto long.

FEATURES:

- Rubber backhand panels
  - Lightly padded palms for a comfortable grip
  - Mesh and Airprene construction for airflow
  - Notched wrist opening
- Silicone treated finger tips
  - Hook and loop closure system
  - Wrapped thumb and gripping points

GLOVE:

COLOR		XS	S	M	L	XL	2XL	3XL
BLACK	3330-	5136	5137	5138	5139	5140	5141	5346
RED/GRAY	3330-	5793	5794	5795	5796	5797	5798	-
BLUE	3330-	5799	5800	5801	5802	5803	5804	-
MIDNIGHT/ORANGE	3330-	5805	5806	5807	5808	5809	5810	-
BLACK/WHITE	3330-	5811	5812	5813	5814	5815	5816	-
BLACK/ FLO ACID	3330-	5817	5818	5819	5820	5821	5822	-



MIDNIGHT/ORANGE



FIT & FEEL



COVERAGE





FLO/ACID



ORANGE



RED



BLUE



BLACK

SECTOR GLOVE

The Sector glove is designed to provide all-day comfort and functionality. These lightweight gloves have unmatched flex and ventilation at an incredible price.

FEATURES:

- Fitted stretch backhand panel for lightweight comfort
  - Notched wrist opening provides quick entry
  - Hook and loop closure system
- Perforated palm keeps hands cool
  - Four-way stretch finger gussets
  - Silicone treated fingertips
  - Wrapped thumb and gripping points

GLOVE:

COLOR		XS	S	M	L	XL	2XL
BLACK	3330-	5853	5854	5855	5856	5857	5858
BLUE	3330-	5859	5860	5861	5862	5863	5864
ORANGE	3330-	5865	5866	5867	5868	5869	5870
RED	3330-	5871	5872	5873	5874	5875	5876
ACID	3330-	5877	5878	5879	5880	5881	5882

FIT & FEEL



COVERAGE





TERRAIN GLOVE

The Terrain glove is purpose built to take on your gnarliest rides. With integrated TPR coverage and a dual-layer palm, this glove delivers unmatched coverage and durability ride after ride. Constructed with a combination of durable mesh and Aiprene, the Terrain glove ensures maximum cooling and lasting comfort for those long days on the bike.

FEATURES:

- TPR knuckles and layered backhand panels
- Touch screen compatible
- Mesh and Aiprene construction for optimal airflow
- Notched wrist opening
- Stretch mesh flex joints on fingers
- Silicone treated finger tips
- Hook and loop wrist closure

GLOVE:

COLOR		XS	S	M	L	XL	2XL
CHARCOAL	3330-	5154	5155	5156	5157	5158	5159

FIT & FEEL



COVERAGE



# GET IN YOUR ELEMENT

Our Terrain Off-Road line is as rugged as it is versatile. Tested and developed with our elite Off-Road team, each product is purpose built to take on the elements while providing performance and solid durability. Whether you're carving virgin single track, or taking to the open desert, the Terrain Off-Road gear is up to the test.







CAMO IN-THE-BOOT PANT

TERRAIN OFF-ROAD GEAR

JERSEY FEATURES:

- Four-way stretch, abrasion resistant sleeves
- Vented side panels promote air flow
- Moisture wicking main body fabric
- Reflective graphics for increased visibility
- Performance raglan style sleeve
- Four-way stretch collar

PANT FEATURES:

- Rip-stop, abrasion resistant paneling in high-wear areas
- Durable stitching throughout
- Full grain leather panels located inside of knees for optimal grip and durability
- Two high-volume pockets with waterproof zippers
- Internal hip pocket
- Strategically placed intake vents with waterproof zippers
- Dura-motion paneling provides flexibility without compromising durability
- Double-lock front closure system
- Dual side cinches allow for precise waist adjustment
- Taped zippers, DWR coating and Hipora membrane for increased water resistance
- Mesh comfort liner
- In-the-boot or over-the-boot construction
- YKK zippers

JERSEY:

COLOR		S	M	L	XL	2XL	3XL
CAMO	2910-	6167	6168	6169	6170	6171	6172

IN THE BOOT PANT:

COLOR	28	30	32	34	36	38	40	42	44	46	48
CAMO (ITB)	2901- 9018	9019	9020	9021	9022	9023	9024	9025	9026	9027	9028

OVER THE BOOT PANT:

COLOR	28	30	32	34	36	38	40	42	44	46	48
CAMO(OTB)	2901- 8996	8997	8998	8999	9000	9001	9002	9003	9004	9005	9006

CAMO KIT  
(SHOWN WITH OVER-THE-BOOT PANT)



BLACK  
(SHOWN WITH OVER-THE BOOT-PANT)



BLACK IN THE BOOT PANT

TERRAIN OFF-ROAD GEAR

JERSEY FEATURES:

- Four-way stretch, abrasion resistant sleeves
- Vented side panels promote air flow
- Moisture wicking main body fabric
- Reflective graphics for increased visibility
- Performance raglan style sleeve
- Four-way stretch collar

PANT FEATURES:

- Rip-stop, abrasion resistant paneling in high-wear areas
- Durable stitching throughout
- Full grain leather panels located inside of knees for optimal grip and durability
- Two high-volume pockets with waterproof zippers
- Internal hip pocket
- Strategically placed intake vents with waterproof zippers
- Dura-motion paneling provides flexibility without compromising durability
- Double-lock front closure system
- Dual side cinches allow for precise waist adjustment
- Taped zippers, DWR coating and Hipora membrane for increased water resistance
- Mesh comfort liner
- In-the-boot or over-the-boot construction
- YKK zippers

JERSEY:

COLOR		S	M	L	XL	2XL	3XL
BLACK	2910-	6161	6162	6163	6164	6165	6166

IN THE BOOT PANT:

COLOR		28	30	32	34	36	38	40	42	44	46	48
BLACK (ITB)	2901-	9007	9008	9009	9010	9011	9012	9013	9014	9015	9016	9017

OVER THE BOOT PANT:

COLOR		28	30	32	34	36	38	40	42	44	46	48
BLACK (OTB)	2901-	8985	8986	8987	8988	8989	8990	8991	8992	8993	8994	8995





SLEEVES REMOVED



BACK VIEW



BACK SLEEVES REMOVED



CAMO

TERRAIN JACKET

FEATURES:

- Rip-stop, abrasion resistant paneling on sleeves and shoulders
- Three high-volume zippered pockets for trail essentials
- Strategically placed zippered intake and exhaust vents
- Dura-motion paneling provides flexibility without compromising durability
- Taped zippers, DWR coating and Hipora membrane for increased water resistance
- Zip-off sleeves with rear storage compartment
- Jacket packs easily into belt for storage while riding
- Two-way front zipper
- Reflective accents for increased visibility
- Moisture wicking athletic mesh liner
- Soft touch collar

JACKET:

COLOR		M	L	XL	2XL	3XL
BLACK	2920-	0621	0622	0623	0624	0625
CAMO	2920-	0626	0627	0628	0629	0630



BLACK



CHARCOAL/ORANGE

BLACK/CHARCOAL

PACK JACKET

FEATURES:

- Jacket packs easily into pouch with belt for storage while riding
- Rear exhaust vents allow hot air to escape
- Soft dimple mesh lined collar for comfort
- Front and rear storage pockets
- Waterproof membrane shell with taped seams and water resistant zippers
- Adjustable drawstring waist closure
- Elastic cuffs

JACKET:

COLOR		M	L	XL	2XL	3XL
BLACK/CHARCOAL	2920-	0532	0533	0534	0535	0536
CHARCOAL/ORANGE	2920-	0537	0538	0539	0540	0541



RAIN JACKET

FEATURES:

- Raglan sleeves with underarm mesh panels for ventilation
- Translucent material allows for jersey to be seen underneath
- Rear exhaust vents allow hot air to escape
- Elastic binding at collar, cuffs and waist
- Waterproof zipper

JACKET:

COLOR		M	L	XL	2XL	3XL
CLEAR	2854-	0140	0141	0142	0143	0144

EXCEL RAIN  
TRENCH COAT

FEATURES:

- Raglan sleeves with underarm mesh panels
- Front cargo flap pockets
- Rear exhaust vents allow hot air to escape
- Zipper and button snap closures
- Drawstring hood
- One size fits most

TRENCH COAT:

COLOR		O/S
BLACK	2854-	0257



RAIN SUIT

FEATURES:

- Thermal welded seams
- Reflective THOR branding
- Zipper and button snap closures
- Elastic waistband
- Hood cinch
- Built-in hood visor
- Ventilation ports

SUIT:

COLOR		M	L	XL	2XL	3XL
BLACK	2851-	0464	0465	0466	0467	0468







## WARM UP VEST

### FEATURES:

- In-Motion fabric construction
- Athletic mesh liner
- Zippered pockets
- Athletic fit
- Soft touch collar
- YKK zippers
- Waist cinch system with barrel lock

### VEST:

COLOR		S	M	L	XL	2XL	3XL
BLACK/CHARCOAL	2830-	0534	0535	0536	0537	0538	0539
NAVY/WHITE	2830-	0540	0541	0542	0543	0544	0545
MIDNIGHT/ORANGE	2830-	0546	0547	0548	0549	0550	0551



MIDNIGHT/ORANGE



NAVY/WHITE



BLACK/CHARCOAL



**SAFETY WARNING:**

Riding a motorcycle is a dangerous activity. When riding, always wear a helmet, eye protection and protective clothing. There is no assurance that serious injury or death can be avoided even if you wear the product shown in this catalog and take all the precautions to avoid every risk. Please ensure that your THOR products fit properly. Improperly fitting products can impair your ability to control your motorcycle.





WHITE



BLACK



RED/BLACK

RADIAL BOOT



Building to a higher standard takes dedication. The THOR Radial boot is the culmination of three years' design and development with one goal in mind; to provide our riders with premium fit and function, at a highly competitive price. This combination of ankle axis hinge, pre-curved components, positive-lock buckle system and plush rubber to enhance grip against the bike and traction on the pegs is available now through all THOR authorized retailers.

FEATURES:

- Pre-curved injection molded components throughout
- Radial hinge component adds structure and reduces over extension
- Injection molded positive-lock buckle system
- Adjustable straps allow for a custom and secure fit
- Injection molded medial abrasion plate with integrated shift protection
- Fully synthetic calf overlays deliver premium durability and optimal grip
- Low profile toe box for unhindered shifting
- Uni-directional outsole with steel shank for rigidity
- Replaceable outsole inserts for extended wear
- Mesh liner promotes airflow while interior EVA panels enhance comfort
- Tested and certified to standard EN 13634: 2017

BOOT:

COLOR		7	8	9	10	11	12	13	14	15
RED/BLACK	3410-	2244	2245	2246	2247	2248	2249	2250	2251	2252
BLACK	3410-	2253	2254	2255	2256	2257	2258	2259	2260	2261
FLO ORANGE/FLO YELLOW	3410-	2262	2263	2264	2265	2266	2267	2268	2269	2270
WHITE	3410-	2271	2272	2273	2274	2275	2276	2277	2278	2279



FLO ORANGE/FLO YELLOW



BLITZ XP ATV BOOT



FEATURES:

- Special ATV outsole with steel shank
- Pre-curved injection molded shin plate
- 4 fully adjustable straps allow for a custom, rider specific fit
- Fully synthetic calf overlays deliver premium durability and optimal grip
- Injection molded medial abrasion plate with integrated shift protection
- Metal toe cap reinforces the outsole strength
- Uni-directional outsole with a steel shank insert
- Injection molded positive lock buckles
- Mesh liner promotes airflow
- Tested and certified according to standard EN 13634:2015

ATV BOOT:

COLOR	7	8	9	10	11	12	13	14	15
BLACK	3410-2218	2219	2220	2221	2222	2223	2224	2225	2226



ATV SOLE



BLITZ XP BOOT



FEATURES:

- Pre-curved injection molded shin plate
  - 4 fully adjustable straps allow for a custom, rider specific fit
  - Fully synthetic calf overlays deliver premium durability and optimal grip
  - Injection molded medial abrasion plate with integrated shift protection
- Metal toe cap reinforces the outsole strength
  - Uni-directional outsole with a steel shank insert
  - Injection molded positive lock buckles
  - Mesh liner promotes airflow
  - Tested and certified according to standard EN 13634:2015

BOOT:

COLOR		7	8	9	10	11	12	13	14	15
WHITE/BLACK	3410-	2173	2174	2175	2176	2177	2178	2179	2180	2181
RED/BLACK	3410-	2182	2183	2184	2185	2186	2187	2188	2189	2190
FLO ACID/BLACK	3410-	2191	2192	2193	2194	2195	2196	2197	2198	2199
CHARCOAL/ORANGE	3410-	2200	2201	2202	2203	2204	2205	2206	2207	2208
BLACK	3410-	2209	2210	2211	2212	2213	2214	2215	2216	2217



RED/BLACK



WHITE/BLACK



FLO ACID/BLACK



CHARCOAL/ORANGE



BLACK

BLITZ LS BOOT



FEATURES:

- Lightweight injection molded out sole
  - Injection molded medial abrasion plate with integrated shift protection
  - Contoured gaiter for increased mobility and comfort
  - Adjustable positive-lock plastic buckles
- Integrated toe shift panel
  - Steel shank insert for foot peg support
  - Genuine split grain leather chassis
  - Padded mesh interior promotes ventilation
  - Tested and certified according to standard EN 13634:2010


BOOT:

COLOR		7	8	9	10	11	12	13	14	15
BLACK	3410-	1207	1208	1209	1210	1211	1212	1213	1214	1215



DUAR

DYLAN FERRANDIS







BLACK/BLUE



BLACK

SENTINEL GP ROOST GUARD

FEATURES:

- Stone shield chest panel constructed with molded panels to protect the rider from lofted small stones and debris
- Level 1 back protector constructed to reduce impact energy transmission
- Adjustable elastic torso strap, ratcheting buckle closure
- Strategically placed ventilation ports
- Soft chassis liner molded for maximum comfort
- M/L supports Back Strap Kit & ID Back Panel (Sold separately)
- Stone shield chest panel tested and certified according to European Standard EN 14021:2003
- Back protector tested and certified according to European Standard EN 1621-2:2014

GUARD:

COLOR		M/L	XL/2XL
BLACK/WHITE	2701-	0746	0747
WHITE/BLACK	2701-	0748	0749
BLACK/BLUE	2701-	0750	0751
BLACK/RED	2701-	0752	0753
BLACK/FLO ORANGE	2701-	0754	0755
BLACK/FLO GREEN	2701-	0756	0757



BACK STRAP KIT  
2701-0679



ID BACK PANEL  
2701-0680



BLACK/RED



WHITE/BLACK



BLACK/FLO ORANGE



BLACK/FLO GREEN



RED/BLACK



CHARCOAL/BLACK



WHITE/BLACK



FLO/GREEN

GUARDIAN MX ROOST GUARD



Get confidence breeding coverage with the Guardian MX featuring a Level 1 back protector, stone shield chest panel and press-fit molded comfort liner system with two-way adjustable shoulder straps for precise fit.

FEATURES:

- Innovative Press-Fit molded comfort liner system provides a smooth inner chassis for max comfort
- Adjustable waist buckle closure system
- Level 1 back protector constructed to reduce impact energy transmission
- Stone shield chest panel constructed with molded panels to protect the rider from lofted small stones and debris
- Strategically placed ventilation ports for cooling
- Refined fit for maximum deflector coverage
- Biofoam shoulder pads with fully integrated adjustable strap system for proper fitment
- Stone shield tested and certified according to European Standard EN 14021:2003
- Back protector tested and certified according to European Standard EN 1621-2:2014

GUARD:

COLOR		M/L	XL/2XL
FLO/GREEN	2701-	0862	0863
RED/BLACK	2701-	0864	0865
WHITE/BLACK	2701-	0866	0867
CHARCOAL/BLACK	2701-	0868	0869





BLUE/BLACK

GUARDIAN ROOST GUARD



The Guardian features a Level 1 back protector, stone shield chest panel and press-fit molded comfort liner system with two-way adjustable shoulder straps for precise fit. With integrated shoulder and bicep panels, the Guardian delivers robust coverage.

FEATURES:

- Innovative Press-Fit molded comfort liner system provides a smooth inner chassis for max comfort
- Adjustable waist buckle closure system
- Level 1 back protector constructed to reduce impact energy transmission
- Stone shield constructed with molded panels to protect the rider from lofted small stones and debris
- Strategically placed ventilation ports
- Refined fit for maximum deflector coverage
- Adjustable suspension shoulder guards with molded comfort liner
- Adjustable and removable biceps arm guards with molded comfort liner
- Stone shield tested and certified according to European Standard EN 14021:2003
- Back protector tested and certified according to European Standard EN 1621-2:2014

GUARD:

COLOR		M/L	XL/2XL
BLACK	2701-	0953	0954
WHITE	2701-	0955	0956
RED/BLACK	2701-	0957	0958
ORANGE/BLACK	2701-	0959	0960
BLUE/BLACK	2701-	0961	0962



BLACK



WHITE



ORANGE/BLACK



RED/BLACK



SENTRY XP GUARD



FEATURES:

- Level 1 back, shoulder and elbow protectors constructed to reduce impact energy transmission
- Lightly padded collar for comfort
- Reinforced and articulated back panels
- Perforated padded panels for increased ventilation
- Micro-mesh chassis with external seams for comfort
- Adjustable chest and shoulder straps for secure fit
- Dual elastic forearm closures straps for elbow fitment
- Adjustable elbow flex joint for increased mobility
- Strategically placed tension straps for secure fit
- Locking YKK® zippers for secure fit
- Removable/adjustable ventilated waist belt
- Waist belt coated with silicone grip tape for secure fit
- Tested and certified according to European Standard EN 14021:2003, EN 1621-1:2012 and EN 1621-2:2014

GUARD:

COLOR		S/M	L/XL	2XL/3XL
BLACK	2701-	0737	0738	0739



SENTRY VEST GUARD



FEATURES:

- Level 1 back protector constructed to reduce impact energy transmission
- Lightly padded collar for comfort
- Reinforced and articulated back panels
- Ventilated chest panel
- Sleeveless micro-mesh chassis with external seams
- Perforated padded panels for increased ventilation
- Strategically placed tension straps for secure fit
- Locking YKK® zippers for secure fit
- Removable/adjustable ventilated waist belt
- Waist belt coated with silicone grip tape for secure fit
- Tested and certified according to European Standard EN 14021:2003 and EN 1621-2:2014

GUARD:

COLOR		S/M	L/XL	2XL/3XL
BLACK	2701-	0743	0744	0745





RED (PAIR)



BLACK (PAIR)

FORCE XP KNEE GUARD



FEATURES:

- Perforated Airprene chassis
- Impact resistant, polyethylene kneecap with dual pivot system
- Level 1 knee protector
- Inverted post latching system
- Adjustable hook and loop closure strap
- Asymmetrical design for comfort and fit
- Tested and certified according to European Standard EN 1621-1:2012

GUARD:

COLOR		S/M	L/XL	2XL/3XL
BLACK	2704-	0359	0360	0361
RED	2704-	0362	0363	0364



QUADRANT ELBOW GUARD

FEATURES:

- Adjustable closure system
- Moisture wicking interior panel
- Sewn in foam elbow donut
- Extensive vent channels

GUARD:

COLOR		M/L
BLACK	2706-	0137



SECTOR GP KNEE GUARD



FEATURES:

- Level 1 knee protector
- Durable polypropylene molded panels
- Two adjustable retention straps
- Slim, compact design
- Tested and certified according to European Standard EN 1621-1:2012

GUARD:

COLOR		M/L
BLACK	2704-	0429



SECTOR KNEE GUARD

FEATURES:

- Durable polypropylene molded panels
- Two adjustable retention straps
- Slim, compact design

GUARD:

COLOR		M/L
BLACK	2704-	0082



GUARDIAN BELT

FEATURES:

- Lightweight perforated biofoam and airprene chassis
- Ergonomic design contours the body
- TPR panels enhance structure and support
- Dual-pull elastic support straps and hook and loop belt
- Rear foam padding
- Moisture wicking materials
- S/M 28-36in. waist & L/XL 36-44in. waist

BELT:

COLOR		S/M	L/XL
BLACK	2703-	0153	0154



COMP XP ELBOW GUARD



FEATURES:

- Soft impact protector mounted in fabric sleeve comfortably fits under riding gear
- Removable impact protector for easy washing
- Airprene panel for airflow
- Vented nylon mesh for breathability
- Adjustable strap with hook and loop closure for a secure fit
- Backside of elbow pad is sculpted for increased mobility
- Silicone backed elbow cup helps keep pad in position
- Impact protector insert tested and certified according to EN 1621-1:2012

GUARD:

COLOR		S/M	L/XL
BLACK	2706-	0204	0205



COMP XP KNEE GUARD



FEATURES:

- Soft impact protector mounted in fabric sleeve comfortably fits under riding gear
- Removable impact protector for easy washing
- Airprene panel for airflow
- Vented nylon mesh for breathability
- Adjustable strap with hook and loop closure for a secure fit
- Backside of elbow pad is sculpted for increased mobility
- Silicone backed elbow cup helps keep pad in position
- Impact protector insert tested and certified according to EN 1621-1:2012

GUARD:

COLOR		S/M	L/XL
BLACK	2704-	0486	0487





COMP XP FLEX LS DEFLECTOR



FEATURES:

- Lightly padded and articulated chest/back/shoulder/forearm panels
- Long sleeve construction for extended coverage
- Mesh construction for ventilation
- Flat-stitched seams minimize irritation
- Compression fit base layer
- Tested according to the Essential Health and Safety Requirements of Regulation EU 2016/425, Category I

DEFLECTOR:

COLOR		S/M	L/XL
BLACK	2701-	0949	0950



COMP XP PANT



FEATURES:

- Lightly padded and articulated molded EVA hip padding
- Tricot wrapped foam crotch pad
- Full length compression pant
- Moisture wicking chassis
- Flat-stitched seams minimize irritation
- Tested according to the Essential Health and Safety Requirements of Regulation EU 2016/425, Category I

PANT:

COLOR		S	M	L	XL	2XL	3XL
BLACK	2940-	0369	0370	0371	0372	0373	0374



COMP XP FLEX DEFLECTOR



FEATURES:

- Lightly padded and articulated chest/back/shoulder/forearm panels
- Sleeveless construction for mobility
- Mesh construction for ventilation
- Flat-stitched seams minimize irritation
- Compression fit base layer
- Tested according to the Essential Health and Safety Requirements of Regulation EU 2016/425, Category I

DEFLECTOR:

COLOR		S/M	L/XL
BLACK	2701-	0951	0952



COMP XP SHORT



FEATURES:

- Lightly padded and articulated molded EVA hip padding
- Tricot wrapped foam crotch pad
- Form fitting for a no-bind fit
- Moisture wicking chassis
- Flat-stitched seams minimize irritation
- Tested according to the Essential Health and Safety Requirements of Regulation EU 2016/425, Category I

SHORT:

COLOR		S	M	L	XL	2XL	3XL
BLACK	2940-	0363	0364	0365	0366	0367	0368



COMP SHIRT

FEATURES:

- Compression fit prevents binding
- Four-way stretch for maximum flexibility
- Mesh back panel promotes airflow
- Flat-stitched seams to reduce irritation
- Long sleeve construction for increased coverage

SHIRT:

COLOR		S/M	L/XL
BLACK	2940-	0387	0388



COMP PANT

FEATURES:

- Compression fit prevents binding
- Four-way stretch for maximum flexibility
- Elastic waistband keeps out roost and sand
- Flat-stitched seams to reduce irritation
- Full length pant for increased coverage

PANT:

COLOR		S	M	L	XL	2XL	3XL
BLACK	2940-	0381	0382	0383	0384	0385	0386



COMP SHORT

FEATURES:

- Compression fit prevents binding
- Four-way stretch for maximum flexibility
- Elastic waistband keeps out roost and sand
- Flat-stitched seams to reduce irritation

SHORT:

COLOR		S	M	L	XL	2XL	3XL
BLACK	2940-	0375	0376	0377	0378	0379	0380



COMP KNEE SLEEVE

FEATURES:

- Reduces abrasion associated with knee guards
- Moisture wicking chassis
- Anti-slip silicone backing under the top band

SLEEVE:

COLOR		S	M	L
BLACK	2704-	0455	0456	0457





COMP SOCK

FEATURES:

- Full-length knee brace sock
- Stretch mesh construction for a cool, comfortable fit
- Deep heel pocket
- No-fade sublimated graphics

SOCK:

COLOR		S	M
BLACK	3431-	0399	0400



BLACK/LIME

MX SOCK

FEATURES:

- Thick, traditional length MX sock
- Ribbed panels in cuff, ankle and instep
- Ideal for use with knee braces

SOCK:

COLOR		6-9	10-13
BLACK/LIME	3431-	0375	0376
NAVY/ORANGE	3431-	0377	0378
RED/WHITE	3431-	0379	0380
WHITE/BLACK	3431-	0381	0382



BLACK/CHARCOAL



NAVY/WHITE

MX COOL SOCK

FEATURES:

- Moisture wicking Cool Max®
- Traditional length MX sock
- Ribbed panels in cuff

SOCK:

COLOR		6-9	10-13
BLACK/CHARCOAL	3431-	0425	0426
NAVY/WHITE	3431-	0427	0428



BLACK/CHARCOAL



RED/WHITE



WHITE/BLACK











AARON PLESSINGER







BLACK/ORANGE

ARMY GREEN

ASSIST SHORT SLEEVE JERSEY

FEATURES:

- Durable polyester main fabric
- Performance fit
- Hybrid set-in sleeve
- Moisture wicking materials
- Short sleeve design

JERSEY:

COLOR		XS	S	M	L	XL	2XL
ARMY GREEN	5120-	0038	0039	0040	0041	0042	0043
BLACK/ORANGE	5120-	0044	0045	0046	0047	0048	0049



BLACK/GRAY

ASSIST LONG SLEEVE JERSEY

FEATURES:

- Durable polyester main fabric
- Performance fit
- Hybrid set-in sleeve
- Moisture wicking materials
- Long sleeve design

JERSEY:

COLOR		XS	S	M	L	XL	2XL
BLACK/GRAY	5120-	0050	0051	0052	0053	0054	0055



TMF MOETE 3 PAD

ASSIST LINER SHORT

FEATURES:

- TMF Moete 3 pad uses multi-density foam for lasting comfort in the saddle
- Custom lower leg silicone print for secure placement
- 1.5" elastic waistband ensures proper waist placement
- 8" inseam
- Compression style fit
- Low profile flatlock stitching provides comfortable fit

SHORT:

COLOR		28	30	32	34	36	38	40
BLACK	5001-	0025	0026	0027	0028	0029	0030	0031



ASSIST MTB SHORT

FEATURES:

- Motocross inspired design and construction for MTB and e-MTB performance
- Constructed with premium In-Motion fabric
- Rear yoke stretch panel allows additional mobility for active riding position
- Two zippered pockets for on-the-trail storage
- Snap closure with hook and loop fly ensures a secure fit
- Side cinch system allows for precision waist adjustment
- Interior waistband silicone print for secure placement
- Liner Short sold separately

SHORT:

COLOR		28	30	32	34	36	38	40
BLACK	5001-	0032	0033	0034	0035	0036	0037	0038









TRANSIT WHEELIE BAG

FEATURES:

- TPR ventilation throughout
- PU Backed boot compartment for durability & cleaning
- Micro fleece lined helmet & goggle pocket Roll-out changing mat
- Mesh pockets along both sides of main compartment
- Large main compartment is ventilated on both sides Retractable push button handle for ease of movement
- Durable reinforced handles
- Oversized rolling wheels
- Cinch straps to compress bag height
- 1200D Ballistic polyester shell, 210D polyester lining
- Durable molded base
- Standard dimensions: 37" (l) x 16.75" (w) x 17.75"(h)
- Metric dimensions: 93.38 cm (l) x 42.5 cm (w) x 45 cm (h)

BAG:

COLOR		O/S
GRAY/BLACK	3512-	0259



TPR VENTILATION THROUGHOUT

CIRCUIT BAG

FEATURES:

- TPR ventilation throughout
- PU Backed boot compartment for durability & cleaning
- Micro fleece lined helmet & goggle pocket
- Roll-out changing mat
- Mesh pockets along both sides of main compartment
- Large main compartment is ventilated on both sides
- Durable reinforced handles
- Adjustable padded shoulder strap
- 1200D Ballistic polyester shell, 210D polyester lining
- Durable base
- Standard dimensions: 33" (l) x 15" (w) x 16.5" (h)
- Metric dimensions: 84 cm (l) x 38 cm (w) x 42 cm (h)

BAG:

COLOR		O/S
GRAY/BLACK	3512-	0258



PU BACKED BOOT COMPARTMENT



HELMET BAG

FEATURES:

- Micro fleece lined helmet bag
  - Double stitched reinforced handle
  - Ventilation holes promote airflow and decrease odor
  - 1200D ballistic polyester shell
- Standard dimensions:  
16" (l) x 10" (w) x 12" (h)
  - Metric dimensions:  
140.64 cmn (l) x 25.4 cm (w) x 30.5 cm (h)

BAG:

COLOR		O/S
GRAY/BLACK	3514-	0039

\*HELMET NOT INCLUDED



GOGGLE BAG

FEATURES:

- Easily stores four goggles between adjustable foam padded inserts
  - Additional pockets to hold extra lenses, tear-offs, rolls of film and accessories
  - Double stitched reinforced handle
  - 1200D ballistic polyester shell with nylon support piece that provides structure
- Stress free way to organize your eyewear
  - Standard dimensions:  
16" (l) x 9.5" (w) x 4.5" (h)
  - Metric dimensions:  
40.64 cm (l) x 24.13 cm (w) x 11.43 cm (h)

BAG:

COLOR		O/S
GRAY/BLACK	3512-	0285

\*GOGGLES NOT INCLUDED



SLAM BACKPACK

FEATURES:

- Large main compartment with padded laptop sleeve
  - Micro fleece lined glasses/media pocket
  - Internal mesh pocket
  - Reverse face YKK® water resistant zip on front
  - Adjustable front sliding closure
- THOR reflective logo
  - 1200D Ballistic polyester/600D with PU coating throughout
  - Standard dimensions:  
19" (l) x 11" (w) x 7" (d)
  - Metric dimensions:  
48.26 cm (l) x 28 cm (w) x 18 cm (d)

BACKPACK:

COLOR		O/S
GRAY/BLACK	3517-	0443





EASY ACCESS BLADDER



BPA FREE BITE VALVE



ADJUSTABLE STRAPS

RESERVOIR PACK



FEATURES:

- 3 liter BPA-free bladder with an easy clean, big bore top
- Magnetic bite valve holder
- Thermal lined bladder compartment
- Sternum strap and buckle keep gear secured
- Pack harness is angled away from the underarms giving total freedom of movement
- Harness made with air mesh for ventilation
- Neoprene hydration tube sleeve Large main compartment and secondary compartment with internal mesh pockets
- Straps on front to cinch down additional luggage
- Reverse face YKK® water resistant zip on front
- Micro fleece lined glasses/media pocket
- THOR reflective logo
- 1200D ballistic polyester/600D reversed faced poly shell
- Standard dimensions: 20" (l) x 11" (w) x 6" (d)
- Metric dimensions: 50.8 cm (l) x 28 cm (w) x 15.25 cm (d)

PACK:

COLOR		O/S
GRAY/BLACK	3519-	0056



REPLACEMENT BITE VALVE:

COLOR		O/S
BLACK/BLUE	3519-	0057



3L REPLACEMENT BLADDER:

COLOR		O/S
CLEAR	3519-	0060

HYDRANT PACK



FEATURES:

- 2 liter BPA-free bladder with an easy clean, big bore top magnetic bite valve holder
- Thermal lined bladder compartment helps keep fluids cool
- Sternum strap and buckle keep gear secured
- Pack harness is angled away from the underarms giving total freedom of movement
- Harness made with air mesh for ventilation
- Internal mesh pocket for orgaization
- Neoprene hydration tube sleeve helps keep fluid cool
- Reverse face YKK® water resistant zip on front
- THOR reflective logo
- 1200D ballistic polyester/600D reversed faced polyshell
- Standard dimensions: 16" (l) x 8.5" (w) x 2" (d)
- Metric dimensions: 40.64 cm (l) x 21.59 cm (w) x 5 cm (d)

PACK:

COLOR		O/S
GRAY/BLACK	3519-	0051



REPLACEMENT BITE VALVE:

COLOR		O/S
BLACK/BLUE	3519-	0057



2L REPLACEMENT BLADDER:

COLOR		O/S
CLEAR	3519-	0059



VAPOR PACK



FEATURES:

- 1.5 liter BPA-free bladder with an easy clean, big bore top
- Magnetic bite valve holder
- Thermal lined bladder compartment helps keep fluids cool
- Sternum strap and buckle keep gear secured
- Pack harness is angled away from the underarms giving total freedom of movement
- Harness made with air mesh for ventilation
- Neoprene hydration tube sleeve helps keep fluid cool
- External zippered pocket
- Reverse face YKK® water resistant zip on front
- Micro fleece lined glasses/media pocket
- THOR reflective logo
- 1200D ballistic polyester/600D reversed faced poly shell
- Standard dimensions: 16" (l) x 10" (w) x .5" (d)
- Metric dimensions: 40.64 cm (l) x 25.4 cm (w) x .1.25 cm (d)

PACK:

COLOR		O/S
GRAY/BLACK	3519-	0050



REPLACEMENT BITE VALVE:

COLOR		O/S
BLACK/BLUE	3519-	0057

1.5L REPLACEMENT BLADDER:

COLOR		O/S
CLEAR	3519-	0058



VAULT PACK

FEATURES:

- Race radio pocket measuring 6"H x 3.5"W
- Built in tool roll with elastic tool slots
- Large padded waist belt evenly distributes weight
- Coated mesh pocket for bolts and other small tools
- THOR reflective logo
- Nylon lined 600D polyester throughout
- Standard dimensions: 26" (l) x 6" (h) x 3" (d)
- Metric dimensions: 66 cm (l) x 15.24 cm (h) x 7.62 cm (d)

PACK:

COLOR		O/S
GRAY/BLACK	3510-	0093



BUILT IN TOOL ROLL WITH ELASTIC SLOTS  
(TOOLS NOT INCLUDED)



JULIEN BEAUMER



THE  
BOOK



YOUTH PULSE RACER

JERSEY FEATURES:

- Laser cut ventilation for optimized cooling
- Dimple mesh paneling
- Durable polyester main fabric
- Four-way stretch cuff and collar
- Performance fit
- Hybrid set-in sleeve
- Performance construction
- Moisture wicking materials

PANT FEATURES:

- Designed to offer the optimal balance between mobility and durability
- Constructed with 600D polyester in high wear zones
- In-Motion panels improve flexibility and durability throughout
- Durable nylon saddle construction
- Full grain leather inner knee panels for optimal grip and durability
- Durable stitching throughout
- Laser cut ventilation
- Mesh lower leg paneling
- Button and zipper closure
- Pre curved chassis design assumes active riding position
- Athletic mesh comfort liner

JERSEY:

COLOR		2XS	XS	S	M	L	XL
BLACK/RED/BLUE	2912-	1854	1855	1856	1857	1858	1859
WHITE/NAVY	2912-	1860	1861	1862	1863	1864	1865
ACID/BLACK	2912-	1866	1867	1868	1869	1870	1871
ORANGE/MIDNIGHT	2912-	1872	1873	1874	1875	1876	1877

PANT:

COLOR		18	20	22	24	26	28
BLACK/RED/BLUE	2903-	1847	1848	1849	1850	1851	1852
WHITE/NAVY	2903-	1853	1854	1855	1856	1857	1858
ACID/BLACK	2903-	1859	1860	1861	1862	1863	1864
ORANGE/MIDNIGHT	2903-	1865	1866	1867	1868	1869	1870



ACID/BLACK



WHITE/NAVY



BLACK/RED/BLUE



ORANGE/MIDNIGHT



YOUTH PULSE TROPIX

JERSEY FEATURES:

- Laser cut ventilation
- Dimple mesh paneling
- Durable polyester main fabric
- Four-way stretch cuff and collar
- Refined fit
- Hybrid set-in sleeve
- Performance construction
- Moisture wicking materials

PANT FEATURES:

- Designed to offer the optimal balance between mobility and durability
- Constructed with 600D polyester in high wear zones
- In-Motion panels improve flexibility and durability throughout
- Durable nylon saddle construction
- Full grain leather inner knee panels for optimal grip and durability
- Durable stitching throughout
- Laser cut ventilation
- Mesh lower leg paneling
- Button and zipper closure
- Pre curved chassis design assumes active riding position
- Athletic mesh comfort liner

JERSEY:

COLOR		2XS	XS	S	M	L	XL
BLACK/WHITE	2912-	1878	1879	1880	1881	1882	1883

PANT:

COLOR	#	18	20	22	24	26	28
BLACK/WHITE	2903-	1871	1872	1873	1874	1875	1876



WHITE/RED

MIDNIGHT/WHITE

YOUTH PULSE AIR RAD

JERSEY FEATURES:

- Polyester mesh main fabric allows maximum air flow
- Dimple mesh paneling
- Four-way stretch cuff and collar
- Performance fit
- Hybrid set-in sleeve
- Performance construction
- Moisture wicking materials

PANT FEATURES:

- Designed to offer the optimal balance between mobility and durability
- Constructed with power knit polyester mesh
- In-Motion panels improve flexibility and durability throughout
- Full grain leather inner knee panels for improved grip and durability
- Nylon saddle construction
- Durable stitching throughout
- Button and zipper closure
- Pre curved chassis design
- Athletic mesh comfort liner

JERSEY:

COLOR		2XS	XS	S	M	L	XL
MIDNIGHT/WHITE	2912-	1960	1961	1962	1963	1964	1965
WHITE/RED	2912-	1966	1967	1968	1969	1970	1971

PANT:

COLOR		18	20	22	24	26	28
MIDNIGHT/WHITE	2903-	1883	1884	1885	1886	1887	1888
WHITE/RED	2903-	1877	1878	1879	1880	1881	1882







RED/BLACK



MINT/CHARCOAL



BLUE/MIDNIGHT



ORANGE/MIDNIGHT

YOUTH SECTOR VAPOR

JERSEY FEATURES:

- Refined fit for increased performance
- Raglan style sleeves for optimal mobility
- Moisture wicking material keeps you dry
- No-fade sublimated graphics
- Heat transfer neck label
- Drop tail design helps keep jersey tucked in

PANT FEATURES:

- Pre-curved shape for maximum comfort
- Durable stitching throughout
- Refined fit for increased performance
- Abrasion tolerant materials
- Buckle closure
- Athletic mesh liner

JERSEY:

COLOR		2XS	XS	S	M	L	XL
ORANGE/MIDNIGHT	2912-	1924	1925	1926	1927	1928	1929
MINT/CHARCOAL	2912-	1930	1931	1932	1933	1934	1935
BLUE/MIDNIGHT	2912-	1936	1937	1938	1939	1940	1941
RED/BLACK	2912-	1942	1943	1944	1945	1946	1947

PANT:

COLOR		18	20	22	24	26	28
ORANGE/MIDNIGHT	2903-	1889	1890	1891	1892	1893	1894
MINT/CHARCOAL	2903-	1895	1896	1897	1898	1899	1900
BLUE/MIDNIGHT	2903-	1901	1902	1903	1904	1905	1906
RED/BLACK	2903-	1907	1908	1909	1910	1911	1912

YOUTH SECTOR WARSHIP

JERSEY FEATURES:

- Refined fit for increased performance
- Raglan style sleeves for optimal mobility
- Moisture wicking material keeps you dry
- No-fade sublimated graphics
- Heat transfer neck label
- Drop tail design helps keep jersey tucked in

PANT FEATURES:

- Pre-curved shape for maximum comfort
- Durable stitching throughout
- Refined fit for increased performance
- Abrasion tolerant materials
- Buckle closure
- Athletic mesh liner

JERSEY:

COLOR		2XS	XS	S	M	L	XL
BLUE/ACID	2912-	1948	1949	1950	1951	1952	1953
GREEN/ORANGE	2912-	1954	1955	1956	1957	1958	1959

PANT:

COLOR		18	20	22	24	26	28
BLUE/ACID	2903-	1913	1914	1915	1916	1917	1918
GREEN/ORANGE	2903-	1919	1920	1921	1922	1923	1924



BLUE/ACID

GREEN/ORANGE

YOUTH SECTOR LINK

JERSEY:

COLOR		2XS	XS	S	M	L	XL
BLUE	2912-	1730	1731	1732	1733	1734	1735
ACID	2912-	1736	1737	1738	1739	1740	1741
ORANGE	2912-	1742	1743	1744	1745	1746	1747
RED	2912-	1748	1749	1750	1751	1752	1753
PINK	2912-	1754	1755	1756	1757	1758	1759

PANT:

COLOR		18	20	22	24	26	28
BLACK	2903-	1744	1745	1746	1747	1748	1749



RED

ACID

BLUE



ORANGE

PINK

JERSEY AND PANT KIT SHOWN





BLACK/FLO ACID



YOUTH SPECTRUM GLOVE

FEATURES:

- Rubber backhand panels
- Lightly padded palms for a comfortable grip
- Mesh and Airprene construction for airflow
- Notched wrist opening
- Silicone treated finger tips
- Hook and loop closure system
- Wrapped thumb and gripping points

GLOVE:

COLOR		2XS	XS	S	M	L
BLACK	3332-	1403	1404	1405	1406	1407
RED/GRAY	3332-	1456	1457	1458	1459	1460
BLUE	3332-	1461	1462	1463	1464	1465
MIDNIGHT/ORANGE	3332-	1466	1467	1468	1469	1470
BLACK/WHITE	3332-	1471	1472	1473	1474	1475
BLACK/FLO ACID	3332-	1476	1477	1478	1479	1480



BLACK



RED/GRAY



BLUE



MIDNIGHT/ORANGE



BLACK/WHITE



RED



YOUTH SECTOR GLOVE

FEATURES:

- Fitted stretch backhand panel for lightweight comfort
- Notched wrist opening provides quick entry
- Hook and loop closure system
- Perforated palm keeps hands cool
- Four-way stretch finger gussets
- Silicone treated fingertips
- Wrapped thumb and gripping points

GLOVE:

COLOR		2XS	XS	S	M	L
BLACK	3332-	1511	1512	1513	1514	1515
BLUE	3332-	1516	1517	1518	1519	1520
ORANGE	3332-	1521	1522	1523	1524	1525
RED	3332-	1526	1527	1528	1529	1530
ACID	3332-	1531	1532	1533	1534	1535



BLACK



BLUE



ORANGE



ACID



ORANGE/NAVY



YOUTH SECTOR MIPS® SPLIT HELMET



Designed for comfort, performance and coverage, all without draining your wallet. Focusing on the details, our helmets feature a dual density EPS liner, injection molded polycarbonate/ABS shell, adjustable visor and integrated ventilation for class-leading performance. Wherever your ride takes you, the Sector and Sector MIPS helmets are up to the task.

FEATURES:

- MIPS (Multi-Directional Impact Protection System®) Brain Protection System (BPS) absorbs and redirects rotational energies
- Dual density EPS liner features extensive venting
- Injection molded polycarbonate/ABS shell
- Fully adjustable vented visor to reduce lift
- Removable/washable moisture wicking liner
- Flexible rubber nose piece
- Hi-flow mouth vent with filter for air intake
- Rear shell shape easily repositions the goggle strap
- DOT and ECE 22.05 approved

HELMET:

COLOR		S	M	L
ORANGE/NAVY	0111-	1353	1354	1355
ACID/BLACK	0111-	1356	1357	1358
WHITE/BLACK	0111-	1359	1360	1361



MATTE FINISH



MIPS® INSIDE

The MIPS BPS allows the head to move inside the helmet which can reduce the harmful rotational motion otherwise transferred to the brain.

SAFETY WARNING:

Riding a motorcycle is a dangerous activity. When riding, always wear a helmet, eye protection and protective clothing. There is no assurance that serious injury or death can be avoided even if you wear the product shown in this catalog and take all the precautions to avoid every risk. Please ensure that your THOR products fit properly. Improperly fitting products can impair your ability to control your motorcycle.

For more information visit [mipsprotection.com](https://mipsprotection.com)





ACID/BLACK

WHITE/BLACK





ACID/LIME

YOUTH SECTOR RACER & SOLID HELMETS

FEATURES:

- Single density EPS liner features extensive venting
- Injection molded polycarbonate/ABS shell
- Fully adjustable vented visor to reduce lift
- Removable/washable moisture wicking liner
- Flexible rubber nose piece
- Hi-flow mouth vent with filter for air intake
- Rear shell shape easily repositions the goggle strap
- DOT and ECE 22.05 approved

HELMET:

COLOR		S	M	L
ACID/LIME	0111-	1341	1342	1343
BLACK/CHARCOAL	0111-	1344	1345	1346
ORANGE/MIDNIGHT	0111-	1347	1348	1349
WHITE/RED/BLUE	0111-	1350	1351	1352
SOLID BLACK	0111-	1162	1163	1164



**DOT+ECE**  
APPROVED

ECE 22.05





BLACK/CHARCOAL



ORANGE/MIDNIGHT



WHITE/RED/BLUE



SOLID BLACK



RED/BLACK



FLO ORANGE/BLACK



FLO GREEN/BLACK



CAP BLACK/LIME



CAP RED/WHITE



WEB BLACK/WHITE



BLACK/WHITE



BLUE/WHITE



WHITE/BLACK



FLO PINK/BLACK

YOUTH COMBAT GOGGLE



FEATURES:

- Innovative frame with maximum airflow vents
- Drilled frame ports for increased ventilation and fog resistance
- Anti-fog, scratch resistant lens with UV protection
- Optically correct polycarbonate lens for clear vision
- Clear lens mounted (Replacement lenses available)
- Dual post tear-off system ready (Replacement tear-offs available)
- Single layer 12mm face foam for a secure seal
- Adjustable woven strap with silicone grip for secure fit
- Plush goggle bag included for safe storage
- Supports Total Vision System
- Tested and certified according to European Standard EN 1938:2010

PRINTED & FLO GOGGLES:

COLOR	O/S
FLO GREEN/BLACK	2601-2362
FLO ORANGE/BLACK	2601-2370
FLO PINK/BLACK	2601-2371
WEB BLACK/WHITE	2601-2372
CAP/BLACK LIME	2601-2373
CAP RED/WHITE	2601-2374

SOLID GOGGLES:

COLOR	O/S
BLACK/WHITE	2601-2357
BLUE/WHITE	2601-2358
RED/BLACK	2601-2359
WHITE/BLACK	2601-2361

YOUTH COMBAT LENSES AND TEAR OFFS:



CLEAR

SMOKE

CLEAR TEAR OFF (10 PACK)

LENSES & TEAR OFFS:

COLOR	O/S
CLEAR	2602-0778
SMOKE	2602-0779
TEAR OFF - CLEAR (10 PACK)	2602-0780



YOUTH SENTINEL GP ROOST GUARD



FEATURES:

- Stone shield chest panel constructed with molded panels to protect the rider from lofted small stones and debris
  - Level 1 back protector constructed to reduce impact energy transmission
  - Adjustable elastic torso strap, ratcheting buckle closure
- Strategically placed ventilation ports
  - Soft chassis liner molded for maximum comfort
  - Stone shield chest panel is tested and certified to the basic requirement of Directive 89/686/EC
  - Back protector tested and certified according to European Standard EN 1621-2:2014

GUARD:

COLOR		S/M
BLACK/WHITE	2701-	0758
WHITE/BLACK	2701-	0759
BLACK/RED	2701-	0761
BLACK/ FLO ORANGE	2701-	0762
BLACK/FLO GREEN	2701-	0763



BLACK



BLACK/FLO GREEN



BLACK/FLO ORANGE



BLACK/RED



WHITE/BLACK

YOUTH SENTINEL ROOST GUARD



FEATURES:

- Stone shield chest panel constructed with molded panels to protect the rider from lofted small stones and debris
  - Adjustable elastic torso strap, ratcheting buckle closure
- Strategically placed ventilation ports
  - Soft chassis liner molded for maximum comfort
  - Tested and certified to the basic requirements of directive 89/686/EC

GUARD:

COLOR		O/S
BLACK	2701-	0782
WHITE	2701-	0783



BLACK



WHITE



RED/BLACK



CHARCOAL/BLACK



WHITE/BLACK



FLO/GREEN

YOUTH GUARDIAN MX ROOST GUARD



FEATURES:

- Innovative Press-Fit molded comfort liner system
- Adjustable waist buckle closure system
- Level 1 back protector
- Stone shield chest panel constructed with molded panels
- Strategically placed ventilation ports for cooling
- Refined fit for maximum deflector coverage
- Biofoam shoulder pads with adjustable strap system
- Stone shield chest panel is tested and certified to the basic requirement of Directive 89/686/EC
- Back protector tested and certified according to European Standard EN 1621-2:2014

GUARD:

COLOR		2XS/XS	S/M
FLO/GREEN	2701-	0854	0855
RED/BLACK	2701-	0856	0857
WHITE/BLACK	2701-	0858	0859
CHARCOAL/BLACK	2701-	0860	0861



BLUE/BLACK



WHITE



ORANGE/BLACK



RED/BLACK



BLACK

YOUTH GUARDIAN ROOST GUARD



FEATURES:

- Innovative Press-Fit molded comfort liner system
- Adjustable waist buckle closure system
- Level 1 back protector
- Stone shield constructed with molded panels
- Strategically placed ventilation ports
- Refined fit for maximum deflector coverage
- Adjustable suspension shoulder guards with molded comfort liner
- Adjustable and removable biceps arm guards with molded comfort liner
- Stone shield tested and certified according to the Essential Health and Safety Requirements of EU Regulation 2016/425
- Back protector tested and certified according to European Standard EN 1621-2:2014

GUARD:

COLOR		2XS/XS	S/M
BLACK	2701-	0964	0965
WHITE	2701-	0966	0967
RED/BLACK	2701-	0968	0969
ORANGE/BLACK	2701-	0970	0971
BLUE/BLACK	2701-	0972	0973





BLACK (PAIR)

RED (PAIR)

YOUTH FORCE XP KNEE GUARD



FEATURES:

- Perforated Airprene chassis
- Impact resistant, polyethylene kneecap with dual pivot system
- Level 1 knee protector
- Inverted post latching system
- Adjustable hook and loop closure strap
- Asymmetrical design for comfort and fit
- Tested and certified according to European Standard EN 1621-1:2012

GUARD:

COLOR		S/M
BLACK	2704-	0431
RED	2704-	0432



YOUTH QUADRANT ELBOW GUARD

FEATURES:

- Adjustable closure system
- Moisture wicking interior panel
- Sewn in foam elbow donut
- Extensive vent channels

GUARD:

COLOR		S/M
BLACK	2706-	0138



YOUTH SECTOR GP KNEE GUARD



FEATURES:

- Level 1 knee protector
- Durable polypropylene molded panels
- Two adjustable retention straps
- Slim, compact design
- Tested and certified according to European Standard EN 1621-1:2012

GUARD:

COLOR		S/M
BLACK	2704-	0430



YOUTH SECTOR KNEE GUARD

FEATURES:

- Durable polypropylene molded panels
- Two adjustable retention straps
- Slim, compact design

GUARD:

COLOR		S/M
BLACK	2704-	0083



FLO/BLACK

YOUTH BLITZ XP BOOT



FEATURES:

- Adjusted boot height and smaller sizing tailors to younger riders
- Pre-curved injection molded shin plate
- 3 fully adjustable straps allow for a custom, rider specific fit
- Fully synthetic calf overlays deliver premium durability and optimal grip
- Injection molded medial abrasion plate with integrated shift protection
- Metal toe cap reinforces the outsole strength
- Uni-directional outsole with a steel shank insert
- Injection molded positive lock buckles
- Mesh liner promotes airflow
- Tested and certified according to standard EN 13634:2015

BOOT:

COLOR		1	2	3	4	5	6	7
BLACK	3411-	0503	0504	0505	0506	0507	0508	0509
CHARCOAL/ORANGE	3411-	0510	0511	0512	0513	0514	0515	0516
FLO/BLACK	3411-	0517	0518	0519	0520	0521	0522	0523
RED/BLACK	3411-	0524	0525	0526	0527	0528	0529	0530
WHITE/BLACK	3411-	0531	0532	0533	0534	0535	0536	0537



BLACK



CHARCOAL/ORANGE



RED/BLACK



WHITE/BLACK

BLITZ XP MINI BOOT



FEATURES:

- Adjusted boot height and smaller sizing tailors to child riders
- Pre-curved injection molded shin plate
- 2 fully adjustable straps allow for a custom, rider specific fit
- Fully synthetic calf overlays deliver premium durability and optimal grip
- Uni-directional outsole with steel shank insert
- Injection molded positive lock buckles
- Mesh liner promotes airflow
- Tested and certified according to standard EN 13634:2015

BOOT:

COLOR		10	11	12	13
BLACK	3411-	0538	0539	0540	0541
BLACK/PINK	3411-	0542	0543	0544	0545



BLACK



BLACK/PINK



YOUTH MX COOL SOCK

FEATURES:

- Moisture wicking Cool Max®
- Traditional length MX sock
- Ribbed panels in cuff

SOCK:

COLOR		1-6
BLACK/CHARCOAL	3431-	0429
NAVY/WHITE	3431-	0430



BLACK/CHARCOAL



NAVY/WHITE

YOUTH MX SOCK

FEATURES:

- Thick, traditional length MX sock
- Ribbed panels in cuff, ankle and instep
- Ideal for use with knee braces

SOCK:

COLOR		1-6
BLACK/LIME	3431-	0383
NAVY/ORANGE	3431-	0384
RED/WHITE	3431-	0385
WHITE/BLACK	3431-	0386



BLACK/LIME



RED/WHITE



WHITE/BLACK



NAVY/ORANGE

KELSEY ABBOTT







BLACK/PINK

WOMEN'S PULSE RACER

JERSEY FEATURES:

- Laser cut ventilation for optimized cooling
- Dimple mesh paneling
- Durable polyester main fabric
- Four-way stretch cuff and collar
- Performance fit
- Hybrid set-in sleeve
- Performance construction
- Moisture wicking materials

PANT FEATURES:

- Designed to offer the optimal balance between mobility and durability
- Women's specific cut
- Constructed with 600D polyester in high wear zones
- In-Motion panels improve flexibility and durability throughout
- Durable nylon saddle construction
- Full grain leather inner knee panels for optimal grip and durability
- Double stitching throughout
- Laser cut ventilation
- Mesh lower leg paneling
- Dual side cinch system for precise waist adjustment
- Button and zipper closure
- Pre curved chassis design assumes active riding position
- Athletic mesh comfort liner

JERSEY:

COLOR		XS	S	M	L	XL
BLACK/PINK	2911-	0197	0198	0199	0200	0201
VINTAGE WHITE/MIDNIGHT	2911-	0202	0203	0204	0205	0206

PANT:

COLOR		3/4	5/6	7/8	9/10	11/12	13/14
BLACK/PINK	2902-	0253	0254	0255	0256	0257	0258
VINTAGE WHITE/MIDNIGHT	2902-	0259	0260	0261	0262	0263	0264



VINTAGE WHITE/MIDNIGHT



WOMEN'S PULSE SAKURA/VERSA

SAKURA JERSEY:

COLOR		XS	S	M	L	XL
BLACK	2911-	0207	0208	0209	0210	0211

VERSA PANT:

COLOR		3/4	5/6	7/8	9/10	11/12	13/14
GRAY/BLACK	2902-	0265	0266	0267	0268	0269	0270



WOMEN'S SECTOR LINK

JERSEY FEATURES:

- Refined fit for increased performance
- Raglan style sleeves for optimal mobility
- Moisture wicking material keeps you dry
- No-fade sublimated graphics
- Heat transfer neck label
- Drop tail design helps keep jersey tucked in

PANT FEATURES:

- Pre-curved shape for maximum comfort
- Double and triple stitching for durability
- Refined fit for increased performance
- Abrasion tolerant materials
- Buckle closure
- Athletic mesh liner

JERSEY:

COLOR		XS	S	M	L	XL
PINK	2911-	0182	0183	0184	0185	0186

PANT:

COLOR		3/4	5/6	7/8	9/10	11/12	13/14
BLACK	2902-	0235	0236	0237	0238	0239	0240





WOMEN'S SPECTRUM GLOVE

FEATURES:

- Rubber backhand panels
- Lightly padded palms for a comfortable grip
- Mesh and Airprene construction for airflow
- Notched wrist opening
- Silicone treated finger tips
- Hook and loop closure system
- Wrapped thumb and gripping points

GLOVE:

COLOR		S	M	L	XL
BLACK	3331-	0195	0196	0197	0198
BLACK/PINK	3331-	0199	0200	0201	0202



BLACK/PINK



BLACK

WOMEN'S SECTOR GLOVE

FEATURES:

- Fitted stretch backhand panel for lightweight comfort
- Notched wrist opening provides quick entry
- Hook and loop closure system
- Perforated palm keeps hands cool
- Four-way stretch finger gussets
- Silicone treated fingertips
- Wrapped thumb and gripping points

GLOVE:

COLOR		S	M	L	XL
PINK	3331-	0187	0188	0189	0190





WOMEN'S GUARDIAN GUARD



FEATURES:

- Pre-curved injection molded components throughout
- Radial hinge component adds structure and reduces over extension
- Injection molded positive-lock buckle system
- Adjustable straps allow for a custom and secure fit
- Injection molded medial abrasion plate with integrated shift protection
- Fully synthetic calf overlays deliver premium durability and optimal grip
- Low profile toe box for unhindered shifting
- Uni-directional outsole with steel shank for rigidity
- Replaceable outsole inserts for extended wear
- Mesh liner promotes airflow while interior EVA panels enhance comfort
- Tested and certified to standard EN 13634: 2017

GUARD:

COLOR		O/S
BLACK/PINK	2701-	0963



WOMEN'S BLITZ XP BOOT



FEATURES:

- Pre-curved injection molded shin plate
- 4 fully adjustable straps allow for a custom, rider specific fit
- Fully synthetic calf overlays deliver premium durability and optimal grip
- Injection molded medial abrasion plate with integrated shift protection
- Metal toe cap reinforces the outsole strength
- Uni-directional outsole with a steel shank insert
- Injection molded positive lock buckles
- Mesh liner promotes airflow
- Tested and certified according to standard EN 13634:2015

BOOT:

COLOR		5	6	7	8	9	10
BLACK/PINK	3410-	2227	2228	2229	2230	2231	2232
BLACK/WHITE	3410-	2233	2234	2235	2236	2237	2238



BLACK/PINK



BLACK/WHITE







RISING WINDBREAKER

Lightweight hooded windbreaker with 100% nylon shell and 100% polyester lining

WINDBREAKER:

COLOR		S	M	L	XL	2XL
BLACK	3001-	1183	1184	1185	1186	1187



CLUTCH ZIP-UP

Heavyweight 20% cotton, 80% polyester zip-up sweatshirt with screen printed graphics.

ZIP-UP:

COLOR		S	M	L	XL	2XL
GRAY	3050-	5131	5132	5133	5134	5135



TARGET ZIP-UP

Midweight 100% cotton zip-up hooded sweatshirt with screen printed graphics.

ZIP UP:

COLOR		S	M	L	XL	2XL
NICKEL/FORREST CAMO	3050-	5478	5479	5480	5481	5482



FORREST CAMO

BLACK

CRAFTED WINDBREAKER

Heavyweight 70% cotton, 30% polyester hooded sweatshirt with screen printed graphics.

WINDBREAKER:

COLOR		S	M	L	XL	2XL
FORREST CAMO	3050-	5463	5464	5465	5466	5467
BLACK	3050-	5468	5469	5470	5471	5472



BLACK



NAVY

STAR RACING CHEVRON ZIP-UP

Midweight 40% cotton, 60% poly zip-up hooded sweatshirt with screen printed graphics.

ZIP-UP:

COLOR		S	M	L	XL	2XL
BLACK	3050-	5315	5316	5317	5318	5319

COLOR		S	M	L	XL	2XL
NAVY	3050-	5320	5321	5322	5323	5324



LOUD POLO SHIRT

100% polyester performance knit polo shirt with screen printed logo.

TEE SHIRT:

COLOR		S	M	L	XL	2XL
BLACK	3040-	2618	2619	2620	2621	2622



STANDARD WORK SHIRT

68% polyester, 35% cotton button up work shirt with embroidered patch.

TEE SHIRT:

COLOR		S	M	L	XL	2XL
BLACK	3040-	2613	2614	2615	2616	2617





LOUD 2 TEE

Standard fit 100% cotton or 90% cotton, 10% polyester (Heather Gray) tee shirt with screen printed logo graphic.

TEE SHIRT:

COLOR		S	M	L	XL	2XL	3XL
BLACK	3030-	18323	18324	18325	18326	18327	18328
ROYAL	3030-	18329	18330	18331	18332	18333	18334
RED	3030-	18335	18336	18337	18338	18339	18340

COLOR		S	M	L	XL	2XL	3XL
NAVY	3030-	18341	18342	18343	18344	18345	18346
HEATHER GRAY/CAMO	3030-	18347	18348	18349	18350	18351	18352
BLACK/CAMO	3030-	18353	18354	18355	18356	18357	18358



STAR RACING CHEVRON TEE

Premium fit 100% cotton tee shirt with screen printed graphics.

TEE SHIRT:

COLOR		S	M	L	XL	2XL
BLACK	3030-	19293	19294	19295	19296	19297



STAR RACING UNITE TEE

Standard fit 100% cotton or 90% cotton, 10% polyester (Heather Gray) tee shirt.

TEE SHIRT:

COLOR		S	M	L	XL	2XL
HEATHER GRAY	3030-	19298	19299	19300	19301	19302
NAVY	3030-	19303	19304	19305	19306	19307



BLACK

SURPLUS GREEN

CRAFTED TEE

Premium fit 100% cotton tee shirt with screen printed graphic.

TEE SHIRT:

COLOR		S	M	L	XL	2XL
SURPLUS GREEN	3030-	19556	19557	19558	19559	19560
BLACK	3030-	19561	19562	19563	19564	19565



BLACK

HEATHER GRAY

SUPPLY TEE

Premium fit 100% cotton tee shirt with screen printed graphics on left chest and back.

TEE SHIRT:

COLOR		S	M	L	XL	2XL
HEATHER GRAY	3030-	19541	19542	19543	19544	19545
BLACK	3030-	19546	19547	19548	19549	19550



SURPLUS GREEN

BURGUNDY

LIGHTNING TEE

Premium fit 100% cotton tee shirt with screen printed graphic.

TEE SHIRT:

COLOR		S	M	L	XL	2XL
BURGUNDY	3030-	18383	18384	18385	18386	18387
SURPLUS GREEN	3030-	18388	18389	18390	18391	18392



MUSQUIN TEE

Premium fit 90% cotton, 10% polyester tee with screen printed graphics on left chest and back.

TEE SHIRT:

COLOR		S	M	L	XL	2XL
HEATHER GRAY	3030-	18448	18449	18450	18451	18452





WEBB TEE

Premium fit 90% cotton, 10% polyester tee shirt with screen printed graphics.

TEE SHIRT:

COLOR		S	M	L	XL	2XL
HEATHER GRAY	3030-	18443	18444	18445	18446	18447



PLESSINGER TEE

Premium fit 100% cotton tee shirt with screen printed graphics.

TEE SHIRT:

COLOR		S	M	L	XL	2XL
NAVY	3030-	18453	18454	18455	18456	18457



AQUA HEATHER

BLACK HEATHER

STEEL HEATHER

PRIME TEE

Premium fit 50% cotton, 50% polyester or 85% cotton, 15% cotton (Black Heather) tee shirt with screen printed graphic.

TEE SHIRT:

COLOR		S	M	L	XL	2XL
AQUA HEATHER	3030-	18393	18394	18395	18396	18397
BLACK HEATHER	3030-	18398	18399	18400	18401	18402
STEEL HEATHER	3030-	18408	18409	18410	18411	18412



BLEND TEE

Standard fit 100% cotton tee with screen printed graphic.

TEE SHIRT:

COLOR		S	M	L	XL	2XL	3XL	4XL
BLACK	3030-	19618	19619	19620	19621	19622	19623	19624



STAR RACING SNAPBACK

Six panel classic fit flat bill snapback Flexfit™ hat with woven patch. One size fits most.

HAT:

COLOR		O/S
BLACK	2501-	3403



BLACK



GRAY

PRIME FLEXFIT

Performance style six panel Flexfit™ curve bill hat with laser logo cut side ventilation.

HAT:

COLOR		S/M	L/XL
BLACK	2501-	3239	3243
GRAY	2501-	3240	3244



BLACK

CAMO

ICONIC FLEXFIT

Six panel Flexfit™ curved bill hat.

HAT:

COLOR		S/M	L/XL
BLACK	2501-	3237	3241
CAMO	2501-	3238	3242



BURGUNDY



NAVY

PATRIOT SNAPBACK

Six panel Archie style snapback with woven patch. One size fits most.

HAT:

COLOR		O/S
NAVY	2501-	3233
BURGUNDY	2501-	3234





BLACK/WHITE



GRAY/WHITE



BLACK/GRAY



BLACK



BLACK/MILITARY GREEN

TRUCKER SNAPBACK

Six panel classic fit blat bill snapback with woven patch. One size fits most.

HAT:

COLOR		O/S
BLACK/GRAY	2501-	2763
BLACK/WHITE	2501-	2764
GRAY/WHITE	2501-	2765

CHEVRON SNAPBACK

Six panel classic style snapback with woven patch. One size fits most.

HAT:

COLOR		O/S
BLACK	2501-	3437
BLACK/MILITARY GREEN	2501-	3438



HEATHER



BLACK

RUNNER BEANIE

Loose knit acrylic cuffed beanie with woven patch. One size fits most.

BEANIE:

COLOR		O/S
BLACK	2501-	2912
HEATHER	2501-	2913



BLACK

POP PUNK BEANIE

Loose knit acrylic beanie with woven label. One size fits most.

BEANIE:

COLOR		O/S
BLACK	2501-	2910
OLIVE	2501-	2911



LIGHT BLUE



PINK



HEATHER GRAY



BLACK

WOMEN'S LOUD 2 TEE

Women's standard fit, 100% cotton tee shirt with screen printed graphics.

TEE:

COLOR		S	M	L	XL
HEATHER GRAY	3031-	3714	3715	3716	3717
LIGHT BLUE	3031-	3718	3719	3720	3721
BLACK	3031-	3866	3867	3868	3869
PINK	3031-	3870	3871	3872	3873



CHARCOAL

MINT

PINK



BLACK

MINT

WHITE

WOMEN'S LIGHTNING TEE

Women's premium fit, 100% cotton tee shirt with screen printed graphics.

TEE:

COLOR		S	M	L	XL
CHARCOAL	3031-	3742	3743	3744	3745
MINT	3031-	3746	3747	3748	3749
PINK	3031-	3750	3751	3752	3753

WOMEN'S BREWER TANK

Women's 50/50 cotton/poly tank top with screen printed graphics.

TANK TOP:

COLOR		S	M	L	XL
BLACK	3031-	3886	3887	3888	3889
MINT	3031-	3890	3891	3892	3893
WHITE	3031-	3894	3895	3896	3897





BLACK



CAMO

## WOMEN'S CRAFTED PULLOVER

Women's tri-blend (50% polyester, 25% cotton, 25% rayon) lightweight hoodie.

### PULLOVER:

COLOR		S	M	L	XL
BLACK	3051-	1131	1132	1133	1134
CAMO	3051-	1135	1136	1137	1138



BLACK

ROYAL

YOUTH MX PULLOVER

Midweight 80% cotton, 20% polyester zip-up hooded sweatshirt with screen printed graphics.

PULLOVER:

COLOR		S	M	L	XL
BLACK	3052-	0591	0592	0593	0594
ROYAL	3052-	0595	0596	0597	0598



BLACK

CAMO

YOUTH CRAFTED PULLOVER

Midweight 80% cotton, 20% polyester zip-up hooded sweatshirt with screen printed graphics.

PULLOVER:

COLOR		S	M	L	XL
BLACK	3052-	0599	0600	0601	0602
CAMO	3052-	0603	0604	0605	0606



HEATHER GRAY

NAVY

YOUTH MX TEE

Standard fit 100% cotton tee shirt with screen printed graphics.

TEE:

COLOR		XS	S	M	L	XL
HEATHER GRAY	3032-	3278	3279	3280	3281	3282
NAVY	3032-	3283	3284	3285	3286	3287



RED

CHARCOAL

YOUTH LIGHTNING TEE

Standard fit 100% cotton tee shirt with screen printed graphics.

TEE:

COLOR		XS	S	M	L	XL
RED	3032-	3152	3153	3154	3155	3156
CHARCOAL	3032-	3157	3158	3159	3160	3161





YOUTH LOUD 2 TEE

Standard fit 100% cotton tee shirt with screen printed graphics.

TEE:						
COLOR		XS	S	M	L	XL
BLACK	3032-	3066	3067	3068	3069	3070
RED	3032-	3071	3072	3073	3074	3075
ROYAL	3032-	3076	3077	3078	3079	3080
HEATHER GRAY/CAMO	3032-	3081	3082	3083	3084	3085



YOUTH PLESSINGER TEE

Premium fit 100% cotton tee shirt with screen printed graphics.

TEE:						
COLOR		XS	S	M	L	XL
NAVY	3032-	3162	3163	3164	3165	3166



YOUTH MUSQUIN TEE

Premium fit 90% cotton, 10% polyester tee shirt with screen printed graphics.

TEE:						
COLOR		XS	S	M	L	XL
HEATHER GRAY	3032-	3167	3168	3169	3170	3171



YOUTH WEBB TEE

Premium fit 90% cotton, 10% polyester tee shirt with screen printed graphics.

TEE:						
COLOR		XS	S	M	L	XL
HEATHER GRAY	3032-	3172	3173	3174	3175	3176



CHARCOAL



SEA BLUE

WHITE

YOUTH GIRL’S CRAFTED PULLOVER

Lightweight 80% cotton, 20% polyester zip-up hooded sweatshirt with screen printed graphic.

PULLOVER:

COLOR		S	M	L	XL
CHARCOAL	3052-	0607	0608	0609	0610

YOUTH GIRL’S MX TEE

100% cotton crew neck youth girl’s tee shirt with screen printed graphic.

TEE:

COLOR		XS	S	M	L	XL
WHITE	3032-	3318	3319	3320	3321	3322
SEA BLUE	3032-	3323	3324	3325	3326	3327



BLACK

RED

ROYAL

HEATHER GRAY/CAMO



HEATHER GRAY

NAVY

TODDLER BOY’S LOUD 2 TEE

100% or 60% cotton, 40% polyester (Heather Gray) toddler tee with screen printed graphic.

TEE:

COLOR		2T	3T	4T
BLACK	3032-	3096	3097	3098
RED	3032-	3099	3100	3101
ROYAL	3032-	3102	3103	3104
HEATHER GRAY/CAMO	3032-	3105	3106	3107

TODDLER BOY’S MX TEE

100% or 60% cotton, 40% polyester (Heather Gray) toddler tee with screen printed graphic.

TEE:

COLOR		2T	3T	4T
HEATHER GRAY	3032-	3359	3360	3361
NAVY	3032-	3362	3363	3364





BLACK

GARNET

TODDLER BOY'S  
LIGHTNING TEE

100% cotton toddler tee with screen printed graphic.

TEE:

COLOR		2T	3T	4T
GARNET	3032-	3140	3141	3142
BLACK	3032-	3143	3144	3145



LAVENDER

MINT

TODDLER GIRL'S  
LIGHTNING TEE

100% cotton girl's toddler tee with screen printed graphic.

TEE:

COLOR		2T	3T	4T
MINT	3032-	3134	3135	3136
LAVENDER	3032-	3137	3138	3139



PINK

BLACK

BLUE

INFANT  
HEADCHECKED SUPERMINI

60% cotton, 40% polyester infant supermini.

SUPERMINI:

COLOR		0-6	6-12	12-18	18-14
BLACK	3032-	3306	3307	3308	3309
PINK	3032-	3310	3311	3312	3313
BLUE	3032-	3314	3315	3316	3317



MINT

BLACK

INFANT  
MX SUPERMINI

60% cotton, 40% polyester infant supermini.

SUPERMINI:

COLOR		0-6	6-12	12-18	18-14
BLACK	3032-	3298	3299	3300	3301
MINT	3032-	3302	3303	3304	3305



WATER BOTTLE

21oz.(620ml) plastic water bottle.

WATER BOTTLE:

COLOR		0/S
BLACK	9501-	0221



TUMBLER

Stainless steel 17oz (500ml) tumbler.

TUMBLER:

COLOR		0/S
STAINLESS	9501-	0222



HITCH COVER

Steel hitch cover.

HITCH COVER:

COLOR		0/S
BLACK/WHITE	9905-	0164



**BIKE TRIM  
STICKER PACK**

2 pack of 9.5" x 13" decal sheets.

**BIKE TRIM STICKER 2 PACK:**

COLOR		O/S
BLACK/WHITE	4320-	2027



**CORPO  
STICKER PACK**

9.5" x 13" decal sheet.

**CORPO STICKER PACK:**

COLOR		O/S
MULTI	4320-	2025



**RACE  
STICKER PACK**

9.5" x 13" decal sheet.

**RACE STICKER PACK:**

COLOR		O/S
MULTI	4320-	2181



**HERITAGE  
STICKER PACK**

9.5" x 13" decal sheet.

**HERITAGE STICKER PACK:**

COLOR		O/S
MULTI	4320-	2182



**JERSEY ID KIT**

Get the factory look on your jersey with our Jersey I.D kit. Iron-on transfer letters and numbers in black, white and gray to show on any color.

**LETTERS:**

- (6) Each of: A
- (5) Each of: E, I, O, U, C
- (4) Each of: F, B, M, R, S
- (3) Each of: D, F, G, N, T
- (2) Each of: H, J-L, P, Q, V-Z

**NUMBERS:**

- (4) Each of: 1, 2
- (3) Each of: 3
- (2) Each of: 4-9, 0
- Assorted THOR logos

**ID KIT:**

COLOR		O/S
BLACK/WHITE	2950-	0040



36" TRAILER DIE-CUT DECAL



20" WINDSHIELD DIE-CUT DECAL

**VEHICLE DECALS**

**BLACK TRAILER DECAL:**

COLOR		36"
BLACK	4320-	2029

**WHITE WINDSHEILD DECAL:**

COLOR		20"
WHITE	4320-	2028



**DIE-CUT DECALS**

6 pack of die cut stickers. (3 black and 3 white). Available in 9", 5" and 3" lengths.

COLOR		9"	5"	3"
BLACK/WHITE	4320-	2030	2031	2032





BANNER

8' x 3' Vinyl banner with black metal grommets.

BANNER:

COLOR		O/S
YELLOW/BLACK	9905-	0048



BIKE PIT MAT

The THOR bike pit mats are specially designed from anti-slip materials with a rubberized underside to prevent sliding on hard surfaces. These mats are engineered with anti UV protection and woven, multi-layered materials to absorb spilled oil or gasoline and preserve the surrounding environment. Lightweight and easy to clean.

Dimensions: 31.5" (80 cm) w x 78.75" (200 cm) h.

BIKE MAT:

COLOR		O/S
BLACK	9905-	0111



UMBRELLA

Full 60" diameter umbrella. The push button features quick automatic open, and the 30" graphite shaft provides stability.

UMBRELLA:

COLOR		O/S
BLACK/WHITE	9501-	0223



DOOR MAT

THOR door mats are designed from anti-slip materials with a rubberized underside to prevent sliding on hard surfaces. Top material is made with anti UV protection and woven, multi-layered material. Lightweight and easy to clean.

Dimensions: 31" (78.85 cm) w x 39" (99 cm) h.

DOOR MAT:

COLOR		O/S
BLACK	9905-	0110



LANYARD

This unobtrusive lanyard with metal fastening hook and sublimated nylon leash will show your all-access pass with style.

LANYARD:

COLOR		O/S
BLACK	9501-	0148



TRACK CANOPY

Stay cool track-side with the 10' x 10' (3 m x 3 m) collapsible canopy. Quick release folding frame, makes for fast and easy set up and take down.

CANOPY:

COLOR		O/S
BLACK/YELLOW	4030-	0026

REPLACEMENT CANOPY:

COLOR		O/S
BLACK/YELLOW	4030-	0027





TRES JERSEY

FEATURES:

- Set in style sleeves for a versatile fit
  - Moisture wicking material keeps you dry
  - Four-way stretch panels in cuffs and collar
  - No-fade sublimated graphics
- Heat transfer neck label
  - Vintage Hallman Racing patch on right shoulder

JERSEY:

COLOR		S	M	L	XL	2XL	3XL
BLACK	2910-	6216	6217	6218	6219	6220	6221



TAPD AIR JERSEY

FEATURES:

- Polyester mesh main fabric for air flow
  - Set in style sleeves for a versatile fit
  - Moisture wicking material keeps you dry
  - Four-way stretch panels in cuffs and collar
- No-fade sublimated graphics
  - Heat transfer neck label
  - Vintage woven stripes on sleeves

JERSEY:

COLOR		S	M	L	XL	2XL	3XL
BLACK/ORANGE	2910-	6222	6223	6224	6225	6226	6227
RED/WHITE/BLUE	2910-	6228	6229	6230	6231	6232	6233



BLACK/ORANGE





MIDNIGHT

GP JERSEY

FEATURES:

- 100% cotton dyed fabric
- Vintage inspired long sleeve jersey
- Elastic cuff and collar
- Screen printed graphics
- Embossed Hallman leather patch
- Flat-lock seams at chest and arm hole
- Heat transfer neck label

JERSEY:

COLOR		S	M	L	XL	2XL	3XL
VINTAGE WHITE	3030-	17921	17922	17923	17924	17925	17926
MIDNIGHT	3030-	17927	17928	17929	17930	17931	17932



VINTAGE WHITE



HOPETOWN JERSEY

FEATURES:

- Set in style sleeves for a versatile fit
- Moisture wicking material keeps you dry
- Four-way stretch panels in cuffs and collar
- No-fade sublimated graphics
- Heat transfer neck label
- American Flag patch on left upper arm
- Embossed Hallman leather patch

JERSEY:

COLOR		S	M	L	XL	2XL
BLACK	2910-	4720	N/A	4722	4723	4724





RINGER JERSEY

FEATURES:

- Set in style sleeves for a versatile fit
  - Moisture wicking material keeps you dry
  - Four-way stretch panels in cuffs and collar
  - No-fade sublimated graphics
- Heat transfer neck label
  - Vintage Hallman Racing patch on right shoulder

JERSEY:

COLOR		S	M	L	XL	2XL	3XL
BLUE	2910-	5504	5505	5506	5507	5508	5509
BLACK/WHITE	2910-	5510	5511	5512	5513	5514	5515



BLUE



BLACK/WHITE

LEGEND PANT

FEATURES:

- Vintage style sewn on graphics
  - Pre-curved Rapid-Flex™ knee for maximum comfort
  - Adjustable hip side cinches
  - Ratchet style closure
- Double and triple stitching for durability
  - Abrasion tolerant materials
  - Full grain leather knee panels
  - Athletic mesh liner
  - Interior hip pocket

PANT:

COLOR		28	30	32	34	36	38	40	42	44
BLACK	2901-	7753	7754	7755	7756	7757	7758	7759	7760	7761
TAN	2901-	7993	7994	7995	7996	7997	7998	7999	8000	8001



BLACK



TAN





GP JACKET

FEATURES:

- Vintage inspired design
- Classic fit with ride function
- Premium 2-way stretch Cordura® denim, with black satin lining
- Removable zip off hood with cord lock adjuster
- Micro fleece lined extended collar for increased coverage
- Quilted, insulated removable vest liner
- Front zipper closure with button snap cover
- Interior jacket pockets accessible through vest liner
- Two interior chest pockets
- Adjustable wrist closure
- Full back vent with cover flap
- Brass Hallman branded buttons
- Two front hand pockets with zipper closure
- Hallman branded zipper pulls
- YKK zippers throughout

JACKET:

COLOR		S	M	L	XL	2XL
DENIM	2920-	0631	0632	0633	0634	0635





YELLOW/CHECKER (RIGHT)



(SOLD AS PAIR)



YELLOW/CHECKER (LEFT)

MAINSTAY GLOVE

The Mainstay glove sets the standard for minimalist gloves. With a featherweight chassis design and single layer perforated palm, the Mainstay provides premium cooling and precise feedback from the motorcycle.

FEATURES:

- Silicone treated fingertips for improved lever control
- Hook and loop wrist closure
- Perforated Clarino® palm
- Minimalist chassis design
- Wrapped inner-thumb for durability
- Athlete inspired fit and function

GLOVE:

COLOR		XS	S	M	L	XL	2XL
BLACK	3330-	6528	6529	6530	6531	6532	6533
MIDNIGHT/WHITE	3330-	6534	6535	6536	6537	6538	6539
YELLOW/CHECKER	3330-	6540	6541	6542	6543	6544	6545
WHITE	3330-	6546	6547	6548	6549	6550	6551



WHITE



BLACK



MIDNIGHT/WHITE



GP GLOVE

Designed with authentic Hallman style, built for the street. The GP glove uses premium leather construction with strategically placed reinforcements to provide comfort and performance on the road. A true modern classic, the GP glove delivers best in style and function.

FEATURES:

- Vintage inspired design
- Vented premium grade cow leather construction
- Double layer palm overlay for a satisfied grip
- Perforated top hand with internal mesh promotes airflow
- Touch screen compatible thumb and index finger
- Leather re-enforced top of fingers add coverage and durability
- Hook and Loop wrist closure for secure fastening and custom fit

GLOVE:

COLOR		S	M	L	XL	2XL
BLACK	3330-	6048	6049	6050	6051	6052



DIGIT GLOVE

In an excellent fusion of modern moto and vintage styling, the Digit gloves feature the classic look of the Hallman original, with enhancements that ensure comfort, a secure grip and plenty of ventilation.

FEATURES:

- Vintage inspired MX glove
- Vented goat skin panel and foam knuckle guards
- Four-way stretch mesh panels allow full range of motion
- Vented mesh backhand and perforated palms
- Hook and loop wrist closure for secure and custom fit
- Silicone treated finger tips for improved lever control
- Single-layer synthetic leather palm

GLOVE:

COLOR		S	M	L	XL	2XL
BLACK	3330-	5096	5097	5098	5099	5100





TORSTEN WINDBREAKER

Lightweight hooded windbreaker with 100% nylon shell and 100% polyester lining.

WINDBREAKER:

COLOR		S	M	L	XL	2XL
NAVY/OLIVE	3001	1188	1189	1190	1191	1192



TRADITIONS ZIP-UP

Lightweight slim-fit 80% cotton 20%polyester blend hooded zip-up sweatshirt.

ZIP-UP:

COLOR		S	M	L	XL	2XL
CHARCOAL	3050-	5204	5205	5206	5207	5208



DEPT. ZIP-UP

Lightweight hooded windbreaker with 100% nylon shell and 100% polyester lining.

ZIP UP:

COLOR		S	M	L	XL	2XL
BLACK	3050-	5483	5484	5485	5486	5487



BIG H LONGSLEEVE

Standard fit, 100% cotton longsleeve tee shirt with graphic print on left chest and right arm.

LONGSLEEVE TEE:

COLOR		S	M	L	XL	2XL
BLACK	3030-	18478	18479	18480	18481	18482





76 LONGSLEEVE

Standard fit, 100% cotton long-sleeve tee shirt with graphic print on left chest and right arm.

LONGSLEEVE TEE:

COLOR		S	M	L	XL	2XL
BLACK	3030-	19645	19646	19647	19648	19649



TIGER TEE

Premium fit 50% cotton, 50% polyester, tee shirt with graphic screen print on front chest.

TEE SHIRT:

COLOR		S	M	L	XL	2XL
GRAY	3030-	19655	19656	19657	19658	19659



BIG H TEE

Standard fit 100% cotton tee shirt with graphic screen print on back and front left chest.

TEE SHIRT:

COLOR		S	M	L	XL	2XL
BLACK	3030-	18473	18474	18475	18476	18477



ORIGINAL TEE

Standard fit 100% cotton tee shirt with graphic screen print on back and front left chest.

TEE SHIRT:

COLOR		S	M	L	XL	2XL
BLACK	3030-	16250	16251	16252	16253	16254



HL500 TEE

Premium fit 85% polyester, 15% cotton tee shirt with graphic screen print front chest.

TEE SHIRT:

COLOR		S	M	L	XL	2XL
BLACK HEATHER	3030-	19586	19587	19588	19589	19590



TRES TEE

Premium fit 100% cotton tee shirt with graphic screen print on back and front left chest.

TEE SHIRT:

COLOR		S	M	L	XL	2XL
BLACK	3030-	19596	19597	19598	19599	19600



EL SINORE TEE

Premium fit 100% cotton tee shirt with graphic screen print on front chest.

TEE SHIRT:

COLOR		S	M	L	XL	2XL
BLACK	3030-	18493	18494	18495	18496	18497



HUSKY TEE

Premium fit 52% cotton 48% polyester tee shirt with graphic screen print on front chest.

TEE SHIRT:

COLOR		S	M	L	XL	2XL
GRAY	3030-	16240	16241	16242	16243	16244





BLACK



NAVY

TRACKER TEE

Premium fit 100% cotton tee shirt with graphic screen print on back and front left chest.

TEE SHIRT:

COLOR		S	M	L	XL	2XL
BLACK	3030-	18498	18499	18500	18501	18502
NAVY	3030-	18503	18504	18505	18506	18507



DIRT QUAKE TEE

Premium fit 100% cotton tee shirt with graphic screen print on front chest.

TEE SHIRT:

COLOR		S	M	L	XL	2XL
BLACK	3030-	19581	19582	19583	19584	19585



TRADITIONS SNAPBACK

Medium crown, six panel snapback. One size fits most.

HAT:

COLOR		O/S
BLACK	2501-	2898



DEPT. SNAPBACK

Medium crown, five panel snapback. One size fits most.

HAT:

COLOR		O/S
CAMO	2501-	3439



TRES TRUCKER SNAPBACK

Deep crown, five panel snapback. One size fits most.

HAT:

COLOR		O/S
BLACK	2501-	3441



BLACK

WOMEN'S ORIGINAL TEE

Women's premium fit, 100% cotton tee shirt with screen printed graphic on chest.

TEE SHIRT:

COLOR		S	M	L	XL
BLACK	3031-	3702	3703	3704	3705



DUST

BLACK

WOMEN'S TRACKER CROP TOP

Women's ultra soft, premium fit, 70% cotton, 15% rayon crop top with screen printed graphic on left chest and back.

CROP TOP:

COLOR		S	M	L	XL
BLACK	3031-	3766	3767	3768	3769
DUST	3031-	3770	3771	3772	3773






HERITAGE STICKER SHEET

9.5" X 13" decal sheet.

STICKER SHEET:

COLOR		O/S
BLACK	4320-	2182



BIKE PIT MAT

Hallman bike mats are specially designed from anti-slip materials with a rubberized underside to prevent sliding on hard surfaces. These mats are engineered with UV protection and woven, multi-layered materials to absorb spilled oil or gasoline and preserve the surrounding environment. Lightweight and easy to clean. Dimensions: 31.5" (80 cm) x 78.75" (200 cm).

BIKE MAT:

COLOR		O/S
BLACK	9905-	0113



HALLMAN STICKER PACKS

Assorted six packs of Hallman Original Racewear vinyl stickers.

STICKER PACK:

COLOR		O/S
BLACK	4320-	2046



DOOR MAT

Hallman door mats are specially designed from anti-slip materials with a rubberized underside to prevent sliding on hard surfaces. These mats are engineered with UV protection and woven, multi-layered materials to absorb spilled oil or gasoline and preserve the surrounding environment. Lightweight and easy to clean. Dimensions: 31" (78.75 cm) x 39" (99 cm).

DOOR MAT:

COLOR		O/S
BLACK	9905-	0112

REFLEX HELMET SPARE PARTS



VISOR KITS:

COLOR		O/S
BLACKOUT	0132-	1446
ACCEL	0132-	1447
APEX RED/WHITE/BLUE	0132-	1448
APEX ACID/GRAY	0132-	1449
POLAR CARBON	0132-	1450



LINERS:

COLOR		XS	S	M	L	XL	2XL
GRAY	0134-	2816	2817	2818	2819	2820	
RED	0134-	2822	2823	2824	2825	2826	



CHEEK PADS:

COLOR		XS	S	M	L	XL	2XL
GRAY	0134-	2828	2829	2830	2831	2832	
RED	0134-	2834	2835	2836	2837	2838	

ADULT SECTOR HELMET SPARE PARTS



VISOR KITS:

COLOR		O/S	COLOR		O/S
SPLIT CHARCOAL/BLACK	0132-	1328	FADER ORANGE/MIDNIGHT	0132-	1430
SPLIT WHITE/BLACK	0132-	1329	FADER BLACK/WHITE	0132-	1431
SPLIT BLACK/ACID	0132-	1330	FADER BLUE/BLACK	0132-	1432
SPLIT ORANGE/NAVY	0132-	1331	FADER RED/BLACK	0132-	1433
SPLIT BLUE/BLACK	0132-	1332	FADER ACID/TEAL	0132-	1434
RACER ACID/LIME	0132-	1425	WARSHIP BLUE/ACID	0132-	1435
RACER BLACK/CHARCOAL	0132-	1426	WARSHIP GREEN/ORANGE	0132-	1436
RACER NAVY/BLUE	0132-	1427	BLACKOUT	0132-	1223
RACER ORANGE/MIDNIGHT	0132-	1428			
RACER WHITE/BLUE/RED	0132-	1429			



LINERS:

COLOR		XS	S	M	L	XL	2XL	3XL	4XL
BLACK/GRAY	0134-	2265	2266	2267	2268	2269			



CHEEK PADS:

COLOR		XS	S	M	L	XL	2XL	3XL	4XL
BLACK/GRAY	0134-	2271	2272	2273	2274	2275			

YOUTH SECTOR HELMET SPARE PARTS

YOUTH VISOR KITS:

COLOR		O/S
SOLID BLACK	0132-	1214
RACER ACID/LIME	0132-	1437
RACER BLACK/CHAR	0132-	1438
RACER ORANGE/NAVY	0132-	1439
RACER WHITE/BLUE/RED	0132-	1440
SPLIT ORANGE/NAVY	0132-	1441
SPLIT ACID/BLACK	0132-	1442
SPLIT WHITE/BLACK	0132-	1443

YOUTH LINERS:

COLOR		S	M	L
BLACK	0134-	2312	2313	2314

YOUTH CHEEK PADS:

COLOR		S	M	L
GRAY	0134-	2309	2310	2311



RADIAL BOOT SPARE PARTS



BUCKLE KITS:

COLOR		PART #
BLACK	3430-	0882
WHITE	3430-	0883
FLO ORANGE/YELLOW	3430-	0884



STRAP KITS:

COLOR		10-15
BLACK	3430-	0885
WHITE	3430-	0886
FLO ORANGE/YELLOW	3430-	0887
RED/BLACK	3430-	0888



OUTSOLES:

COLOR		7-8	9	10	11	12-13	14-15
BLACK	3430-	0889	0890	0891	0892	0893	0894
WHITE	3430-	0895	0896	0897	0898	0899	0900
FLO YELLOW	3430-	0901	0902	0903	0904	0905	0906
BLACK/RED	3430-	0907	0908	0909	0910	0911	0912

BLITZ XP BOOT SPARE PARTS



ADULT BUCKLE KITS:

COLOR		PART #
BLACK	3430-	0850
WHITE	3430-	0851
BLUE	3430-	0852
ORANGE	3430-	0853



WOMEN'S BUCKLE KITS:

COLOR		PART #
PINK	3430-	0859
BLACK	3430-	0860



YOUTH BUCKLE KITS:

COLOR		PART #
BLACK	3430-	0862
WHITE	3430-	0863
BLUE	3430-	0864
ORANGE	3430-	0865



MINI BUCKLE KITS:

COLOR		PART #
MINI	3430-	0866

MINI STRAP KITS:

COLOR		10-13
MINI	3430-	0867



ADULT STRAP KITS:

COLOR		7-9	10-15
BLACK	3430-	0855	0856
WHITE	3430-	0868	0869
BLUE	3430-	0870	0871
ORANGE	3430-	0872	0873
RED/BLACK	3430-	0880	0881



WOMEN'S STRAP KITS:

COLOR		5-8	9-10
PINK	3430-	0857	0858
WHITE	3430-	0874	0875



YOUTH STRAP KITS:

COLOR		1-7
BLACK	3430-	0861
WHITE	3430-	0876
BLUE	3430-	0877
ORANGE	3430-	0878
RED/BLACK	3430-	0879



TOE CAPS:

TYPE		O/S
BLITZ XP ATV	3430-	0849
BLITZ XP	3430-	0854

DISPLAYS

DISPLAY	PART #
THOR CARTON 1 OF 3	9903-0538
THOR CARTON 2 OF 3	9903-0539
THOR CARTON 3 OF 3	9903-0540

DISPLAY	PART #
HELMET HOOK (PAIR)	9903-0541
FACEOUTS (9 PAIR)	9903-0542
THOR SHIRT HANGER (12 PACK)	9903-0592
THOR PANT HANGER (12 PACK)	9903-0593

DISPLAY	PART #
DISPLAY PEGS (7 PAIR)	9903-0543
WATERFALL (14 PAIR)	9903-0544

DISPLAY	PART #
GOGGLE SHELF	9903-0545
HELMET SHELF	9903-0546
BOOT SHELF	9903-0547

MEN’S JERSEY SIZING

**HOW TO MEASURE CHEST:** Measure around fullest part of chest under arms for total chest circumference.

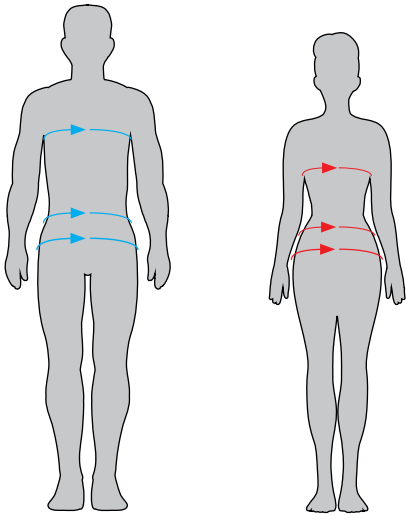
SIZE	S	M	L	XL	2XL	3XL
CHEST (IN)	32"- 34"	35"- 37"	38"- 40"	41"- 43"	44"- 46"	47"- 50"
CHEST (CM)	81-86.5	90-94	96.5-101.5	104-109	112-117	119-127

MEN’S PANT SIZING

**HOW TO MEASURE WAIST:** Place tape measure around stomach 2” below top of hip bone and measure total circumference.

**HOW TO MEASURE HIP:** Measure around hip about 8”/20cm below top of hip bone with feet together.

SIZE	28	30	32	34	36	38	40	42	44
WAIST (IN)	30"	32"	34"	36"	38"	40"	42"	44"	46"
HIP (IN)	34"- 35"	36"- 37"	38"- 39"	40"- 41"	42"- 43"	44"- 45"	46"- 47"	48"- 49"	50"- 51"
HIP (CM)	86-89	91-94	97-99	102-104	107-109	112-114	117-119	122-124	127-130



WOMEN’S JERSEY SIZING

**HOW TO MEASURE CHEST:** Measure around fullest part of chest under arms for total chest circumference.

SIZE	XS	S	M	L	XL
CHEST (IN)	32"- 33"	34"- 35"	36"- 37"	38"- 40"	41"- 43"
CHEST (CM)	81-84	86-89	91-94	97-102	104-109

WOMEN’S PANT SIZING

**HOW TO MEASURE WAIST:** Place tape measure around stomach just above hip.

**HOW TO MEASURE HIP:** Measure around hip about 6-8in/18cm below waistline with feet together.

SIZE	3/4	5/6	7/8	9/10	11/12	13/14
WAIST (IN)	25" - 26"	26" - 27"	27" - 28"	28" - 29.5"	29.5" - 31"	31" - 32.5"
HIP (IN)	35.5" - 36.5"	36.5" - 37.5"	37.5" - 38.5"	38.5" - 40"	40" - 41.5"	41.5" - 43"
HIP (CM)	90-93	93-95	95-98	98- 02	102-105	105-109

YOUTH JERSEY SIZING

**HOW TO MEASURE CHEST:** Measure around fullest part of chest under arms for total chest circumference.

SIZE	2XS	XS	S	M	L	XL
CHEST (IN)	20" - 21"	22" - 23"	24"- 25"	26"- 27"	28"- 29"	30"- 31"
CHEST (CM)	51-53	56-58	61-64	66-69	71-73	76-79

YOUTH PANT SIZING

**HOW TO MEASURE WAIST:** Place tape measure around stomach just above hip.

SIZE	18	20	22	24	26	28
WAIST (IN)	18" - 19"	20" - 21"	22"- 23"	24"- 25"	26"- 27"	28"- 29"
WAIST (CM)	46-48	51-53	56-58	61-64	66-69	71-74

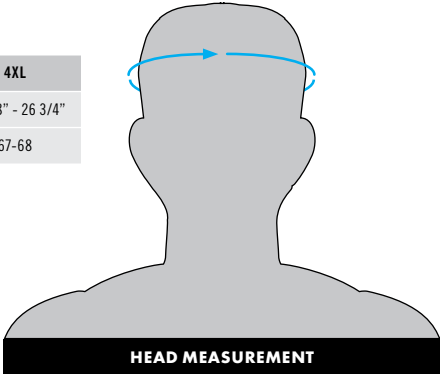
ADULT HELMET SIZING

**HOW TO MEASURE HEAD:** Wrap a flexible tape measure around your head approximately one inch above the eyebrows and ears. Use this measurement (in either inches or centimeters) to find your helmet size.

SIZE	XS	S	M	L	XL	2XL	3XL	4XL
INCHES	20 7/8" - 21 1/4"	21 3/8" - 22"	22 1/8" - 22 7/8"	23 1/2" - 23 7/8"	24" - 24 1/2"	24 5/8" - 25 1/2"	25 5/8" - 26"	26 3/8" - 26 3/4"
CM	53-54	55-56	57-58	59-60	61-62	63-64	65-66	67-68

YOUTH HELMET SIZING

SIZE	S	M	L
INCHES	18.5-18.88"	19.25-19.75"	20-20.5"
CM	47-48	49-50	51-52



**CHOOSING THE CORRECT HELMET SIZE:** Helmet fit is critical to helmet protective performance. The correct helmet size can only be checked and confirmed by physically fitting the helmet to the user. Always try the helmet on in a store, before purchasing it, to be sure you are purchasing the correct sized helmet for you.

**HELMET SIZING INFORMATION:** To achieve proper helmet fitment, begin by finding your head circumference size using the method described. Remember that the helmet size you choose should fit around the crown of your head comfortably with no pressure points. The cheekpads should fit firmly around your face. Once your chin strap is fastened, grab the chin bar of the helmet and move it side to side. Your cheeks should move with the helmet, which should not slide across your face. Different thickness cheekpads can be purchased to obtain the best fit. Ask your dealer or visit [www.thormx.com](http://www.thormx.com) for more information.



IMPROPERLY FITTING PRODUCTS COULD CONTRIBUTE TO SERIOUS INJURY OR DEATH.



QUADRANT ELBOW GUARD SIZING

These measurements serve as a guide for fit.  
For best results, always try on product when possible.

SIZE	YOUTH (IN)	YOUTH (CM)	ADULT (IN)	ADULT (CM)
LENGTH	10"	25	12"	30
WIDTH	3.5"	9	4.5"	11
ELASTIC (UPPER)	6"	16	13"	34
ELASTIC (LOWER)	5.5"	14	12.5"	32

SECTOR GP & SECTOR KNEE GUARD SIZING

These measurements serve as a guide for fit.  
For best results, always try on product when possible.

SIZE	YOUTH	YOUTH (CM)	ADULT	ADULT (CM)
LENGTH	12.5"	32	15"	38
ELASTIC (UPPER)	11"	28	12.5"	32
ELASTIC (LOWER)	10"	25	11"	28

FORCE XP KNEE GUARD SIZING

These measurements serve as a guide for fit. For best results, always try on product when possible.

SIZE	YOUTH	YOUTH (CM)	ADULT S/M	ADULT S/M (CM)	ADULT L/XL	ADULT L/XL (CM)	ADULT 2XL/3XL	ADULT 2XL/3XL (CM)
LENGTH	15.5"	40	17.5"	45	17.5"	45	18"	46
WIDTH (UPPER)	14.5"	37	17"	44	18"	46	21"	54
WIDTH (LOWER)	14"	36	16.5"	42	17.5"	45	21"	53
ELASTIC (UPPER)	12"	30	16"	41	16.5"	42	24.5"	62
ELASTIC (LOWER)	10"	25	14"	36	14.5"	37	18.5"	47

GUARDIAN, GUARDIAN MX, SENTINEL, & SENTINEL GP ROOST DEFLECTOR SIZING

These measurements serve as a guide for fit. For best results, always try on product when possible.

SIZE	YOUTH 2XS/XS	YOUTH 2XS/XS (CM)	YOUTH S/M	YOUTH S/M (CM)	WOMEN'S	WOMENS (CM)	ADULT M/L	ADULT M/L (CM)	ADULT XL/2XL	ADULT XL/2XL (CM)
CHEST	20"- 23.5"	50-60	23.5"- 27.5"	60-70	33.5"-37.5"	85-95	33.5"- 37.5"	85-95	37.5"- 41.5"	95-105
CHEST HEIGHT	9"	22.5	10"	25	13"	33	12.5"	32	14"	35.5
BACK HEIGHT	12"	31	13"	33	15"	38	15"	38	17"	44

BOOT SIZE CONVERSION CHARTS

MEN'S US SIZE	7	8	9	10	11	12	13	14	15
MEN'S UK SIZE	5	6	7	8	9	10	11	12	13
MEN'S EU SIZE	40.5	42	43	44.5	45.5	47	48	49.5	51

WOMEN'S US SIZE	5	6	7	8	9	10
WOMEN'S UK SIZE	2.5	3.5	4.5	5.5	6.5	7.5
WOMEN'S EU SIZE	35	36	37.5	38.5	40	42

YOUTH US SIZE	1	2	3	4	5	6	7
YOUTH UK SIZE	13	1	2	3	4	5	6
YOUTH EU SIZE	32	33	34	36	37	38	39

MINI US SIZE	10	11	12	13
MINI UK SIZE	9	10	11	12
MINI EU SIZE	28	29	30	31

\*Size charts are for reference only. To ensure proper fit always try on product when possible.



## PARTS EUROPE

THOR is a registered trademark. All rights reserved. Copyright © 2020  
LeMans Corporation. Prices and specifications subject to change without  
notice. Reproduction of this catalog without written permission is prohibited.