

2023 **FatBook**TM Update



QUICKLY FIND
ALL THE PARTS
YOU NEED ON
OUR WEBSITE

DRAG
Specialties

PARTS
EUROPE 

M8 • PAN AMERICA • TWIN CAM • 86 & UP SPORTSTER



Builder:
Alex Fox

Paint:
Kris Echert

ON THE COVER

The 2023 Drag Specialties FatBook Bike has been built with one focus: maximum performance. It is very different from previous cover bikes in that it features no concessions for being a street legal ride. It runs on slick tires, has a racetrack-focus engine, race bodywork and is a true escapee from the bagger racing paddock.

The bike was designed by Alex Fox, the head of SlyFox Performance. His company has a focus on high-performance racing-engineered products for V-Twin motorcycles.

"I had built a few race bikes prior to this project," Fox said. "And every time I took one to an event and parked it, the bike drew a crowd. I think it is the combination of things - the race bike profile, the slick tires - that draws people in for a look. And with the recent growth of the racing side of this style of bike, the time just

seemed right for a build like this to help promote the company and my brand (SlyFox)."

The bike used as the basis of the build is a 2019 Road King. To complete the transformation from stock road bike to race-modified bagger took roughly seven months, Fox said.

A racing bike needs a strong motor. "The motor on this bike is built," Fox said. "It is one of the big parts of the build you unfortunately can't really see ... it is a full-on race motor." The engine internals have been fully converted to race spec using an S&S big bore kit combined with a Feuling race-series camchest kit, beehive valve spring conversion kit, stainless steel fasteners and rocker shaft kit. In addition, the heads were ported, flowed and polished by master mechanic Matt Virgil. "I want to be sure to give Matt a lot of credit," Fox said. "He was a huge part of this project."

Another very trick piece on the bike is the exhaust system. Designed with help from Bassani, the system is completely made of titanium. "It is a

truly unique piece,” Fox said. “Bassani worked very hard to make this system. It looks like one of their off-the-shelf exhaust systems, but it is all handmade, a true one-off system. It is an incredible piece, lightweight and just beautiful.”

The bike runs on SlyFox Track Pro custom wheels, Bridgestone racing V02 slick tires and Legend Suspension front and rear for a full-on custom race bike setup.

The race bodywork is custom designed. Heath Pinter shaped and fitted the carbon-fiber fairing that was made at SlyFox. Pinter also did custom work to fit the bag mounts and belly pan. Shaun Guardado worked with the fuel tank to modify the shape and create the tank pockets. Carbon fiber SlyFox fenders, saddlebags, saddlebag lids and engine covers complete the lightweight, race bike style.

The paint was applied by Kris Echert of Saddlemen. The white and red paint scheme may seem relatively simple, but there is a family story to go with the design.

“My father was Stan Fox, a top race car driver,” Fox said. “My father had great success across multiple professional racing classes at the top level of competition before his passing in 2000. One of his most famous paint schemes was white with the red number 9 – he had this color and design on his Midget race car,” Fox said. “This paint is really a way to have multiple generations of the Fox family tied into this build, and a way to honor my father’s memory.”

Fox said he is very pleased with the final build. “And one thing that is neat about this build is it really is a bike you can build,” Fox said. “It does have some custom work, but a lot of the parts used in this build are available from Drag Specialties - anyone can order the parts from the catalog.”



dragspecialties.eu | #SINCE1968



partseurope.eu



2023 *FatBook* Update

1. Windshields & Fairings	6-7	14. Tanks & Oil Filters	162-163
2. Saddlebags & Luggage	8-16	15. Dashes & Gauges	164-172
3. Seats & Sissy Bars	17-32	16. Frames & Suspension	173-187
4. Exhaust.	33-64	17. Fenders	188-195
5. Fuel/Air Systems	65-85	18. Footrests & Floorboards	196-201
6. Engine	86-89	19. Wheels & Axles	202-208
7. Transmission, Clutch Line & Driveline	90-96	20. Covers, Locks & General.	209-210
8. Gaskets & Seals.	—	21. Audio, Communication & Mounts	211-214
9. Electrical	97-102	OEM Cross Reference	215
10. Lighting & License Plates	103-124	Drag Specialties Quick Reference Chart	215-218
11. Handlebars, Controls & Mirrors.	125-142	Index	219-224
12. Cables	143-151	Conversion Chart & European Certifications	225-226
13. Brakes & Brake Lines	152-161		



Missing Something Here?

That's right and we did it on purpose!

To make your life easier, we have put together the almost endless selection of products from many popular top manufacturers in the clothing and equipment sector into our latest addition to the well-known PARTS EUROPE catalog range.

Find the huge selection of the latest helmets, eyewear, riding gear, accessories, apparel and rider protection from the top brands of the powersports business in our new **HELMET & APPAREL CATALOG 2023!**



Please Note:

**All Evolution Sportsters are
in this 2023 Update Fatbook and 2022 FatBook™**

All Evolution Big Twins are in the 2022-23 OldBook™



IMPORTANT INFORMATION RELATING TO MANUFACTURER'S WARRANTY, EMISSION CONTROL REGULATION AND NOISE REGULATION INFORMATION:

DISCLAIMER: There is no warranty on exhaust pipes and mufflers with regard to any discoloration. Discoloration (blueing) is caused by tuning characteristics, i.e. timing, carburetor, fuel injection/controller settings, etc., and is not caused by defective manufacturing. See the Tires, Tools and Chemicals catalog for products that will help prevent and remove blueing.


DISCLAIMER: Products shown may be designed, manufactured, intended and sold for closed circuit race use only and use of the same on public roads or lands may be a violation of local, state and/or federal/EU laws.

DISCLAIMER: A number of regions have exhaust noise laws. Exhaust products advertised might not be legal for sale or use on public roads or lands in such jurisdictions. Check applicable laws and regulations.

DISCLAIMER: Check your applicable laws and manufacturer's publication(s) and/or website(s) for manufacturer's warranty, maintenance, safety, mounting and any regulatory compliance/non-compliance information.

PRODUCT NEWS
Discover the hottest new
additions to our stock





2310-0752



Dark Smoke

2310-0753



Tint

Green

Yellow

Orange

Red

FLARE™ WINDSHIELDS

- Two styles available: Pro Touring and Sport
- The Pro Touring Flare™ is a wider, more full-coverage option for riders and passengers looking for greater wind protection during long-haul touring, yet is stylish enough for use around town
- The Sport Flare™ is more streamlined and offers radical curves and a sportier stance; it complements the lines of the new fairing with a more aggressive profile and adds stability and handling with improved air management
- The patented design features "hips" at the sides that re-route air away from the rider while adding downforce to the front end to improve stability and handling compared to the stock windshield design (the stock design creates lift)
- The "flip" at the top of the Flare™ kicks air up and over the rider creating cleaner, less turbulent air for the rider and passenger
- Wind tunnel tested and designed for maximum performance and air management
- Made of Lexan® Polycarbonate with FMR hard coating on both sides of the shield for unmatched durability

- All are predrilled for easy mounting using stock windshield hardware
- For the complete line of Pro Touring and Sport Flare™ Windshields, see page 20 of the 2022 Parts Europe FatBook

NOTE: The black version may not be suitable for shorter riders as it's an opaque material.

The Klock Werks Flare™ Windshields are protected under United States Patents: D632235S, D586274S, D586275S, D633017S, D626046S, D633018S. And also under International Patents: 324093, 324094, 325192.

PRO-TOURING FLARE™

PART #	DESCRIPTION
FOR 15-22 FLTRX/FLTRXS/FLTRXST/FLTRK/FLTRUSE MODELS	
2310-0752	25,5 cm (10") tint
2310-0753	25,5 cm (10") dark smoke

PART #	DESCRIPTION
FOR 99-13 FLTR, FLTRX MODELS	
2310-0748	30,5 cm (12") tint
2310-0749	30,5 cm (12") dark smoke

SPORT FLARE™

PART #	DESCRIPTION
FOR 15-22 FLTRX/FLTRXS/FLTRXST/FLTRK/FLTRUSE MODELS	
2310-0750	28 cm (11") tint
2310-0751	28 cm (11") dark smoke
2310-0728	23 cm (9") orange
2310-0729	23 cm (9") yellow
2310-0730	23 cm (9") red
2310-0731	23 cm (9") green

PART #	DESCRIPTION
FOR 15-22 FLTRX/FLTRXS/FLTRXST/FLTRK/FLTRUSE MODELS (CONT)	
2310-0732	23 cm (9") blue
2310-0723	15 cm (6") orange
2310-0724	15 cm (6") yellow
2310-0725	15 cm (6") red
2310-0726	15 cm (6") green
2310-0727	15 cm (6") blue



FLARE™ WINDSHIELDS

- Wind tunnel designed and tested, the "hips" provide added downforce for stability while the "flip" at the tip directs air up and over the rider to help eliminate swirling and buffeting
- Made from unmatched durability Lexan® polycarbonate with FMR hard coating on both sides of the windshield
- All are predrilled for easy mounting using stock windshield hardware

- For the complete line of Flare™ Windshields, see pages 21-22 of the 2022 Parts Europe FatBook
- The Klock Werks Flare™ Windshields are protected under United States Patents: D632235S, D586274S, D586275S, D633017S, D626046S, D633018S and also under International Patents: 324093, 324094, 325192.

PART #	DESCRIPTION
FOR 14-22 FLHT/FLHX AND FLHTCUTG MODELS	
2310-0738	16,5 cm (6,5") orange
2310-0739	16,5 cm (6,5") yellow
2310-0740	16,5 cm (6,5") red
2310-0741	16,5 cm (6,5") green
2310-0742	16,5 cm (6,5") blue
2310-0743	10 cm (4") orange
2310-0744	10 cm (4") yellow
2310-0745	10 cm (4") red
2310-0746	10 cm (4") green
2310-0747	10 cm (4") blue
FOR 99-13 FLHT/FLHTC/FLHX AND H-D FL TRIKE MODELS	
2310-0733	16,5 cm (6,5") orange
2310-0734	16,5 cm (6,5") yellow
2310-0735	16,5 cm (6,5") red

PART #	DESCRIPTION
FOR 99-13 FLHT/FLHTC/FLHX AND H-D FL TRIKE MODELS (CONT)	
2310-0736	16,5 cm (6,5") green
2310-0737	16,5 cm (6,5") blue
2310-0756	89 mm (3,5") orange
2310-0757	89 mm (3,5") yellow
2310-0758	89 mm (3,5") red
2310-0759	89 mm (3,5") green
2310-0760	89 mm (3,5") blue
FOR 99-13 FLTR, FLTRX MODELS	
2310-0718	20,5 cm (8") orange
2310-0719	20,5 cm (8") yellow
2310-0720	20,5 cm (8") red
2310-0721	20,5 cm (8") green
2310-0722	20,5 cm (8") blue



RACING-STYLE WINDSHIELDS

- ABS plastic part that is CNC-milled on the most modern 5-axis machining centers to ensure that OE quality
- Available in glossy black that matches the original Harley-Davidson® black or in a raw finish delivered ready for painting



PART #	DESCRIPTION
FOR 15-22 FLTRK/FLTRU/FLTRX/FLTRXSE/FLTRXST	
2310-0754	Glossy black
2310-0755	Raw

WINDSHIELDS
& FAIRINGS

SADDLEBAGS
& LUGGAGE

SEATS &
SISSY BARS

EXHAUST

FUEL/AIR
SYSTEMS

ENGINE

TRANSMISSION,
CLUTCH LINE
& DRIVELINE

GASKETS
& SEALS

ELECTRICAL

LIGHTING
& LICENSE
PLATES

HANDLEBARS,
CONTROLS
& MIRRORS

CABLES

BRAKES &
BRAKE LINES

TANKS &
OIL FILTERS

DASHES
& GAUGES

FRAMES &
SUSPENSION

FENDERS

FOOTRESTS &
FLOORBOARDS

WHEELS
& AXLES

COVERS,
LOCKS &
GENERAL

AUDIO,
COMMUNICATION
& MOUNTS



2040-2867



2040-2868



2040-2870



2040-2873



SADDLEBAG HINGE COVERS WITH DUAL-COLORED LED LIGHTS

- Dual-color LEDs
- Red running and brake lights
- Full-contrast amber turn signals
- Embedded behind a red or smoked lens
- Complete saddlebag latch
- Simple installation
- Plug-and-play
- Sold in pairs

PART #	DESCRIPTION
FOR 16-21 FLHTKSE, 14-22 FLHX/FLHXS/FLTRX/FLTRXS/FLTRU/FLTRK/FLHTCU/FLHTCUL/FLHTK/FLHTKL/FLHRS, AND 16 FLTRUSE MODELS (DOES NOT FIT CANADA OR INTERNATIONAL MODELS)	
2040-2867	Red/black
2040-2868	Red/chrome
2040-2869	Smoke/black
2040-2870	Smoke/chrome

PART #	DESCRIPTION
FOR 19-22 FLHT, 22 FLHXST/FLTRXST, 18-22 FLTRXSE, 14-22 FLHR/FLHXSE, 15 FLTRUSE, 14-15 FLHTKSE AND 14 FLHRSE MODELS	
2040-2871	Red/black
2040-2872	Red/chrome
2040-2873	Smoke/black
2040-2874	Smoke/chrome



2040-2863



2040-2864



2040-2865



2040-2866

SADDLEBAG HINGE COVERS WITH LED LIGHTS

- Dual-intensity red LEDs embedded behind a red or smoke lens
- Complete saddlebag latch
- Chrome or black housing
- Simple installation
- Plug-and-play installation
- Sold in pairs

PART #	DESCRIPTION
FOR 19-22 FLHT, 14-22 FLHX/FLHXS/FLHXST/FLHXSE/FLTRX/FLTRXS/FLTRXST/FLTRU/FLTRK/FLTRXSE/FLHTCU/FLHTCUL/GLHTK/FLHTKL/FLHTKSE/FLHR/FLHRS AND 14 FLHRSE MODELS	
2040-2863	Red/black
2040-2864	Red/chrome
2040-2865	Smoke/black
2040-2866	Smoke/chrome

CABLES

BRAKES & BRAKE LINES

TANKS & OIL FILTERS

DASHES & GAUGES

FRAMES & SUSPENSION

FENDERS

FOOTRESTS & FLOORBOARDS

WHEELS & AXLES

COVERS, LOCKS & GENERAL

AUDIO, COMMUNICATION & MOUNTS



SADDLEBAG HINGE COVERS

- CNC-machined from billet aluminum
- Replace the stock faceplates on touring models equipped with hard bags
- Retain all stock hinge functions
- Available in Diamondback style
- Sold in pairs
- See page 70 of the 2022 Parts Europe FatBook for additional saddlebag hinge cover styles



3501-1942



3501-1943

PART #	DESCRIPTION
FOR 14-22 FLHT/FLHR/FLHX/FLTRX/FLTRU/FLTRK	
3501-1942	Black
3501-1943	Chrome



DETACHABLE LATCH KIT

- Fits all models equipped with detachable sideplates, one-piece sissy bar, racks and Tour Pak® luggage mounting racks (except 18-later Softail models with Holdfast racks and uprights)
- Upgrade for the satin black OEM latches used on detachables
- Chrome-plated
- Easy to install with included hardware
- Sold in pairs



PART #	DESCRIPTION
1501-0743	Detachable latch kit; repl. OEM #12300036



1510-1073



LIFT KIT FOR TOUR-PAK RACK

- Raises luggage rack 12,7 mm (½")
- Helps to distribute the load with a wider foot while also making it easier to clean and polish under your rack
- Makes securing luggage attachments more accessible
- Easy installation



1510-1074

PART #	DESCRIPTION
1510-1073	Chrome
1510-1074	Black



RUBBER GROMMETS

- Protect wire, cable and cords by turning rough-edged and uneven holes into smooth, insulated holes
- 14,3 mm hole diameter (9/16")
- 3,2 mm inner diameter (1/8")
- 19,1 mm flange diameter (3/4")
- Sold as a pair



PART #	DESCRIPTION
3501-1899	Rubber grommets

WINDSHIELDS & FAIRINGS

SADDLEBAGS & LUGGAGE

SEATS & Sissy BARS

EXHAUST

FUEL/AIR SYSTEMS

ENGINE

TRANSMISSION, CLUTCH LINE & DRIVELINE

GASKETS & SEALS

ELECTRICAL

LIGHTING & LICENSE PLATES

HANDLEBARS, CONTROLS & MIRRORS

CABLES

BRAKES & BRAKE LINES

TANKS & OIL FILTERS

DASHES & GAUGES

FRAMES & SUSPENSION

FENDERS

FOOTRESTS & FLOORBOARDS

WHEELS & AXLES

COVERS, LOCKS & GENERAL

AUDIO, COMMUNICATION & MOUNTS

WINDSHIELDS
& FAIRINGSSADDLEBAGS
& LUGGAGESEATS &
SISSY BARS

EXHAUST

FUEL/AIR
SYSTEMS

ENGINE

TRANSMISSION,
CLUTCH LINE
& DRIVELINEGASKETS
& SEALS

ELECTRICAL

LIGHTING
& LICENSE
PLATESHANDLEBARS,
CONTROLS
& MIRRORS

CABLES

BRAKES &
BRAKE LINESTANKS &
OIL FILTERSDASHES
& GAUGESFRAMES &
SUSPENSION

FENDERS

FOOTRESTS &
FLOORBOARDSWHEELS
& AXLESCOVERS,
LOCKS &
GENERALAUDIO,
COMMUNICATION
& MOUNTS **SW-MOTECH®****3501-1919****3501-1920****3501-1921****WATERPROOF SYSBAGS**

- Durable TPU construction
- Waterproof main compartment
- MOLLE patch for attaching accessory bags
- Reinforced handles
- Reflective details for increased visibility
- Includes lashing eyelets and straps for attaching cable locks
- Removable inner pocket
- Small and Medium bags can attach to SLC carrier (sold separately)
- Large bag can attach to PRO side carrier (sold separately)
- Small bag measures: 32,5 cm W x 16,5 cm D x 33 cm H (12,8" x 6,5" x 13"); carrying capacity expands from 12 L to 16 L
- Medium bag measures: 32,5 cm W x 16,5 cm D x 41 cm H (12,8" x 6,5" x 16,1"); carrying capacity expands from 17 L to 23 L
- Large bag measures: 48 cm W x 22 cm D x 41 cm H (18,9" x 8,7" x 16,1"); carrying capacity expands from 27 L to 40 L

PART #	DESCRIPTION	PART #	DESCRIPTION	PART #	DESCRIPTION
3501-1919	S	3501-1920	M	3501-1921	L

SLH SIDE CARRIERS

- Bike-specific design
- Can be quickly and easily mounted on the original attachment points on the fender strut
- Quick-lock system allows Legend Gear side bags to be attached and removed in moments
- For use on the left side of the motorcycle
- Includes mounting hardware

PART #	DESCRIPTION	PART #	DESCRIPTION
1510-0996	For 18-22 FXLR/S	1510-1087	For 18-22 FLDE
1510-1086	For 18-22 FLFB/FLFBS/FXBR/FXBRs	1510-1088	For 12-17 FLS

**1510-0996****PRO TANK RING**

- Allows mounting of PRO tank bags
- Convenient quick-lock mechanism allows the tank bag to be mounted or removed in seconds
- Bike-specific design provides complete stability and optimal fit
- Magnetic guide aid for easy attachment
- Simple installation
- Constructed from fiberglass-reinforced polyamide
- Mounting hardware included

PART #	DESCRIPTION
3502-0532	For 21-22 Pan America RA1250/1250S

ION TANK RING

- Allows mounting of ION tank bags
- Convenient quick-lock mechanism allows the tank bag to be mounted or removed in seconds
- Bike-specific design provides complete stability and optimal fit
- Simple installation
- Constructed from fiberglass-reinforced polyamide
- Mounting hardware included

PART #	DESCRIPTION
3502-0531	For 21-22 Pan America RA1250/1250S



DB3100 BACKREST BAG

- Features two mounting systems for maximum attachment flexibility
- Two external pockets can be used to easily keep clean and dirty items separated; will also fit most helmets
- Front facing thin pocket
- Integrated MOLLE modular attachment points for storage customization
- Strap ends include unique keepers system which eliminates the need for cutting after the bag is installed
- UV-, water- and weather-resistant 600D polyester construction
- 29 cm H x 29 cm W x 59,5 cm D (11,5" x 11,5" x 23,5")
- Rain cover sold separately



3501-1835



3515-0223

PART #	DESCRIPTION
3501-1835	DB3100 backrest bag
3515-0223	Rain cover



DXT RIGID MOUNT SADDLEBAGS

- Dual-compartment bags provide ample packing room for short and long rides
- Expandable, sleek, sport saddlebags
- UV-, water- and weather-resistant 1680D nylon construction
- Water-resistant zippers
- 57 cm L x 35,5 cm H x 15 cm (22,5" x 14" x 6") (non-expanded)
- Bikes with strut-mounted turn signals require relocation of turn signals

NOTE: PART #3501-1934 requires an aftermarket exhaust that is lower than passenger footpegs.
Exhaust outlet must not be pointed at the bottom or front of the saddlebag.

PART #	DESCRIPTION
3501-1933	For 99-17 FXD
3501-1934	For 18-22 FXST/FXBB/FXBBB/FXFB/FXFBF/FXLR/FXLRB/FLSB/FLDE/FLHC/FLHCS/FLSL



TRAILS END LITE TANK BAG

- UltraMax® fabric for maximum UV protection
- Quick-release straps for easy attachment
- Mounts to most fuel tanks
- Water-resistant lockable zippers
- Inner self-fastening straps
- Bag holds its shape and reverse coil zippers help keep out dust and dirt
- Measures 26 cm L x 16,5 cm W x 10,1 cm H (9" x 8 1/2" x 4") and holds 5.5 L



PART #	DESCRIPTION
3502-0529	Tank bag

WINDSHIELDS
& FAIRINGSSADDLEBAGS
& LUGGAGESEATS &
SISSY BARS

EXHAUST

FUEL/AIR
SYSTEMS

ENGINE

TRANSMISSION,
CLUTCH LINE
& DRIVELINEGASKETS
& SEALS

ELECTRICAL

LIGHTING
& LICENSE
PLATESHANDLEBARS,
CONTROLS
& MIRRORS

CABLES

BRAKES &
BRAKE LINESTANKS &
OIL FILTERSDASHES
& GAUGESFRAMES &
SUSPENSION

FENDERS

FOOTRESTS &
FLOORBOARDSWHEELS
& AXLESCOVERS,
LOCKS &
GENERALAUDIO,
COMMUNICATION
& MOUNTS

HURRICANE SADDLEBAGS

- 100% waterproof; made from PVC Tarpaulin
- All seams are electronically heat welded
- Watertight roll closure with quick-release buckles
- UV-coated outer material cleans easily and prevents slipping or marking
- Securely mounts using patented RIGG STRAPS® system which can also be used as a separate tie down system
- Removable stiffener allows bag to hold its shape when empty
- Side bottle pocket large enough to hold 890 ml bottles
- Side MOLLE panel for optional accessories
- Each side is collapsible with compression straps for smaller loads
- Firm internal back plate helps support bag
- Replaceable back pad helps protect bags from contact with rack
- Metal D rings can be used to mount dry roll bag on top
- Purge valve for easy compression
- Reflective accents for enhanced visibility
- Includes two lightweight saddlebag liners
- Main compartment measures 38 cm L x 20,5 cm W x 35,5 cm H (15" x 8" x 14")
- Holds 28 liters per side



PART

3501-1898

DESCRIPTION

Hurricane saddlebags

3530-0028



HURRICANE DUFFLE BAGS

- 100% waterproof made; from PVC Tarpaulin
- All seams are electronically heat welded
- Watertight roll closure with quick-release buckles
- UV-coated outer material cleans easily and prevents slipping or marking
- Securely mounts using patented RIGG STRAPS® system which can also be used as a separate tie down system
- Removable internal panels help bag hold its shape
- Can be mounted across or along seat or tail section
- Purge valve makes for easy compression
- Dual-purpose carry handles can be used as compression straps
- Reflective accents for enhanced visibility
- 25L model measures 43 cm L x 23 cm W x 25,5 cm H (17" x 9" x 10")
- 40L model measures 51 cm L x 28 cm W x 28 cm H (20" x 11" x 11")



3530-0029

PART

3530-0028

3530-0029

DESCRIPTION

25L

40L

HURRICANE ROLL BAG

- 100% waterproof ;made from PVC Tarpaulin
- All seams are electronically heat welded
- Watertight roll closure with quick-release buckles
- UV-coated outer material cleans easily and prevents slipping or marking
- Securely mounts using patented RIGG STRAPS® system which can also be used as a separate tie down system
- Purge valve makes for easy compression
- Measures 38 cm L x 20,5 cm W x 15 cm H (15" x 8" x 6") and holds 10L



PART

3530-0027

DESCRIPTION

Hurricane Roll Bag

**DRYFORCE™ WATERPROOF 60L ROLL TOP BAG**

- Collapsible
- Adjustable bungee web
- Includes two straps for securing to the rear seat of a touring motorcycle
- Convenient side pockets
- Roll Top
- Pivoting mounting points
- Custom 840d nylon TPU laminate with welded seams
- YKK zippers and pockets
- Four heavy-duty nylon attachment points
- Great for motorcycling, off-roading, camping and boating
- Reflective **Ciro** logo with Bright **Ciro** green interior
- Universal fit; Recommended for luggage rack or back seat with Tour-Pak or sissy bar
- Dimensions: 45,5 cm W x 51 cm H x 28 cm D (18" x 20" x 11")

PART #
3515-0229

DESCRIPTION
60L

**3515-0227****3515-0228****DRYFORCE™ WATERPROOF DUFFEL BAGS**

- Collapsible
- Quick release shoulder strap doubles as tie down strap
- Adjustable loops for quick mounting
- Custom 840d nylon TPU laminate with welded seams
- Front and back pockets
- YKK zippers and oversized handles
- Four heavy-duty nylon attachment points with a high-strength, hook-and-loop roll top closure
- Reflective **Ciro** logo

PART #	DESCRIPTION
3515-0227	40L (51 cm W x 40,5 cm H (48,5 cm extended) x 30,5 cm D (20" x 16" (19") x 12"))

PART #	DESCRIPTION
3515-0228	60L (63,5 cm W x 38 cm H (48,5 cm extended) x 28 cm D (25" x 15" (19") x 11"))

WINDSHIELDS
& FAIRINGSSADDLEBAGS
& LUGGAGESEATS &
SISSY BARS

EXHAUST

FUEL/AIR
SYSTEMS

ENGINE

TRANSMISSION,
CLUTCH LINE
& DRIVELINEGASKETS
& SEALS

ELECTRICAL

LIGHTING
& LICENSE
PLATESHANDLEBARS,
CONTROLS
& MIRRORS

CABLES

BRAKES &
BRAKE LINESTANKS &
OIL FILTERSDASHES
& GAUGESFRAMES &
SUSPENSION

FENDERS

FOOTRESTS &
FLOORBOARDSWHEELS
& AXLESCOVERS,
LOCKS &
GENERALAUDIO,
COMMUNICATION
& MOUNTS

WINDSHIELDS
& FAIRINGSSADDLEBAGS
& LUGGAGESEATS &
SISSY BARS

EXHAUST

FUEL/AIR
SYSTEMS

ENGINE

TRANSMISSION,
CLUTCH LINE
& DRIVELINEGASKETS
& SEALS

ELECTRICAL

LIGHTING
& LICENSE
PLATESHANDLEBARS,
CONTROLS
& MIRRORS

CABLES

BRAKES &
BRAKE LINESTANKS &
OIL FILTERSDASHES
& GAUGESFRAMES &
SUSPENSION

FENDERS

FOOTRESTS &
FLOORBOARDSWHEELS
& AXLESCOVERS,
LOCKS &
GENERALAUDIO,
COMMUNICATION
& MOUNTS

DRYFORCE™ QUICK RELEASE WATERPROOF COOLER

- Insulated waterproof interior
- Custom tailored for Harley-Davidson's factory Tour-Pak luggage rack
- Quick release latch mechanism
- Hard molded top and bottom
- Rugged adjustable straps and oversized handles
- Four heavy-duty nylon attachment points
- YKK zippers on exterior pockets and T-handles for heavy-duty pull zippers
- Custom 840d nylon TPU laminate with welded seams
- Reflective Ciro logo
- Dimensions: 58,5 cm W x 28 cm H x 33 cm D (23" x 11" x 13")
- Volume is 24 liters and holds 64 12 oz. cans

NOTE: Requires Harley-Davidson Premium Tour-Pak luggage rack OEM #52665-87. Will not work with Harley-Davidson Air Wing Tour-Pak luggage rack OEM #79179-08 or 53000063.



PART #
3511-0027

DESCRIPTION
Waterproof cooler



DRYFORCE™ UNIVERSAL WATERPROOF COOLER

- Insulated waterproof interior
- Semi-rigid bottom
- Custom 840d nylon TPU laminate with welded seams
- Adjustable shoulder strap doubles as an under seat tie down strap
- Four heavy-duty D rings
- Front and back pockets
- Adjustable loops for quick mounting
- YKK zippers with T-handle pulls
- Reflective Ciro logo
- Dimensions: 45,5 cm W x 33 cm H x 25,5 cm D (18" x 13" x 10")



PART #
3511-0028

DESCRIPTION
Universal Waterproof cooler



DRYFORCE™ QUICK RELEASE WATERPROOF CASE

- Soft internal lining with two removable mesh pockets
- Custom tailored for Harley-Davidson's factory Tour-Pak luggage rack
- Quick release latch mechanism
- Hard molded top and bottom
- Rugged adjustable straps and oversized handles
- Four heavy-duty nylon attachment points
- YKK zippers on exterior pockets and T-handles for heavy-duty pull zippers
- Custom 840d nylon TPU laminate with welded seams
- Reflective Ciro logo



- Dimensions: 58,5 cm W x 28 cm H x 33 cm D (23" x 11" x 13")

NOTE: Requires Harley-Davidson Premium Tour-Pak luggage rack OEM #52665-87. Will not work with Harley-Davidson Air Wing Tour-Pak luggage rack OEM #79179-08 or 53000063.

PART #
3515-0226

DESCRIPTION
Waterproof case



3530-0010



3530-0009



ADV1 ULTRA LIGHT BAGS

- Waterproof bags
- Polyester with PU coating
- Seams are sealed with seam tape
- Heavy-duty ITW quick-release buckles
- Roll-down top design creates waterproof seal
- Includes drawstring carrying/storage bag

PART #	DESCRIPTION
3530-0010	25 liter ADV1 Ultra Light Bag

PART #	DESCRIPTION
3530-0009	Three-pack (2 liter, 5 liter, 10 liter)



3516-0386



SIDE CASE AND TOP CASE MOUNTING KITS

- Kenai Mount kits are made from 20 mm (3/4") tubing which is currently the largest tube diameter in the market
- This size tubing provides a strong mounting base to attach the Kenai side cases
- All mounts are powdercoated to provide a corrosion-resistant mounting surface
- Mount kits use a rear crossbar design to provide maximum rigidity and help resist damage in the case of the bike falling over on the trail
- A 36-liter case must be mounted on the exhaust side to keep the bike evenly balanced
- All mounting kits are designed specifically with brackets and mounting points to assure correct fitment to motorcycle
- All kits come with complete hardware and instructions for assembly
- See pages 104-105 of the 2022 Parts Europe Offroad Catalog for the full line of Moose Racing Kenai Series Adventure Luggage



3521-0162

DESCRIPTION	PART #
FOR PAN AMERICA 21-22 RA1250/1250S	
3516-0386	Top case mount
3521-0162	Side case mount

WINDSHIELDS
& FAIRINGS

SADDLEBAGS
& LUGGAGE

SEATS &
SISSY BARS

EXHAUST

FUEL/AIR
SYSTEMS

ENGINE

TRANSMISSION,
CLUTCH LINE
& DRIVELINE

GASKETS
& SEALS

ELECTRICAL

LIGHTING
& LICENSE
PLATES

HANDLEBARS,
CONTROLS
& MIRRORS

CABLES

BRAKES &
BRAKE LINES

TANKS &
OIL FILTERS

DASHES
& GAUGES

FRAMES &
SUSPENSION

FENDERS

FOOTRESTS &
FLOORBOARDS

WHEELS
& AXLES

COVERS,
LOCKS &
GENERAL

AUDIO,
COMMUNICATION
& MOUNTS

WINDSHIELDS
& FAIRINGSSADDLEBAGS
& LUGGAGESEATS &
SISSY BARS

EXHAUST

FUEL/AIR
SYSTEMS

ENGINE

TRANSMISSION,
CLUTCH LINE
& DRIVELINEGASKETS
& SEALS

ELECTRICAL

LIGHTING
& LICENSE
PLATESHANDLEBARS,
CONTROLS
& MIRRORS

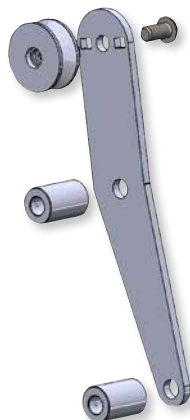
CABLES

BRAKES &
BRAKE LINESTANKS &
OIL FILTERSDASHES
& GAUGESFRAMES &
SUSPENSION

FENDERS

FOOTRESTS &
FLOORBOARDSWHEELS
& AXLESCOVERS,
LOCKS &
GENERALAUDIO,
COMMUNICATION
& MOUNTS**SADDLEBAG SUPPORT MOUNT KIT**

- Required when mounting OEM or optional saddlebags with SuperTrapp FatShot 2:1 or Kerker Bootlegger exhausts


PART #
1861-1417
DESCRIPTION
 For 18-22 FLDE/FLHC/FLSB
**3550-0329****3550-0332****3550-0333****3550-0334****3550-0335****3550-0336****3550-0337****3550-0338****3550-0339****3550-0340****3550-0341****3550-0342****3550-0355****DOCKING COVERS**

- Hide the rear docking hardware when you're not using it
- Made from 316F stainless steel with Neodymium magnets for a solid hold



FIGURATI DESIGNS

PART #	DESCRIPTION
25,2 MM X 30 MM DOCKING COVERS	
3550-0329	Steel w/ red, white, and blue American flag skull
3550-0330	PVD black w/ red, white, and blue American flag skull
3550-0331	Steel w/ black contrast cut American flag skull
3550-0332	PVD black and steel w/ black contrast cut American flag skull
3550-0333	Steel w/ black Don't Tread On Me
3550-0334	PVD black and steel w/ black Don't Tread On Me
3550-0335	Steel w/ black cross
3550-0336	PVD black and steel w/ black cross
3550-0337	Steel w/ black POW MIA
3550-0338	PVD black and steel w/ black POW MIA
3550-0339	Steel
3550-0340	PVD black

PART #	DESCRIPTION
25,2 MM X 45 MM DOCKING COVERS	
3550-0341	Steel w/ red, white, and blue American flag skull
3550-0342	PVD black w/ red, white, and blue American flag skull
3550-0343	Steel w/ black contrast cut American flag skull
3550-0344	PVD black and steel w/ black contrast cut American flag skull
3550-0345	Steel w/ black Don't Tread On Me
3550-0346	PVD black and steel w/ black Don't Tread On Me
3550-0347	Steel w/ black cross
3550-0348	PVD black and steel w/ black cross
3550-0349	Steel w/ black POW MIA
3550-0350	PVD black and steel w/ black POW MIA
3550-0351	Steel
3550-0352	PVD black

PART #	DESCRIPTION
27,2 MM X 30 MM DOCKING COVERS	
3550-0353	Steel w/ red, white, and blue American flag skull
3550-0354	PVD black w/ red, white, and blue American flag skull
3550-0355	Steel w/ black contrast cut American flag skull
3550-0356	PVD black and steel w/ black contrast cut American flag skull
3550-0357	Steel w/ black Don't Tread On Me
3550-0358	PVD black and steel w/ black Don't Tread On Me
3550-0359	Steel w/ black cross
3550-0360	PVD black and steel w/ black cross
3550-0361	Steel w/ black POW MIA
3550-0362	PVD black and steel w/ black POW MIA
3550-0363	Steel
3550-0364	PVD black



FOR DRESSER/TOURING



TOURING PREDATOR III SEAT

- Features a 15 cm (6") tall driver support with unique styling
- Features the new Slip Stop™ high-quality automotive-grade vinyl material designed with gripping qualities to reduce slippage
- Molded polyurethane foam for maximum comfort and styling
- Seat is made narrow up front for better leg clearance

- 5 mm ($\frac{3}{16}$ ") ABS thermoformed seat base for a perfect fit, with a carpeted bottom and rubber bumpers to protect paint
- Fits with all Drag and most H-D sissy bars
- Includes all mounting hardware

PART

DESCRIPTION

FOR 08-22 FLHT/FLHR/FLHRC/FLTR/FLHX/FLHTC/FLHTCU MODELS; 79 CM L OVERALL (39,5 CM L X 30,5 CM W FRONT) (33 CM L X 15 CM W REAR) (31" L OVERALL (15 $\frac{1}{2}$ " L X 12" W FRONT) (13"L X 6" W REAR))

0801-1436

Smooth Slip Stop™

0801-1402



EXTENDED REACH HEATED ROAD SOFA SEATS

- Available in carbon fiber (CF) style that features silver stitching and the legendary carbon fiber look while providing comfort and stability
- Extended Reach design extends the driver's seating area a full 2" from the stock seating position
- Two-level heat adjustment that connects easily to the bike's electrical system
- Independently controlled heating elements for the rider and passenger
- Brightly colored LEDs indicate the level of heat
- Seat's styling and function is unaffected by switches or wiring

- Refined split-cushion design separates the seating surface from the lumbar support to reduce tailbone/back pressure for maximum long-range comfort
- Features a combination of progressive-density foam and GelCore™ inserts for superior driver and passenger comfort
- Passenger pillion area has received special attention for comfort and to allow a clear view of the road ahead
- Available with or without driver's backrest

PART

DESCRIPTION

FOR 08-22 FLHT/FLHR/FLTR/FLTRU/FLTRK/FLTRX/FLHX

0801-1401

W/ driver's backrest

0801-1402

W/o driver's backrest

WINDSHIELDS
& FAIRINGS

SADDLEBAGS
& LUGGAGE

SEATS &
SISSY BARS

EXHAUST

FUEL/AIR
SYSTEMS

ENGINE

TRANSMISSION,
CLUTCH LINE
& DRIVELINE

GASKETS
& SEALS

ELECTRICAL

LIGHTING
& LICENSE
PLATES

HANDLEBARS,
CONTROLS
& MIRRORS

CABLES

BRAKES &
BRAKE LINES

TANKS &
OIL FILTERS

DASHES
& GAUGES

FRAMES &
SUSPENSION

FENDERS

FOOTRESTS &
FLOORBOARDS

WHEELS
& AXLES

COVERS,
LOCKS &
GENERAL

AUDIO,
COMMUNICATION
& MOUNTS

FOR DRESSER/TOURING

SADDLEMEN™
PERFORMANCE OUTFITTER



0801-1400



EXTENDED REACH ROAD SOFA SEATS

- Available in carbon fiber (CF) style that features silver stitching and the legendary carbon fiber look while providing comfort and stability
- Extend the driver's seating area by a full 2"
- Refined split-cushion design separates the seating surface from the lumbar support to reduce tailbone/back pressure for maximum long-range comfort
- Features a combination of progressive density foam and GelCore™ inserts for superior driver and passenger comfort

- Passenger pillion area has received special attention for comfort and to allow a clear view of the road ahead
- Available with or without driver's backrest
- For the full line of Extended Reach Road Sofa Seats, see page 191 of the 2022 Parts Europe FatBook

PART

FOR 08-22 FLHT/FLHR/FLTR/FLTRU/FLTRK/FLTRX/FLHX

0801-1400

0801-1399

DESCRIPTION

W/ driver's backrest

W/o driver's backrest



0801-1421



HEATED ROAD SOFA SEATS

- Two-level heat adjustment that connects easily to bike's electrical system
- Independently controlled heating elements for rider and passenger
- Brightly colored LEDs indicate level of heat
- Seat's styling and function is unaffected by switches or wiring
- Tall lumbar support and wide driver saddle support the back and legs for superior comfort, while the streamlined nose improves the rider's reach to the ground
- Features a combination of progressive density foam and GelCore™ inserts for superior driver and passenger comfort

- Perforated, ventilated leather cover for the ultimate in luxurious comfort, feel and looks
- Protective rain cover included
- Passenger pillion area has received special attention for comfort and to allow a clear view of the road ahead
- Available with or without driver's backrest

PART

FOR 99-07 FLHT/FLTR (EXCEPT FLHX)

0801-1421

0801-1422

FOR 99-07 FLHR, 06-07 FLHX (EXCEPT FLHRS)

0801-1417

0801-1418

DESCRIPTION

W/ driver's backrest

W/o driver's backrest

W/ driver's backrest

W/o driver's backrest



FOR DRESSER/TOURING



HEATED ROAD SOFA LS SEATS

- Lattice stitch (LS) seat infuses old-school lattice stitch retro styling with a modern twist
- Two-level heat adjustment that easily connects to bike's electrical system
- Independently controlled heating elements for rider and passenger
- Brightly colored LEDs indicate level of heat
- Seat's styling and function is unaffected by switches or wiring
- Refined split-cushion design separates the seating surface from the lumbar support to reduce tailbone/back pressure for maximum long-range comfort
- Features a combination of progressive density foam and GelCore™ inserts for superior driver and passenger comfort
- Has a perforated, ventilated leather cover for the ultimate in luxurious comfort, feel and looks
- Protective rain cover included

PART

0801-1390

0801-1410

0801-1390



- Passenger pillion area has received special attention for comfort and to allow a clear view of the road ahead
- Available with driver's backrest
- For the full line of Heated Road Sofa Seats, see page 192 of the 2022 Parts Europe FatBook

DESCRIPTION

For 99-07 FLT/FLHT/FLTR (except FLHX/FLHR)

For 99-07 FLHR, 06-07 FLHX (except FLHRS)



ROAD SOFA SEATS

- GelCore™ in front and rear reduces tailbone pressure and increases circulation and comfort for both driver and passenger
- Tall lumbar support and wide driver saddle support the back and legs for superior comfort, while the streamlined nose improves the rider's reach to the ground
- Available with or without driver's backrest
- For the full line of Road Sofa seats, see page 196 of the 2022 Parts Europe FatBook

PART

FOR 09-22 FLHTCUTG

0801-1403

0801-1404

0801-1404



DESCRIPTION

W/o driver's backrest

W/ driver's backrest



HEATED ROAD SOFA PILLOW TOP SEATS

- Two-level heat adjustment that connects easily to bike's electrical system
- Independently controlled heating elements for rider and passenger
- Brightly colored LEDs indicate level of heat
- Seat's styling and function is unaffected by switches or wiring
- Refined split-cushion design separates the seating surface from the lumbar support to reduce tailbone/back pressure for maximum long-range comfort

PART

0801-1394

0801-1408

0801-1394



- Features a combination of progressive-density foam and GelCore™ inserts for superior driver and passenger comfort
- Pillowed soft upholstery cover backed by a compliant foam layer under the cover to provide incredible comfort and style
- Classic styled button-tufted cover
- Available with driver's backrest
- For the full line of Heated Road Sofa Pillow Top seats, see page 193 of the 2022 Parts Europe FatBook

DESCRIPTION

For 99-07 FLT/FLHT/FLTR (except FLHX/FLHR)

For 99-07 FLHR, 06-07 FLHX (except FLHRS)

WINDSHIELDS
& FAIRINGSSADDLEBAGS
& LUGGAGESEATS &
SISSY BARS

EXHAUST

FUEL/AIR
SYSTEMS

ENGINE

TRANSMISSION,
CLUTCH LINE
& DRIVELINEGASKETS
& SEALS

ELECTRICAL

LIGHTING
& LICENSE
PLATESHANDLEBARS,
CONTROLS
& MIRRORS

CABLES

BRAKES &
BRAKE LINESTANKS &
OIL FILTERSDASHES
& GAUGESFRAMES &
SUSPENSION

FENDERS

FOOTRESTS &
FLOORBOARDSWHEELS
& AXLESCOVERS,
LOCKS &
GENERALAUDIO,
COMMUNICATION
& MOUNTS

FOR DRESSER/TOURING



0801-1395



0822-0498



0801-1420



0822-0497



ROAD SOFA SEATS

- Constructed from contrasting carbon fiber weave and SaddleHyde™
- GelCore™ in front and rear reduces tailbone pressure and increases circulation and comfort for both driver and passenger
- Tall lumbar support and wide driver saddle support the back and legs for superior comfort, while the streamlined nose improves the rider's reach to the ground
- Available with or without driver's backrest
- Matching Tour-Pak® backrest pad cover available separately

PART

FOR 08-22 FLHT/FLHR/FLTR/FLTRU/FLTRK/FLTRX/FLHX

0801-1396

DESCRIPTION

W/ driver's backrest

0801-1395

W/o driver's backrest

0822-0498

Tour-Pak® backrest pad

0822-0496

Tour-Pak backrest pad cover

FOR 99-07 FLHT/FLTR (EXCEPT FLHX)

0801-1420

W/ driver's backrest

0801-1419

W/o driver's backrest

FOR 99-07 FLHR, 06-07 FLHX (EXCEPT FLHRS)

0801-1416

W/ driver's backrest

0801-1415

W/o driver's backrest

0822-0497

Tour-Pak backrest pad cover

0822-0500

Chopped Tour-Pak backrest pad cover



0822-0500



FOR DRESSER/TOURING



0822-0499



0801-1412



ROAD SOFA CF SEATS

- Constructed from contrasting carbon fiber (CF) weave and SaddleHyde™
- GelCore™ in front and rear reduces tailbone pressure and increases circulation and comfort for both driver and passenger
- Tall lumbar support and wide driver saddle support the back and legs for superior comfort, while the streamlined nose improves the rider's reach to the ground
- Available with or without driver's backrest
- For the full line of Road Sofa CF seats, see page 194 of the 2022 Parts Europe FatBook

PART #	DESCRIPTION
FOR 14-22 FLHR/FLHT/FLHX/FLTR/FLTRU/FLTRK/FLTRX	
0822-0499	Chopped Tour-Pak backrest pad cover
FOR 99-07 FLHR, 06-07 FLHX (EXCEPT FLHRS)	
0801-1412	W/ driver's backrest
0801-1411	W/o driver's backrest
FOR 99-07 FLT/FLHT/FLTR (EXCEPT FLHX/FLHR)	
0801-1391	W/ driver's backrest
0801-1388	Tour-Pak backrest pad cover



ROAD SOFA PILLOW TOP SEATS

- Refined split-cushion design separates the seating surface from the lumbar support to reduce tailbone/back pressure for maximum long-range comfort
- Features a combination of progressive density foam and GelCore™ inserts for superior driver and passenger comfort
- Pillowed soft upholstery cover backed by a compliant foam layer under the cover to provide incredible comfort and style
- Classically styled button-tufted cover
- Available with driver's backrest
- For the full line of Road Sofa Pillow Top seats, see page 194 of the 2022 Parts Europe FatBook

PART #	DESCRIPTION
0801-1393	For 99-07 FLTR/FLHT (except FLHX/FLHR)
0801-1407	For 99-07 FLHR, 06-07 FLHX (except FLHRS)



0801-1393

WINDSHIELDS
& FAIRINGSSADDLEBAGS
& LUGGAGESEATS &
SISSY BARS

EXHAUST

FUEL/AIR
SYSTEMS

ENGINE

TRANSMISSION,
CLUTCH LINE
& DRIVELINEGASKETS
& SEALS

ELECTRICAL

LIGHTING
& LICENSE
PLATESHANDLEBARS,
CONTROLS
& MIRRORS

CABLES

BRAKES &
BRAKE LINESTANKS &
OIL FILTERSDASHES
& GAUGESFRAMES &
SUSPENSION

FENDERS

FOOTRESTS &
FLOORBOARDSWHEELS
& AXLESCOVERS,
LOCKS &
GENERALAUDIO,
COMMUNICATION
& MOUNTS

WINDSHIELDS
& FAIRINGSSADDLEBAGS
& LUGGAGESEATS &
SISSY BARS

EXHAUST

FUEL/AIR
SYSTEMS

ENGINE

TRANSMISSION,
CLUTCH LINE
& DRIVELINEGASKETS
& SEALS

ELECTRICAL

LIGHTING
& LICENSE
PLATESHANDLEBARS,
CONTROLS
& MIRRORS

CABLES

BRAKES &
BRAKE LINESTANKS &
OIL FILTERSDASHES
& GAUGESFRAMES &
SUSPENSION

FENDERS

FOOTRESTS &
FLOORBOARDSWHEELS
& AXLESCOVERS,
LOCKS &
GENERALAUDIO,
COMMUNICATION
& MOUNTS

FOR DRESSER/TOURING


SADDLEMEN™
 PERFORMANCE OUTFITTER


ROAD SOFA LS SEATS

- Lattice stitch (LS) seat infuses old-school lattice stitch retro styling with a modern twist
- Refined split-cushion design separates the seating surface from the lumbar support to reduce tailbone/back pressure for maximum long-range comfort
- Features a combination of progressive density foam and GelCore™ inserts for superior driver and passenger comfort
- Perforated, ventilated leather cover for the ultimate in luxurious comfort, feel and looks
- Protective rain cover included
- Passenger pillion area has received special attention for comfort and to allow a clear view of the road ahead

PART

0801-1389

0801-1409

DESCRIPTION

For 99-07 FLT/FLHT/FLTR (except FLHX/FLHR)

For 99-07 FLHR, 06-07 FLHX (except FLHRS)

0801-1389



- Available with driver's backrest
- For the full line of Road Sofa LS seats, see page 195 of the 2022 Parts Europe FatBook



HEATED ROAD SOFA SEATS

- Two-level heat adjustment that connects easily to the bike's electrical system
- Independently controlled heating elements for rider and passenger
- Brightly colored LEDs indicate heat levels
- Seat's styling and function is unaffected by switches or wiring
- GelCore™ in front and rear reduces tailbone pressure and increases circulation and comfort for both rider and passenger

PART

FOR 09-22 FLHTCUTG

0801-1406

0801-1405

DESCRIPTION

W/o driver's backrest

W/ driver's backrest

0801-1405



- Tall lumbar support and wide driver saddle support the back and legs for superior comfort, while the streamlined nose improves the rider's reach to the ground
- Available with or without driver's backrest



ROAD SOFA SEATS

- GelCore™ in front and rear reduces tailbone pressure and increases circulation and comfort for both driver and passenger
- Tall lumbar support and wide driver saddle support the back and legs for superior comfort, while the streamlined nose improves the rider's reach to the ground
- Available with or without driver's backrest

PART

FOR 09-22 FLHTCUTG

0801-1403

0801-1404

DESCRIPTION

W/o driver's backrest

W/ driver's backrest

0801-1404





FOR DRESSER/TOURING

**SLIM RP SEAT**

- Old-school Roll & Pleat style SaddleHyde™ cover
- Refined split-cushion design separates seating surface from lumbar support to reduce tailbone and back pressure for maximum long-range comfort
- Tall lumbar support and wide driver saddle support back and legs for superior comfort; streamlined nose improves reach to ground

- GelCore™ technology in both driver and passenger areas reduces tailbone pressure and increases circulation and comfort
- Available in black
- For the full line of Slim RP seats, see page 197 of the 2022 Parts Europe FatBook

PART #**0801-1386****DESCRIPTION**

For 99-07 FLHT/FLTR (except FLHX/FLHR)

**SLIM LS SEAT**

- Lattice stitch (LS) seat infuses old-school lattice stitch retro styling with a modern twist
- Refined split-cushion design separates seating surface from lumbar support to reduce tailbone and back pressure for maximum long-range comfort
- Tall lumbar support and wide driver saddle support back and legs for superior comfort; streamlined nose improves reach to ground
- GelCore™ in both driver and passenger areas reduces tailbone pressure and increases circulation and comfort

- Perforated leather inserts and SaddleHyde™ cover
- Fitted, protective rain cover included
- Available in black
- For the full line of Slim LS seats, see page 197 of the 2022 Parts Europe FatBook

PART #**0801-1387****DESCRIPTION**

For 99-07 FLHT/FLTR (except FLHX/FLHR)

**PRO SERIES SDC PERFORMANCE GRIPPER SEATS**

- True performance-oriented comfort seat with contoured lines, bucketed driver's seating area and substantial lumbar support
- Crafted with Saddlemen's carbon fiber at the front, black gripper on the lumbar support and SaddleHyde™ sides
- Lattice stitch (LS) design infuses old-school lattice stitch retro styling with a modern twist
- Features GelCore™ technology that reduces engine vibration by up to 50% and road impacts by up to 92% for a noticeably comfortable ride
- Driver portion measures 42 cm L x 29 cm W (16,5" x 11,5")
- Lumbar section measures 18 cm (7")
- Passenger portion measures 28,5 cm L x 17 cm W (11,25" x 6,75")
- For the full line of Pro Series SDC Performance Gripper seats, see page 198 of the 2022 Parts Europe FatBook

PART #**FOR 08-22 FLHX/FLHR/FLTR/FLTRU/FLTRK/FLTRX/FLHT (EXCEPT 14-22 MODELS W/ OEM TOUR-PAK®)****0802-1449****0802-1450****DESCRIPTION**

Red stitch

Gold stitch

0802-1449**0802-1450**WINDSHIELDS
& FAIRINGSSADDLEBAGS
& LUGGAGESEATS &
SISSY BARS

EXHAUST

FUEL/AIR
SYSTEMS

ENGINE

TRANSMISSION,
CLUTCH LINE
& DRIVELINEGASKETS
& SEALS

ELECTRICAL

LIGHTING
& LICENSE
PLATESHANDLEBARS,
CONTROLS
& MIRRORS

CABLES

BRAKES &
BRAKE LINESTANKS &
OIL FILTERSDASHES
& GAUGESFRAMES &
SUSPENSION

FENDERS

FOOTRESTS &
FLOORBOARDSWHEELS
& AXLESCOVERS,
LOCKS &
GENERALAUDIO,
COMMUNICATION
& MOUNTS

FOR DRESSER/TOURING



0801-1423



0801-1428



0801-1429



0801-1434



TOUR STEP-UP SEATS

- Classic Step-Up performance with added passenger area comfort
- Lattice stitch (LS) seats infuse old-school lattice stitch retro styling with a modern twist
- Tuck-n'-roll (TR) seat features true tuck-n'-roll styling
- High lumbar keeps the rider locked into the seat
- Features Saddlemen's Ultra-Foam which is formulated to provide a perfect balance of rigidity and user compliance with integrated GelCore™ technology

- Whisper-grain SaddleHyde™ cover
- Installs easily with all necessary mounting hardware and instructions included

PART #	DESCRIPTION
FOR 08-22 FLHR/FLHT/FLHX/FLHXST/FLTR/FLTRU/FLTRK/FLTRX/FLTRXST AND 09-13 TRIKES	
0801-1423	TR
0801-1424	Front LS
0801-1425	Plain
0801-1426	Full LS
FOR 99-07 FLHT/FLTR (EXCEPT FLHX)	
0801-1427	TR
0801-1428	Front LS
0801-1429	Plain
0801-1430	Front & rear LS
FOR 99-07 FLHR/FLHX (EXCEPT FLHRS)	
0801-1431	TR
0801-1432	Front LS
0801-1433	Plain
0801-1434	Front & rear LS



FOR DRESSER/TOURING

**PROFILER SEAT**

- Narrow styling, a thin profile and low riding height
- Driver's portion features GelCore™ for unsurpassed levels of comfort
- Supple SaddleHyde™ offers a combination of comfort, glove-soft leathery feel and weather-resistant, no-maintenance good looks
- Available in black
- For the full line of Profiler seats, see page 202 of the 2022 Parts Europe FatBook

PART #**0801-1385****DESCRIPTION**

For 99-07 FLHT/FLTR (except FLHX/FLHR)

**PROFILER TR SEAT**

- The Profiler series of seats provides the ultimate low-profile seat for two
- Saddlemen's proprietary GelCore™ technology provides unparalleled comfort
- Unique blend of variable-density seat foam and GelCore technology eases tailbone pressure and improves circulation
- Features narrow styling, a thin profile and a specially designed base that allows the seat to drop down for the lowest riding position possible
- Authentic true tuck-n'-roll construction, not a quick cross-stitch; seat is covered in genuine leather for a bold look
- For the full line of Profiler TR seats, see page 202 of the 2022 Parts Europe FatBook

PART #**0801-1382****DESCRIPTION**

For 99-07 FLHT/FLTR (except FLHX/FLHR)

**PROFILER BW SEAT**

- Features narrow styling, a thin profile and low riding height
- Design drops the rider down into the bike for the lowest riding position possible, while maintaining a high standard of comfort and support
- Unique blend of variable-density foam and GelCore™ technology eases tailbone pressure and improves circulation
- Whisper-grain, basket-weave cover
- Basket-weave material on driver's seat provides more breathability and extra grip if needed
- Basket-weave is sewn into the side of the tail section to accent the low seat styling and profile
- For the full line of Profiler BW seats, see page 203 of the 2022 Parts Europe FatBook

PART #**0801-1383****DESCRIPTION**

For 99-07 FLHT/FLTR (except FLHX/FLHR)

WINDSHIELDS
& FAIRINGSSADDLEBAGS
& LUGGAGESEATS &
SISSY BARS

EXHAUST

FUEL/AIR
SYSTEMS

ENGINE

TRANSMISSION,
CLUTCH LINE
& DRIVELINEGASKETS
& SEALS

ELECTRICAL

LIGHTING
& LICENSE
PLATESHANDLEBARS,
CONTROLS
& MIRRORS

CABLES

BRAKES &
BRAKE LINESTANKS &
OIL FILTERSDASHES
& GAUGESFRAMES &
SUSPENSION

FENDERS

FOOTRESTS &
FLOORBOARDSWHEELS
& AXLESCOVERS,
LOCKS &
GENERALAUDIO,
COMMUNICATION
& MOUNTS

FOR DRESSER/TOURING

**KNUCKLE PROFILER SEAT**

- Narrow styling, a thin profile and low riding height
- Features a unique blend of variable-density foam that eases tailbone pressure and improves circulation
- Proprietary GelCore™ technology dampens, diverts and deflects energy from road shock and engine vibration for a smooth, comfortable ride

- Supple SaddleHyde™ offers a combination of comfort, glove-soft leathery feel and weather-resistant, no-maintenance good looks
- For the full line of Knuckle Profiler seats, see page 203 of the 2022 Parts Europe FatBook

PART #**0801-1384****DESCRIPTION**

For 99-07 FLHT/FLTR (except FLHX/FLHR)

**FXR DIVISION SEAT**

- Show-tested and purpose-built
- Slim design follows the contour of the bike's frame
- High lumbar area keeps the rider locked into the seat
- Combines a GelCore™ interior with Ultra-Foam to create a perfect balance of rigidity and user compliance

- Ultra-Foam's unique molding process creates an element-resistant, self-skinning process that seals the foam from water and enhances the seat's durability as well as comfort
- Installs easily with all necessary mounting hardware and instructions

PART #**0801-1381****DESCRIPTION**

For 08-22 FLHR/FLHT/FLHX/FLTR/FLTRU/FLTRX/FLTRK and 09-13 H-D FL Trike models

FOR SOFTAIL



SOFTAIL PREDATOR III SEATS

- Features a 18 cm (7") tall driver support with unique styling
- Featuring the new Slip Stop™ high-quality automotive-grade vinyl material designed with gripping qualities to reduce slippage
- Molded polyurethane foam for maximum comfort and styling
- Seat is made narrow up front for better leg clearance
- 5 mm ($\frac{3}{16}$ ") ABS thermoformed seat base for a perfect fit, with a carpeted bottom and rubber bumpers to protect paint
- Fits with all Drag and most H-D sissy bars



- Includes all mounting hardware
- For the complete line of Predator III seats see page 233 of the 2022 Parts Europe FatBook

PART

DESCRIPTION

FOR 18-22 FLHC/FLHCS/FLSL/FLDE/FXBB MODELS; 80 CM L OVERALL (37 CM L X 33,5 CM W FRONT) (29 CM L X 15 CM W REAR) (31 $\frac{1}{2}$ " L OVERALL (14 $\frac{1}{4}$ " L X 13 $\frac{1}{4}$ " W FRONT) (11 $\frac{1}{2}$ " L X 6" W REAR))

0802-1468

Smooth Slip Stop™



0802-1456



0802-1457



0802-1462



0802-1463



TOUR STEP-UP SEATS

- Classic Step-Up performance with added passenger area comfort
- Lattice stitch (LS) seats infuse old-school lattice stitch retro styling with a modern twist
- Tuck-n-roll (TR) seat features true tuck-n-roll styling
- High lumbar keeps the rider locked into the seat
- Features Saddlemen's Ultra-Foam which is formulated to provide a perfect balance of rigidity and user compliance with integrated GelCore™ technology

- Whisper-grain SaddleHyde™ cover
- Installs easily with all necessary mounting hardware and instructions included

PART

DESCRIPTION

FOR 18-22 FXBB/FXBBS/FXST

0802-1456

TR

0802-1457

Front LS

0802-1458

Plain

0802-1459

Front & rear LS

FOR 18-22 FLSB/FXLR/FXLRS/FXLRST

0802-1460

TR

0802-1461

Front LS

0802-1462

Plain

0802-1463

Front & rear LS



SPEED MERCHANT PRO SERIES SEATS

- Slim design follows the contour of the frame
- Perforated leather center piece with diamond stitching
- Combines a GelCore™ interior and Ultra-Foam to create a perfect balance of rigidity and user compliance
- Ultra-Foam's unique molding process creates an element-resistant self-skinning process that seals the foam and enhances the seat's durability

PART

DESCRIPTION

0802-1447

For 18-22 FXBB/FXBBS/FXST

0802-1448

For 18-22 FXLR/FXLRS/FXLRST/FLSB



0802-1447

WINDSHIELDS & FAIRINGS

SADDLEBAGS & LUGGAGE

SEATS & Sissy BARS

EXHAUST

FUEL/AIR SYSTEMS

ENGINE

TRANSMISSION, CLUTCH LINE & DRIVELINE

GASKETS & SEALS

ELECTRICAL

LIGHTING & LICENSE PLATES

HANDLEBARS, CONTROLS & MIRRORS

CABLES

BRAKES & BRAKE LINES

TANKS & OIL FILTERS

DASHES & GAUGES

FRAMES & SUSPENSION

FENDERS

FOOTRESTS & FLOORBOARDS

WHEELS & AXLES

COVERS, LOCKS & GENERAL

AUDIO, COMMUNICATION & MOUNTS

WINDSHIELDS
& FAIRINGS

SADDLEBAGS
& LUGGAGE

SEATS &
SISSY BARS

EXHAUST

FUEL/AIR
SYSTEMS

ENGINE

TRANSMISSION,
CLUTCH LINE
& DRIVELINE

GASKETS
& SEALS

ELECTRICAL

LIGHTING
& LICENSE
PLATES

HANDLEBARS,
CONTROLS
& MIRRORS

CABLES

BRAKES &
BRAKE LINES

TANKS &
OIL FILTERS

DASHES
& GAUGES

FRAMES &
SUSPENSION

FENDERS

FOOTRESTS &
FLOORBOARDS

WHEELS
& AXLES

COVERS,
LOCKS &
GENERAL

AUDIO,
COMMUNICATION
& MOUNTS

FOR SOFTAIL



0802-1453



0802-1454



0802-1455

TAILWHIP SEATS

- Takes the Kickflip one step further
- If it's more comfort for the passenger or just another platform to let your adventurous side explore, the whipped-up tail will give you what you are looking for
- Molded Marathon foam
- BikerTec custom cover
- Driver seating 31 cm W (12.25"); passenger seating 18 cm W (7")
- Highly detailed powdercoated steel carpeted base

PART #	DESCRIPTION
FOR 18-22 FXLR/FXLRS/FXLST/FLSB	
0802-1453	Basket weave seat
0802-1454	Double diamond seat
0802-1455	Pleated seat



SWING SADDLE OLD SCHOOL

- The "Old School" swing saddle with two seat halves covered in leather from Cult-Werk® turns your Harley-Davidson® Softail into a real eye-catcher
- Especially if you want to achieve a cool old school look on your beloved Harley, this is the perfect part
- All bores and millings are milled on the most modern 5-axis CNC-machining centers, so the part fits perfectly and without adjustments

IMPORTANT INFORMATION: We strongly recommend our frame cover (PART #0820-0191) for the saddle. This conceals the entire frame under the saddle so that neither screw points, dampers nor cables are visible. If the original struts (e.g. for the original fender) are installed in connection with the saddle, the frame cover must be adjusted at the corners at the back.



PART #	DESCRIPTION
18-22 FXBB/FXBBS/FXST	
0820-0196	Old school saddle



FOR PAN AMERICA



ADVENTURE TOUR SEATS

- Allows riders to rack up miles in purpose-built comfort and style
- Integrated GelCore™ technology reduces engine vibration by 50% and dampens road shock by 90%
- Features proprietary whisper-grain SaddleHyde™ cover adds even more comfort and protection from the elements
- Installs easily with all necessary mounting hardware and instructions included
- Low profile seat settles the rider 19 mm (0,75") lower and farther forward

PART

FOR 21-22 PAN AMERICA RA1250/1250S

0810-2354

0810-2355

0810-2354



DESCRIPTION

Adventure Tour seat

Low Profile Adventure Tour seat



STEP-UP GRIPPER SEAT

- Ultra-modern styling with the extreme gripper lumbar – keeps the rider securely locked in the seat
- Smooth SaddleHyde™ styling cues
- Combines a GelCore™ interior and Ultra-Foam to create a foam that is a perfect balance of rigidity and user compliance
- Ultra-Foam's unique molding process creates an element-resistant self-skinning process that seals the foam from water and enhances the seat's durability as well as comfort
- Co-molded GelCore is the largest comfort advancement in motorcycle seating since the creation of the suspension

PART

0810-2375

- If you are looking for the ultimate performance seat upgrade, look no further

DESCRIPTION

For 21-22 Pan America RA1250/1250S



0810-2376



0810-2373



0810-2374



0810-2372



0810-2377



STEP-UP SEATS

- Saddlemen has collaborated with top freestyle performers to create the new T-sport inspired step-up lattice stitch (LS) or tuck-n'-roll (TR) seats
- LS seats infuse old-school lattice stitch retro styling with a modern twist
- TR seats feature true tuck-n'-roll styling
- High lumbar keeps the rider locked into the seat

PART

FOR 21-22 PAN AMERICA RA1250/1250S

0810-2376

0810-2373

0810-2374

0810-2372

0810-2377

- Features Saddlemen's Ultra-Foam which is formulated to provide a perfect balance of rigidity and user compliance with integrated GelCore™ technology
- Whisper-grain SaddleHyde™ cover
- Installs easily with all necessary mounting hardware and instructions included

DESCRIPTION

Full LS

Front LS

Rear LS

TR

Front TR, rear LS

WINDSHIELDS
& FAIRINGSSADDLEBAGS
& LUGGAGESEATS &
SISSY BARS

EXHAUST

FUEL/AIR
SYSTEMS

ENGINE

TRANSMISSION,
CLUTCH LINE
& DRIVELINEGASKETS
& SEALS

ELECTRICAL

LIGHTING &
LICENSE
PLATESHANDLEBARS,
CONTROLS
& MIRRORS

CABLES

BRAKES &
BRAKE LINESTANKS &
OIL FILTERSDASHES
& GAUGESFRAMES &
SUSPENSION

FENDERS

FOOTRESTS &
FLOORBOARDSWHEELS
& AXLESCOVERS,
LOCKS &
GENERALAUDIO,
COMMUNICATION
& MOUNTS

FOR DYNA GLIDE



PREDATOR III SEATS

- Featuring the new Slip Stop™ high-quality automotive-grade vinyl material designed with gripping qualities to reduce slippage
- Molded polyurethane foam for maximum comfort and styling
- 5 mm ($\frac{3}{16}$ ") ABS thermoformed seat base for a perfect fit, with a carpeted bottom and rubber bumpers to protect paint
- Features a 15 cm (6") tall driver support
- Seat is made narrow up front for better leg clearance
- Includes all mounting hardware
- For the complete line of Predator III seats see page 267 of the 2022 Parts Europe FatBook



0803-0696

PART

DESCRIPTION

FOR 06-17 FXD/FXDB/FXDC/FXDL/FXDF/FXDWC, 12-16 FLD; 76 CM L OVERALL (34,5 CM L X 29 CM W FRONT)
(33 CM L X 18 CM W REAR) (30" L OVERALL (13 $\frac{1}{2}$ " L X 11 $\frac{1}{2}$ " W FRONT) (13" L X 7" W REAR))

0803-0696

Smooth Slip Stop™

0803-0692

0803-0693

0803-0694

0803-0695



TOUR STEP-UP SEATS

- Classic Step-Up performance with added passenger area comfort
- Lattice stitch (LS) seats infuse old-school lattice stitch retro styling with a modern twist
- Tuck-n'-roll (TR) seat features true tuck-n'-roll styling
- High lumbar keeps the rider locked into the seat
- Features Saddlemen's Ultra-Foam which is formulated to provide a perfect balance of rigidity and user compliance with integrated GelCore™ technology

- Whisper-grain SaddleHyde™ cover
- Installs easily with all necessary mounting hardware and instructions included

FOR 06-17 FLD/FXD/FXDWC

PART #	DESCRIPTION	PART #	DESCRIPTION	PART #	DESCRIPTION
0803-0692	TR	0803-0693	Front LS	0803-0694	Plain
				0803-0695	Full LS

FOR XL

0820-0194

0820-0195



SWING SADDLES

- Swing saddle with leather cover turns your Harley into a real eye-catcher and enhances it greatly
- All bores and millings are milled on the most modern 5-axis CNC machining centers, so that the saddle only has to be exchanged for the original
- The saddle is TOP processed, fits perfectly and turns the original saddle into a cool part
- All assembly materials are included

NOTE: Order frame cover PART #0820-0192 (long) or PART #0920-0193 (short) to cover the area under the seat.

PART

DESCRIPTION

FOR 86-22 XL MODELS

0820-0194

Bobber style saddle

0820-0195

Old school saddle



SEAT SHELL

- Perfect for custom seat options
- Made from 2-2,5 mm steel
- Includes all screws and hardware for easy installation

0806-0122



PART #	DESCRIPTION
0806-0121	For 13-17 FXSB, 14 FXSBSE2, 13 FXSBSE, 08-11 FXCWC, and 08-09 FXCW models
0806-0122	For 18-22 FLFB/S, FXBR/S (114) models
0806-0123	For 17-22 FXST/FXBBS/FLSB/FLFBS/FXFBS/FLHC/FLHCS/FXBR/FLHC/FXFB/FLSL models



0820-0177



0820-0178



0820-0179



0820-0180



0820-0181



0820-0182



0820-0183



0820-0184



0820-0185



0820-0186



0820-0187



0820-0188



0820-0189



0820-0190

SEAT MOUNTING KNOB

- Knurled knob is easy to install or remove without tools
- Raised motif to complete that custom look
- Made from 316L stainless steel
- SAE 1/4"-20 thread
- Does not fit seats equipped with spring-loaded rear seat bracket

FOR ALL TOURING AND TRIKE MODELS EQUIPPED WITH SAE 1/4"-20 THREAD SEAT MOUNT HARDWARE

PART #	DESCRIPTION	PART #	DESCRIPTION
0820-0177	Stainless steel w/ Figurati Designs logo	0820-0184	Black w/ Don't Tread On Me
0820-0178	Black w/ Figurati Designs logo	0820-0185	Stainless steel w/ cross
0820-0179	Stainless steel w/ American flag skull	0820-0186	Black w/ cross
0820-0180	Black w/ American flag skull	0820-0187	Stainless steel w/ POW MIA
0820-0181	Stainless steel w/ contrast cut American flag skull	0820-0188	Black w/ POW MIA
0820-0182	Black w/ contrast cut American flag skull	0820-0189	Stainless steel smooth
0820-0183	Stainless steel w/ Don't Tread On Me	0820-0190	Black smooth

FINAL SEAT SCREW

- Crafted to fit the Harley Davidson Softail FXSTSSE 2000
- Essential for safe and secure riding
- Comes in Gold color
- Crafted with a countersunk head shell design and grated side profiles for easy handling without sacrificing style
- Includes a washer to prevent the screw from loosening with use

CustomAccess



PART #	DESCRIPTION
0820-0197	For the Softail FXSTSSE 2000

WINDSHIELDS
& FAIRINGSSADDLEBAGS
& LUGGAGESEATS &
SISSY BARS

EXHAUST

FUEL/AIR
SYSTEMS

ENGINE

TRANSMISSION,
CLUTCH LINE
& DRIVELINEGASKETS
& SEALS

ELECTRICAL

LIGHTING
& LICENSE
PLATESHANDLEBARS,
CONTROLS
& MIRRORS

CABLES

BRAKES &
BRAKE LINESTANKS &
OIL FILTERSDASHES
& GAUGESFRAMES &
SUSPENSION

FENDERS

FOOTRESTS &
FLOORBOARDSWHEELS
& AXLESCOVERS,
LOCKS &
GENERALAUDIO,
COMMUNICATION
& MOUNTS

CustomAccess

DETACHABLE SISSY BARS

- Easy to put on or take off with one click
- Metal sissy bar with textured black finish
- Measure just 4 mm thick

PART #**1501-0757****DESCRIPTION**

For 18-22 FLDE, FLHC/S, FLSL, FXST, FXBB/S, 08-11, FLSTSB, 05-07 FLSTSC, 07-09 FXSTSSE

For 04-20 XL1200C, 10-15 XL1200X, 18-20 XL1200NS, 04-08 XL1200R, 12-16 XL1200V 08-12 XL1200N, 09-20XL883N, 04-17 XL883

1501-0756**1501-0746**
BURLY BRAND
 MOTORCYCLE ACCESSORIES
102 CM (40") STUPID-TALL SISSY BARS

- Classic-styled, one-piece sissy bar
- Sturdy, TIG-welded steel construction
- Mount to outside of fender rails for easy installation and removal
- Available in black powdercoat finish
- Includes compact black vinyl pad (measures 15 cm W x 8,3 cm H (6" x 3¼"))

PART #**1501-0746****DESCRIPTION**

For 06-17 Dyna

1501-0744

For 04-22 XL (except 21-22 Sportster S/RH1250S, 22 Nightster/RH975)

PART #**1501-0745****DESCRIPTION**

For 96-03 XL


SADDLEMEN™
 PERFORMANCE OUTFITTER
SISSY BAR PADS

- Perfect match for a variety of Saddlemen seats
- Mounts to Harley-Davidson® accessory sissy bars and most popular aftermarket brands with 5" width
- Pad can be mounted using OEM/ aftermarket bolt pattern or can mount using chrome brackets, which are included


PART #**FOR ROAD SOFA SEATS****0822-0501¹****0822-0503****FOR ROAD SOFA CF SEATS****0822-0502¹****DESCRIPTION**

Gravestone 19 cm x 19 cm (7,5" x 7,5")

Half-moon 25,5 cm x 20,5 cm (10" x 8")

Gravestone 19 cm x 19 cm (7,5" x 7,5")

**0822-0503****0822-0502**¹ Fits 99-22 Touring and 18-22 Softail models w/ tall sissy bar and OEM supplied triangle bracket.

**VANCE
HINES****FOR DRESSER/TOURING
2-INTO-2****1800-2563****1800-2564****BIG RADIUS EXHAUST SYSTEMS**

- PCX™ (Power Chamber Exhaust) technology
- Chambered high-flow catalyst cartridge designed to increase torque
- Full coverage heat shields

- Include mounting hardware and installation instructions
- See page 373 of the 2022 Parts Europe FatBook for additional Vance & Hines Big Radius Exhaust Systems for Dressers/Touring

PART #	DESCRIPTION
FOR 17-22 FLHT/FLHTX/FLTRX/FLTRU/FLTRK/FLHX/FLHR (EXCEPT FLHTCUTG/FLRT)	
1800-2563	Chrome
1800-2564	Black
FOR 07-16 FLHT/FLHR/FLHX/FLTR	
1800-2585	Chrome

DISCLAIMER: SEE PAGE 5 FOR IMPORTANT INFORMATION REGARDING CERTAIN WARRANTY AND EMISSION CONTROL REGULATION COMPLIANCE AND NOISE REGULATION INFORMATION.

WINDSHIELDS
& FAIRINGSSADDLEBAGS
& LUGGAGESEATS &
SISSY BARS**EXHAUST**FUEL/AIR
SYSTEMS

ENGINE

TRANSMISSION,
CLUTCH LINE
& DRIVELINEGASKETS
& SEALS

ELECTRICAL

LIGHTING
& LICENSE
PLATESHANDLEBARS,
CONTROLS
& MIRRORS

CABLES

BRAKES &
BRAKE LINESTANKS &
OIL FILTERSDASHES
& GAUGESFRAMES &
SUSPENSION

FENDERS

FOOTRESTS &
FLOORBOARDSWHEELS
& AXLESCOVERS,
LOCKS &
GENERALAUDIO,
COMMUNICATION
& MOUNTS

FOR DRESSER/TOURING

2-INTO-1



DIAMONDBACK 2-INTO-1 EXHAUST SYSTEM

- Full stainless steel exhaust system with stainless steel heat shields
- Oversized stepped header primary tubes for optimal flow and performance
- Header length helps the M-Eight motor make excellent power
- 4" OD diameter stainless steel muffler ends before the rear axle

- Four exhaust bungs for easy O₂ sensor installation and air/fuel monitoring
- Computer-aided design and precise header bends for improved ground clearance

FOR 17-22 FLHT/FLHTK/FLTRK/FLTRU/FLHR/FLHX MODELS

PART #	DESCRIPTION
EXHAUST SYSTEMS WITH HIGH-FLOW CATALYTIC CONVERTER (NON-EC)	
1800-2542	Stainless steel
1800-2544	Guardian black
EXHAUST SYSTEMS WITHOUT CATALYTIC CONVERTER	
1800-2543	Stainless steel
1800-2545	Guardian black



SIDEWINDER 2-INTO-1 EXHAUST SYSTEMS

- Increased power and torque
- Stainless steel header construction
- High-flow catalytic converters on some applications
- Includes adapters that allow use of wide band or stock O₂ sensors
- Machined aluminum end cap
- Deep performance exhaust note
- Systems without catalytic converters include removable dB reducer
- Optional Shadow Muffler kits fill the left-side cutout in extended saddlebags when running a Sidewinder 2:1 exhaust system (sold separately)
- Matched muffler body is 4.5" in diameter

- End cap is a mirror image match of the right-side 2:1 Sidewinder muffler end cap
- All necessary mounting hardware included
- See page 379 of the 2022 Parts Europe FatBook for Shadow Muffler Kits and additional exhaust system applications

NOTE: No EC models.

NOTE: Not recommended for HD FL Trikes or other three-wheeled model conversions due to low ground clearance

EXHAUST SYSTEMS WITH HIGH-FLOW CATALYTIC CONVERTERS (NON-EC)

PART #	DESCRIPTION
FOR 17-22 FLHT/FLHR/FLHX/FLTRX/FLTRU	
1800-2546	Chrome w/ black highlighted machined end cap
1800-2547	Guardian black w/ black highlighted machined end cap
FOR 07-16 FLHT/LFHR/FLTR/FLHX AND FLTRX MODELS	
1800-2548	Chrome w/ black highlighted machined end cap
1800-2549	Guardian black w/ black highlighted machined end cap

DISCLAIMER: SEE PAGE 5 FOR IMPORTANT INFORMATION REGARDING CERTAIN WARRANTY AND EMISSION CONTROL REGULATION COMPLIANCE AND NOISE REGULATION INFORMATION.



FOR DRESSER/TOURING 2-INTO-1



COMPETITION 2 RACE 2-INTO-1 EXHAUST SYSTEM

- Radical 2-into-1 headpipe design stepped 1 3/4" into 1 7/8" designed for performance and increased lean angle as well as a very aggressive exhaust sound
- Made to fit aftermarket mid controls by Speed Merchant, Performance Machine and Boosted Brad
- Stainless steel construction and hand TIG welding

- Partial coverage heat shields included
- 18 mm O₂ ports with 12 mm adapters
- Includes mounting hardware
- Billet slash-cut end cap

PART

1800-2538

DESCRIPTION

For 17-22 FLHT/FLHTK/FLHR/FLHX/FLTRX/FLTRU/FKLTRK w/ aftermarket mid controls



MID-LENGTH SUPER BIKE EXHAUST SYSTEM

- Hand TIG-welded stainless steel construction
- 1 3/4" headpipes step up to 1 7/8" into the collector to increase flow and improve performance
- 4" diameter straight can 11" muffler body includes matching aluminum end cap

- Removable spiral-core louvered baffle features an all-new aggressive sound
- 18 mm and 12 mm O₂ ports with adapters and plugs
- Partial heat shields and mounting hardware included

PART

1800-2539

DESCRIPTION

For 17-22 FLHT/FLHTK/FLHR/FLHX/FLTRU/FLTRK models (except CVO models)

DISCLAIMER: SEE PAGE 5 FOR IMPORTANT INFORMATION REGARDING CERTAIN WARRANTY AND EMISSION CONTROL REGULATION COMPLIANCE AND NOISE REGULATION INFORMATION.

WINDSHIELDS
& FAIRINGS

SADDLEBAGS
& LUGGAGE

SEATS &
SISSY BARS

EXHAUST

FUEL/AIR
SYSTEMS

ENGINE

TRANSMISSION,
CLUTCH LINE
& DRIVELINE

GASKETS
& SEALS

ELECTRICAL

LIGHTING
& LICENSE
PLATES

HANDLEBARS,
CONTROLS
& MIRRORS

CABLES

BRAKES &
BRAKE LINES

TANKS &
OIL FILTERS

DASHES
& GAUGES

FRAMES &
SUSPENSION

FENDERS

FOOTRESTS &
FLOORBOARDS

WHEELS
& AXLES

COVERS,
LOCKS &
GENERAL

AUDIO,
COMMUNICATION
& MOUNTS

FOR DRESSER/TOURING

2-INTO-1



1800-2555



1800-2552



TURNOUT 2-INTO-1 EXHAUST SYSTEMS

- The headpipe merges into a large 2.25" collector that steps up to a 2.5" core
- Core is perforated and wrapped in a stainless steel screen, then enclosed in a fiberglass pillow
- 4" muffler body capped with a 4" machined aluminum dual-cut tip
- Body can be rotated upward from its stock position

PART

FOR ALL 17-22 FLHT/FLHR/FLHX/FLTRX/FLTRU/FLTRK MODELS

1800-2554

1800-2555

FOR ALL 09-16 FLHT/FLHTK/FLHR/FLHX/FLTRX/FLTRU MODELS

1800-2552

1800-2553

DESCRIPTION

Chrome

Black

Chrome

Black

- Works with stock or extended saddlebags
- See page 381 of the 2023 Parts Europe FatBook for the complete line of Cobra Turn Out 2-Into-1 Exhaust Systems



1800-2560

1800-2561



TRASK

BIG SEXY 2-INTO-1 EXHAUST SYSTEMS

- Recommended for use with 117" M-Eight engines and other engines that make 140+ horsepower
- Three-step header design with a high-flow merge muffler design
- Double-slip joints for heat expansion and exhaust seal quality
- High-quality mandrel-bent stainless-steel construction
- Custom assault-style heat shields for a unique look

PART

FOR 07-16 FLHT/FLHX/FLHR/FLTR MODELS

1800-2560

1800-2561

1800-2559

DESCRIPTION

Black

Polished Stainless Steel

Raw Stainless Steel



1800-2559

- Big, bold sound
- Made in the U.S.A.
- See page 383 of the 2022 Parts Europe FatBook for the complete line of Trask Big Sexy 2-into-1 Exhaust systems

DISCLAIMER: SEE PAGE 5 FOR IMPORTANT INFORMATION REGARDING CERTAIN WARRANTY AND EMISSION CONTROL REGULATION COMPLIANCE AND NOISE REGULATION INFORMATION.

**VANCE
HINES****FOR DRESSER/TOURING
2-INTO-1**

1800-2592



1800-2593

HI-OUTPUT RR EXHAUST SYSTEMS

- PCX™ (Power Chamber Exhaust) technology
- Chambered high-flow catalyst cartridge designed to increase torque
- Lightweight high grade 304 stainless steel construction
- Hand TIG welded

- Available in brushed works or matte black finish
- Fits with standard (non-stretched) saddlebags
- Include hardware and mounting instructions

PART #**FOR 17-22 FLHT/FLHTX/FLTRX/FLTRU/FLTRK/FLHX/FLHR (EXCEPT FLHTCUTG/FLRT)**

1800-2592

1800-2593

DESCRIPTION

Brushed works

Matte black



1800-2571



1800-2574

PRO PIPE 2-INTO-1 EXHAUST SYSTEMS

- PCX™ (Power Chamber Exhaust) technology
- Chambered high-flow catalyst cartridge designed to increase torque
- Full coverage heat shields

- Include mounting hardware and installation instructions
- See page 385 of the 2022 Parts Europe FatBook for the complete line of Vance & Hines Pro Pipe 2-Into1 Exhaust Systems for Softail

PART #**FOR 17-22 FLHT/FLHTX/FLTRX/FLTRU/FLTRK/FLHX/FLHR (EXCEPT FLHTCUTG/FLRT)**

1800-2571

1800-2572

FOR 10-16 FLHT/FLHR/FLHX/FLTR MODELS

1800-2573

1800-2574

DESCRIPTION

Chrome

Matte black

Chrome

Matte black

DISCLAIMER: SEE PAGE 5 FOR IMPORTANT INFORMATION REGARDING CERTAIN WARRANTY AND EMISSION CONTROL REGULATION COMPLIANCE AND NOISE REGULATION INFORMATION.

WINDSHIELDS
& FAIRINGSSADDLEBAGS
& LUGGAGESEATS &
SISSY BARS

EXHAUST

FUEL/AIR
SYSTEMS

ENGINE

TRANSMISSION,
CLUTCH LINE
& DRIVELINEGASKETS
& SEALS

ELECTRICAL

LIGHTING
& LICENSE
PLATESHANDLEBARS,
CONTROLS
& MIRRORS

CABLES

BRAKES &
BRAKE LINESTANKS &
OIL FILTERSDASHES
& GAUGESFRAMES &
SUSPENSION

FENDERS

FOOTRESTS &
FLOORBOARDSWHEELS
& AXLESCOVERS,
LOCKS &
GENERALAUDIO,
COMMUNICATION
& MOUNTS

FOR DRESSER/TOURING 2-INTO-1



2-INTO-1 CONE X CLUBSTYLE ADJUSTABLE SOUND COMPLETE SYSTEMS

- Don't just ride a motorcycle, live it!
- Unique sound system provides biker with a unique sound experience
- Valve positioned at the end of the muffler allows rider to adjust exhaust sounds
- Switch between different sound modes from off, medium and on
- Off mode is quieter than stock exhaust
- Electronics ensure that exhaust sound complies with applicable laws
- Two sound modes: ESE for out of town, and ESM for in town



PART

FOR 21 FLHT/FLHP/FLHTP/FLHTKSE, 21-22 FLTRK/FLHTK/FLHXS/FLHRS/FLTRS/FLTRSE/FLHXSE MODELS
1801-1572

DESCRIPTION

Stainless steel w/ cone short matte black end cap

FOR DRESSER/TOURING HEADERS



1802-0406



1802-0407



POWER DUALS HEADER SYSTEMS

- PCX™ (Power Chamber Exhaust) technology
- Chambered high-flow catalyst cartridge designed to increase torque
- Catalysts repositioned downstream for rider comfort
- Full coverage heat shields
- Mounting hardware and installation instructions included
- See page 390 of the 2022 Parts Europe FatBook for the complete line of Power Dual Header Systems for Touring

PART

FOR 17-22 FLHT/FLHTK/FLHX/FLHR/FLTRX/FLTRU/FLTRK MODELS

1802-0406

1802-0407

DESCRIPTION

Chrome

Matte black

DISCLAIMER: SEE PAGE 5 FOR IMPORTANT INFORMATION REGARDING CERTAIN WARRANTY AND EMISSION CONTROL REGULATION COMPLIANCE AND NOISE REGULATION INFORMATION.

FOR DRESSER/TOURING MUFFLERS



1801-1494



4,5" MK45 CUTLASS PERFORMANCE MUFFLERS

- MK45 performance mufflers feature a bold 4,5" OD diameter with new gloss black Cutlass end cap design
- Stainless steel baffles with RaceTEX packing
- Produce a deep bass rumble throughout the rev range
- Removable dB silencer
- Sold in pairs
- See page 398 of the 2022 Parts Europe FatBook catalog for additional MK45 Performance Mufflers

NOTE: Not for Trike applications.

PART

FOR 17-22 FLHT/FLHTK/FLTRK/FLTRU/FLHR/FLHX MODELS

1801-1494

1801-1493

FOR 99-16 FLHT/FLTR/FLHR/FLHX MODELS

1801-1496

1801-1495

DESCRIPTION

Chrome w/ gloss black Cutlass end caps

Guardian black w/ gloss black Cutlass end caps

Chrome w/ gloss black Cutlass end caps

Guardian black w/ gloss black Cutlass end caps



1801-1495



KHROME WERKS

4,50" HP-PLUS® SLIP-ON MUFFLERS

- Engineered for performance, style and sound
- Produce the Khrome Werks signature authoritative tone without annoying high-frequency noises
- 4,50" 16-gauge muffler body
- Absorptive baffle covered with stainless steel mat and high-temp fiberglass
- Improved torque and horsepower from the hit of the throttle
- Billet aluminum tips can be rotated 360° at 90° increments; feature a high-temp powdercoated finish
- Tips also available separately; fit all 4,5" Khrome Werks mufflers that accept billet aluminum tips

PART

FOR 17-22 FLHT/FLHTK/FLHX/FLHR/FLTRX/FLTRU/FLTRK MODELS

1801-1498

1801-1499

DESCRIPTION

Eclipse w/ Tracer billet end caps

Eclipse w/ Edge billet end caps



1801-1498



1801-1499

- Optional Ripper baffles boost low-end performance and enhance sound
- Bolt-in optional inserts available that comply with SAE J2825 sound test with no appreciable loss of performance
- Mufflers and optional baffles sold in pairs; optional end caps sold each
- See page 402 of the 2022 Parts Europe FatBook for more Khrome Werks 4,50" HP-Plus® Slip-On Mufflers

DISCLAIMER: SEE PAGE 5 FOR IMPORTANT INFORMATION REGARDING CERTAIN WARRANTY AND EMISSION CONTROL REGULATION COMPLIANCE AND NOISE REGULATION INFORMATION.

WINDSHIELDS
& FAIRINGS

SADDLEBAGS
& LUGGAGE

SEATS &
SISSY BARS

EXHAUST

FUEL/AIR
SYSTEMS

ENGINE

TRANSMISSION,
CLUTCH LINE
& DRIVELINE

GASKETS
& SEALS

ELECTRICAL

LIGHTING
& LICENSE
PLATES

HANDLEBARS,
CONTROLS
& MIRRORS

CABLES

BRAKES &
BRAKE LINES

TANKS &
OIL FILTERS

DASHES
& GAUGES

FRAMES &
SUSPENSION

FENDERS

FOOTRESTS &
FLOORBOARDS

WHEELS
& AXLES

COVERS,
LOCKS &
GENERAL

AUDIO,
COMMUNICATION
& MOUNTS

FOR DRESSER/TOURING MUFFLERS



2-INTO-2 FL-DOUBLE 104 MM ADJUSTABLE SOUND SLIP-ON MUFFLERS

- Don't just ride a motorcycle, live it!
- Unique sound system provides biker with a unique sound experience
- Valve positioned at the end of the muffler allows rider to adjust exhaust sounds
- Switch between different sound modes from off, medium and on

PART #	DESCRIPTION
FOR 21 FLHTKSE, 21-22 FLTRSE/FLHXSE, 22 FLTRKSE MODELS	
1801-1567	Chrome w/ round chrome end caps
1801-1569	Matte black w/ round matte black end caps
FOR 20 FLHTSE MODELS	
1801-1727	Chrome w/ round chrome end caps
1801-1728	Matte black w/ round matte black end caps
FOR 19 FLTRU, 19-20 FLHRS/FLHXS/FLTRS/FLHTK	
1801-1542	Chrome w/ round chrome end caps
1801-1544	Matte black w/ round matte black end caps
FOR 18-20 FLHXSE/FLHTKSE/FLTRSE MODELS	
1801-1550	Chrome w/ round chrome end caps
1801-1552	Matte black w/ round matte black end caps

1801-1538

- Off mode is quieter than stock exhaust
- Electronics ensure that exhaust sound complies with applicable laws
- Two sound modes: ESE for out of town, and ESM for in town
- Sold in pairs

1801-1552

PART #	DESCRIPTION
FOR 17-18 FLHXS/FLTRS/FLHTK/FLTRU/FLHRS/FLHP/FLHTP, 17-19 FLHRCI, 17-20 FLHR, 19-20 FLHT MODELS	
1801-1538	Chrome w/ round chrome end caps
1801-1539	Matte black w/ slash up matte black end caps
FOR 15-16 FLHXSE MODELS	
1801-1671	Matte black w/ round matte black end caps
FOR 14 FLHRSE, 14-16 FLTRUSE, 15-16 FLHXSE/FLTRUSE MODELS	
1801-1670	Chrome w/ slash up chrome end caps
FOR 14 FLHRSE, 14-16 FLHTK, 15-16 FLTRUSE MODELS	
1801-1676	Matte black w/ round matte black end caps
FOR 09-13 FLHXSE/FLHRSE/FLHTCUSE/FLTRSE/FLTRKSE/FLTRXSE MODELS	
1801-1624	Chrome w/ round chrome end caps
1801-1625	Matte black w/ round matte black end caps
FOR 07-08 FLHRSE/FLHTCUSE MODELS	
1801-1593	Chrome w/ round chrome end caps



1801-1680

1801-1581

1801-1629

2-INTO-2 FL-SHORT 104 MM ADJUSTABLE SOUND SLIP-ON MUFFLERS

- Don't just ride a motorcycle, live it!
- Unique sound system provides biker with a unique sound experience
- Valve positioned at the end of the muffler allows rider to adjust exhaust sounds
- Switch between different sound modes from off, medium and on

PART #	DESCRIPTION
FOR 21 FLHT, 21-22 FLHR MODELS	
1801-1732	Chrome w/ chrome slash up end cap
1801-1733	Matte black w/ matte black slash up end cap
FOR 21 FLH/FLHTP/FLHP, 21-22 FLHTK/FLTRK/FLTRXS/FLHRS/FLHXS MODELS	
1801-1736	Chrome w/ chrome round end cap
1801-1737	Matte black w/ matte black round end cap
FOR 17-18 FLHTCUTG/FLRT W/ M-EIGHT 107, 19-20 FLHTCUTG/FLRT W/ M-EIGHT 114	
1801-1680	Matte black w/ polished aluminium slash up end cap
1801-1681	Matte black w/ matte black round end end cap
FOR 14-16 FLHTCU/FLHTK/FLHRCI/FLHX, 15-16 FLHTK/FLHXS/FLTRXS, 16 FLHR/FLHP/FLTRU MODELS	
1801-1664	Chrome w/ chrome round end cap
1801-1665	Matte black w/ matte black round end cap

- Off mode is quieter than stock exhaust
- Electronics ensure that exhaust sound complies with applicable laws
- Two sound modes: ESE for out of town, and ESM for in town
- Sold in pairs

PART #	DESCRIPTION
FOR 09-12 FLHP/FLHRCI/FLHTC/FLHTK/FLHX/FLHTCU MODELS	
1801-1629	Chrome w/ chrome round end cap
1801-1630	Matte black w/ matte black slash up end cap
FOR 09-11 FLHR/FLHRCI/FLHRSI/FLHT/FLHTCU/FLHX MODELS	
1801-1619	Chrome w/ chrome round end cap
1801-1620	Matte black w/ matte black round end cap
FOR 99-06 FLHR/FLHRCI/FLHRSI/FLHT/FLHTCU/FLHX MODELS	
1801-1672	Chrome w/ chrome slash up end cap
1801-1673	Chrome w/ chrome round end cap
FOR 07-08 FLHR/FLHRCI/FLHRSI/FLHT/FLHTCU/FLHX MODELS	
1801-1580	Matte black w/ polished aluminium round end cap
1801-1581	Matte black w/ matte black round end cap

DISCLAIMER: SEE PAGE 5 FOR IMPORTANT INFORMATION REGARDING CERTAIN WARRANTY AND EMISSION CONTROL REGULATION COMPLIANCE AND NOISE REGULATION INFORMATION.

FOR DRESSER/TOURING MUFFLERS

WINDSHIELDS
& FAIRINGSSADDLEBAGS
& LUGGAGESEATS &
SISSY BARS

EXHAUST

FUEL/AIR
SYSTEMS

ENGINE

TRANSMISSION,
CLUTCH LINE
& DRIVELINEGASKETS
& SEALS

ELECTRICAL

LIGHTING
& LICENSE
PLATESHANDLEBARS,
CONTROLS
& MIRRORS

CABLES

BRAKES &
BRAKE LINESTANKS &
OIL FILTERSDASHES
& GAUGESFRAMES &
SUSPENSION

FENDERS

FOOTRESTS &
FLOORBOARDSWHEELS
& AXLESCOVERS,
LOCKS &
GENERALAUDIO,
COMMUNICATION
& MOUNTS

1801-1511



1801-1510



1801-1507



4,5" GEN 2 NH SERIES MUFFLERS

- 4,5" versions for M-Eight use 2,5" louvered cores, Twin Cam versions use 2,25" louvered cores
- Available with black, machined aluminum tips with contrasting dual grooves or rolled tip, uppercut style end caps
- Provides enhanced sound and improved tunability for performance gains
- Sold in pairs

PART

FOR 17-22 FLHT/FLHTK/FLHR/FLTRX/FLTRU/FLTRK/FLHX

1801-1511

1801-1512

1801-1510

FOR 99-16 FLT/FLHT/FLHR/FLHX/FLTR AND H-D FL TRIKE MODELS (EXCEPT 15-16 FLRT)

1801-1506

1801-1507

1801-1505

DESCRIPTION

Chrome body, black outer tip, chrome inner tip

Raven black body, raven black outer tip, gloss black inner tip

Raven black body, rolled tip with gloss black inner tip, Upper Cut style

Chrome body, black outer tip, chrome inner tip

Raven black body, raven black outer tip, gloss black inner tip

Raven black body, rolled tip with gloss black inner tip, Upper Cut style



BACKSLASH 450 SLIP-ON MUFFLERS

- Designed specifically for the Milwaukee M-Eight Touring models
- 4,5" mild-steel spin-formed round muffler bodies
- LS275 baffles designed for an intimidating, bold rumble
- Angle of the tips match the angle of the OEM saddlebags
- Matte black finish
- Mounting hardware and instructions included
- Sold in pairs

PART

1801-1500

DESCRIPTION

For 17-22 FLHT/FLHX/FLTRX/FLHR models (except 17-22 H-D Trike)



DISCLAIMER: SEE PAGE 5 FOR IMPORTANT INFORMATION REGARDING CERTAIN WARRANTY AND EMISSION CONTROL REGULATION COMPLIANCE AND NOISE REGULATION INFORMATION.

FOR SOFTAIL 2-INTO-2

**VANCE
HINES**


1800-2567

1800-2570

BIG RADIUS EXHAUST SYSTEMS

- PCX™ (Power Chamber Exhaust) technology
- Chambered high-flow catalyst cartridge designed to increase torque
- Full coverage heat shields

PART #	DESCRIPTION
FOR 18-22 FXBB/FXLR/FXLRST/FXFB/FLSL/FLHC/FLDE/FLSB/FXST MODELS	
1800-2567 ¹	Chrome
1800-2568 ¹	Black
FOR 18-22 FXBR/FLFB, 19-22 FDR MODELS	
1800-2565	Chrome
1800-2566	Black

- Include mounting hardware and installation instructions
- See page 425 of the 2022 Parts Europe FatBook for additional Vance & Hines Big Radius Exhaust Systems for Softail

PART #	DESCRIPTION
FOR 00-17 FXS/FLS/FXST/FLST MODELS (EXCEPT 13-17 FXSB/FXSE, 08-11 FXCW/C, 09 FXSTSSE)	
1800-2569	Chrome
1800-2570	Black
FOR 13-17 FXSB/FXSE	
1800-2588	Chrome
1800-2589	Black

¹ FLHC/FLSB/FXLRST models require saddlebag support bracket kit, PART #1861-1250 (sold separately).



1800-2581



1800-2584

BIG SHOTS STAGGERED AND LONG 2-INTO-2 EXHAUST SYSTEMS

- PCX™ (Power Chamber Exhaust) technology
- Chambered high-flow catalyst cartridge designed to increase torque
- Full coverage heat shields
- Power chamber hidden crossover
- CNC-machined billet end caps

- Include mounting hardware and installation instructions
- See page 423 of the 2022 Parts Europe FatBook for additional Vance & Hines Big Shots Staggered and Long 2-into-2 Exhaust Systems

PART #	DESCRIPTION
FOR 18-22 FXBB/FXBBBS/FXFB/FXLR/FXLRST/FLDE/FLHC/FLSB/FLSL/FXST MODELS	
1800-2581 ¹	Staggered; chrome
1800-2582 ¹	Staggered; black
FOR 00-17 FXS/FXST/FLST MODELS (EXCEPT 08-11 FXCW/C, 09 FXSTSSE, 13-17 FXSB/FXSE)	
1800-2583	Staggered; chrome
1800-2584	Staggered; black
1800-2606	Long; chrome

¹ FLHC/FLSB/FXLRST models require saddlebag support bracket kit, PART #1861-1250 (sold separately).

DISCLAIMER: SEE PAGE 5 FOR IMPORTANT INFORMATION REGARDING CERTAIN WARRANTY AND EMISSION CONTROL REGULATION COMPLIANCE AND NOISE REGULATION INFORMATION.

FOR SOFTAIL
2-INTO-2WINDSHIELDS
& FAIRINGSSADDLEBAGS
& LUGGAGESEATS &
SISSY BARS

EXHAUST

FUEL/AIR
SYSTEMS

ENGINE

TRANSMISSION,
CLUTCH LINE
& DRIVELINEGASKETS
& SEALS

ELECTRICAL

LIGHTING
& LICENSE
PLATESHANDLEBARS,
CONTROLS
& MIRRORS

CABLES

BRAKES &
BRAKE LINESTANKS &
OIL FILTERSDASHES
& GAUGESFRAMES &
SUSPENSION

FENDERS

FOOTRESTS &
FLOORBOARDSWHEELS
& AXLESCOVERS,
LOCKS &
GENERALAUDIO,
COMMUNICATION
& MOUNTSVANCE
HINES

SHORTSHOTS STAGGERED EXHAUST SYSTEMS

- PCX™ (Power Chamber Exhaust) technology
- Chambered high-flow catalyst cartridge designed to increase torque
- Full coverage heat shields

- Include mounting hardware and installation instructions
- See page 424 of the 2022 Parts Europe FatBook for the complete line of Vance & Hines Shortshots Staggered Exhaust Systems for Softail

PART #	DESCRIPTION
FOR 18-22 FXBB/FXLR/FXLRST/FXFB/FLSL/FLHC/FLDE/FLSB/FXST	
1800-2596 ¹	Chrome
1800-2603 ¹	Matte black
FOR 18-22 FXBR/FXBRB/FLFB/FLFBS, 19 FXDR	
1800-2594	Chrome
1800-2595	Matte black
FOR 12-17 FXS/FLS/FLST (EXCEPT FXSB/FXSE)	
1800-2597	Chrome
1800-2598	Matte black

¹ FLHC, FLSB and FXLRST models require saddlebag support bracket kit, PART #1861-1250 (sold separately).

2-INTO-2 DRAGS ADJUSTABLE SOUND
COMPLETE EXHAUST SYSTEMS

- Don't just ride a motorcycle, live it!
- Unique sound system provides biker with a unique sound experience
- Valve positioned at the end of the muffler allows rider to adjust exhaust sounds
- Switch between different sound modes from off, medium and on

- Off mode is quieter than stock exhaust
- Electronics ensure that exhaust sound complies with applicable laws
- Two sound modes: ESE for out of town, and ESM for in town

PART #	DESCRIPTION	PART #	DESCRIPTION
FOR 18-20 FLFB/FLSL MODELS		FOR 18-20 FXFB/S (114) MODELS	
1801-1703	Matte black w/ straightcut short matte black end caps	1801-1719	Matte black w/ straightcut short matte black end caps
FOR 18-20 FLFB, 18-19 FXBR MODELS		FOR 18-20 FLHC/S (114) MODELS	
1801-1709	Matte black w/ straightcut short matte black end caps	1801-1721	Matte black w/ straightcut short matte black end caps
FOR 18-20 FLFB/FLFBS/FXBR/FXBRB (114) MODELS		FOR 18-20 FLDE MODELS	
1801-1714	Matte black w/ straightcut short matte black end caps	1801-1724	Matte black w/ straightcut short matte black end caps
FOR 18-20 FXFB MODELS			
1801-1717	Matte black w/ straightcut short matte black end caps		

DISCLAIMER: SEE PAGE 5 FOR IMPORTANT INFORMATION REGARDING CERTAIN WARRANTY AND EMISSION CONTROL REGULATION COMPLIANCE AND NOISE REGULATION INFORMATION.

FOR SOFTAIL 2-INTO-2



1801-1606

1801-1645

2-INTO-2 3" ADJUSTABLE SOUND COMPLETE EXHAUST SYSTEMS

- Don't just ride a motorcycle, live it!
- Unique sound system provides biker with a unique sound experience
- Valve positioned at the end of the muffler allows rider to adjust exhaust sounds
- Switch between different sound modes from Off, medium and on
- Off mode is quieter than stock exhaust
- Electronics ensure that exhaust sound complies with applicable laws
- Two sound modes: ESE for out of town, and ESM for in town



SHOTGUN SHORT

PART #	DESCRIPTION
FOR 12-16 FLST/FLSTN/FLSTF/FLSTFS/FLSTC MODELS	
1801-1645	Matte black w/ matte black big slash end caps

PART #	DESCRIPTION
FOR 00-06 FLST/FLSTC/FLSTF/FLSTN/FLSTSC/FXSTB/FXSTD/FXSTS MODELS	
1801-1606	Stainless steel w/ matte black straightcut short end caps
1801-1611	Matte black w/ matte black big slash end caps



1801-1613

1801-1617

SHOTGUN LOW

PART #	DESCRIPTION
FOR 17 FXSB MODELS	
1801-1688	Chrome w/ big slash chrome end
FOR 17 FLST/FLSTC/FLSTF/FLSTFS/FLSTN MODELS	
1801-1695	Chrome w/ big slash chrome end
FOR 16-17 FLSTFS/FLSL MODELS	
1801-1677	Matte black w/ straightcut short matte black end
1801-1689	Matte black w/ big slash matte black end
FOR 13-14 FXBRSE, 16-17 FXSE MODELS	
1801-1660	Chrome w/ big slash chrome end
1801-1663	Matte black w/ straightcut short matte black end

PART #	DESCRIPTION
FOR 12-16 FXBR MODELS	
1801-1657	Chrome w/ big slash chrome end
1801-1658	Matte black w/ big slash matte black end
FOR 07-11 FLSTC/FLSTF/FLSTFS/FLSTN/FLSTSB/FLSTSC/FXCW/FXCWC/FXS/FXSTB/FXSTC MODELS	
1801-1613	Chrome w/ big slash chrome end
1801-1614	Matte black w/ big slash matte black end
FOR 00-06 FLST/FLSTC/FLSTF/FLSTN/FLSTSC/FXSTB/FXSTD/FXSTS MODELS	
1801-1608	Chrome w/ straightcut short polished aluminium end
1801-1609	Matte black w/ straightcut short matte black end

SHOTGUN LOW - STAGGERED

PART #	DESCRIPTION
FOR 17 FLST/FLSTC/FLSTF/FLSTFS/FLSTN MODELS	
1801-1698	Chrome w/ big slash chrome end
FOR 17 FXSB MODELS	
1801-1699	Chrome w/ big slash chrome end
FOR 16-17 FLSTFS/FLSL MODELS	
1801-1679	Matte black w/ big slash matte black end
FOR 12-16 FLST/FLSTC/FLSTF/FLSTFS/FLSTN MODELS	
1801-1647	Chrome w/ straightcut short polished aluminium end
1801-1648	Matte black w/ straightcut short matte black end
1801-1655	Matte black w/ big slash matte black end

PART #	DESCRIPTION
FOR 12-16 FXBR MODELS	
1801-1661	Matte black w/ big slash matte black end
FOR 07-11 FLSTC/FLSTF/FLSTFS/FLSTN/FLSTSB/FLSTSC/FXCW/FXCWC/FXS/FXSTB/FXSTC MODELS	
1801-1615	Chrome w/ big slash chrome end
1801-1616	Matte black w/ big slash matte black end
FOR 00-06 FLST/FLSTC/FLSTF/FLSTN/FLSTSC/FXSTB/FXSTD/FXSTS MODELS	
1801-1617	Chrome w/ big slash chrome end
1801-1618	Matte black w/ big slash matte black end
FOR 13-14 FXBRSE, 16-17 FXSE MODELS	
1801-1662	Chrome w/ straightcut short polished aluminium end

DISCLAIMER: SEE PAGE 5 FOR IMPORTANT INFORMATION REGARDING CERTAIN WARRANTY AND EMISSION CONTROL REGULATION COMPLIANCE AND NOISE REGULATION INFORMATION.



FOR SOFTAIL 2-INTO-2

2-INTO-2 3" ADJUSTABLE SOUND COMPLETE EXHAUST SYSTEMS (CONT)



1801-1646

SHOTGUN

PART # DESCRIPTION

FOR 12-16 FLSL/FLSTN/FLSTF/FLSTFS/FLSTC MODELS

1801-1646 Matte black w/ matte black straightcut short end caps

PART # DESCRIPTION

FOR 00-06 FLST/FLSTC/FLSTF/FLSTN/FLSTSC/FXSTB/FXSTD/FXSTS MODELS

1801-1607 Stainless steel w/ matte black straightcut short end caps

LOW

PART # DESCRIPTION

FOR 17 FXSB MODELS

1801-1682 Chrome w/ polished aluminium straightcut slash end cap

1801-1683 Chrome w/ chrome big slash end cap

FOR 17 FLSTC MODELS

1801-1692 Chrome w/ chrome big slash end cap

FOR 12-16 FXSB MODELS

1801-1639 Chrome w/ chrome big slash end cap

1801-1640 Matte black w/ matte black big slash end cap

PART # DESCRIPTION

FOR 12-16 FLSTC MODELS

1801-1653 Chrome w/ chrome big slash end cap

1801-1654 Matte black w/ matte black big slash end cap

FOR 07-11 FXSTB/FXSTC MODELS

1801-1582 Matte black w/ matte black big slash end cap

FOR 07-11 FLSTC MODELS

1801-1596 Chrome w/ chrome big slash end cap

1801-1597 Matte black w/ matte black big slash end cap



1801-1631

1801-1683

HIGH

PART # DESCRIPTION

FOR 16-17 FLSTFS MODELS

1801-1674 Matte black w/ big slash matte black end

FOR 16-17 FLSL MODELS

1801-1675 Matte black w/ big slash matte black end

FOR 16-17 FLST/FLSTF/FLSTFS/FLSTN MODELS

1801-1683 Chrome w/ big slash chrome end

1801-1684 Matte black w/ big slash matte black end

FOR 12-16 FLSTF/FLSTFS MODELS

1801-1641 Chrome w/ straightcut short polished aluminium end

1801-1642 Matte black w/ straightcut short matte black end

FOR 12-16 FLST/FLSTN MODELS

1801-1643 Chrome w/ big slash chrome end

FOR 12-16 FLST/FLSTN MODELS (CONT)

1801-1644 Matte black w/ straightcut short matte black end

PART # DESCRIPTION

FOR 07-11 FLSTF/FLSTFS MODELS

1801-1583 Chrome w/ big slash chrome end

FOR 07-11 FLSTN/FLSTSB MODELS

1801-1586 Chrome w/ straightcut short polished aluminium end

1801-1587 Chrome w/ big slash chrome end

FOR 07-11 FLSTF MODELS

1801-1631 Matte black w/ straightcut short matte black end

FOR 00-06 FLSTF/FXSTD MODELS

1801-1743 Chrome w/ big slash chrome end

1801-1744 Matte black w/ big slash matte black end

FOR 00-06 FLSTN MODELS

1801-1752 Chrome w/ big slash chrome end



1801-1605

30 DEGREE

PART # DESCRIPTION

FOR 00-06 FLST/FLSTC/FLSTF/FLSTN/FLSTSC/FXSTB/FXSTD/FXSTS MODELS

1801-1605 Stainless steel w/ straightcut slash matte black end

1861-1610 Matte black w/ big slash matte black end

DISCLAIMER: SEE PAGE 5 FOR IMPORTANT INFORMATION REGARDING CERTAIN WARRANTY AND EMISSION CONTROL REGULATION COMPLIANCE AND NOISE REGULATION INFORMATION.

WINDSHIELDS
& FAIRINGSSADDLEBAGS
& LUGGAGESEATS &
SISSY BARS

EXHAUST

FUEL/AIR
SYSTEMS

ENGINE

TRANSMISSION,
CLUTCH LINE
& DRIVELINEGASKETS
& SEALS

ELECTRICAL

LIGHTING
& LICENSE
PLATESHANDLEBARS,
CONTROLS
& MIRRORS

CABLES

BRAKES &
BRAKE LINESTANKS &
OIL FILTERSDASHES
& GAUGESFRAMES &
SUSPENSION

FENDERS

FOOTRESTS &
FLOORBOARDSWHEELS
& AXLESCOVERS,
LOCKS &
GENERALAUDIO,
COMMUNICATION
& MOUNTS

FOR SOFTAIL 2-INTO-1



1800-2557

THE RIPPER SHORT ROAD RAGE 2-INTO-1 EXHAUST SYSTEMS

- Designed with a louder, more aggressive tone than the Shorty Road Rage M8 Softail exhaust systems
- Stepped 1 $\frac{3}{4}$ " to 1 $\frac{7}{8}$ " headpipes
- Fully welded one-piece design
- Utilizes an advanced inner collector for maximum performance
- Baffle measures 10" x 2.25"
- Mild steel construction and full heat shields; stainless system has partial heat shields

- Hand MIG welding
- 18 mm O₂ bungs with 12 mm adapters
- Made in the U.S.A.
- See page 429 of the 2022 Parts Europe FatBook for the full line of The Ripper Short Road Rage 2-Into-1 Exhaust Systems

PART

For 18-21 FL5B, 22 FXLRST

1800-2557

1800-2558

DESCRIPTION

Stainless steel

Black



ROAD RAGE 2-INTO-1 SYSTEM WITH SUPER BIKE MUFFLER

- 2-into-1 headers welded to collector and muffler
- Stepped 1 $\frac{3}{4}$ " to 1 $\frac{7}{8}$ " headpipes
- Utilizes an advanced inner collector for maximum performance
- Stainless steel construction

- Partial stainless heat shields
- Hand TIG welding
- 18 mm O₂ bungs with 12 mm adapters
- Megaphone muffler

PART

1800-2556

DESCRIPTION

For 18-21 FL5B, 22 FXLRST

DISCLAIMER: SEE PAGE 5 FOR IMPORTANT INFORMATION REGARDING CERTAIN WARRANTY AND EMISSION CONTROL REGULATION COMPLIANCE AND NOISE REGULATION INFORMATION.

**VANCE
HINES****FOR SOFTAIL
2-INTO-1**

1800-2575



1800-2576

PRO PIPE 2-INTO-1 EXHAUST SYSTEMS

- PCX™ (Power Chamber Exhaust) technology
- Chambered high-flow catalyst cartridge designed to increase torque
- Full coverage heat shields

- Include mounting hardware and installation instructions
- See page 433 of the 2022 Parts Europe FatBook for the complete line of Vance & Hines Pro Pipe 2-Into-1 Exhaust Systems for Softail

PART #	DESCRIPTION
FOR 18-22 FLSL/FLHC/FLDE/FXFB/FXLR/FXLRST/FXBB/FLSB/FXST MODELS	
1800-2575 ¹	Chrome
1800-2576 ¹	Matte black

¹ FLHC/FLSB/FXLRST models require saddlebag support bracket kit, PART #1861-1250 (sold separately).

**UPSWEEP 2-INTO-1 EXHAUST SYSTEMS**

- PCX™ (Power Chamber Exhaust) technology
- Chambered high-flow catalyst cartridge designed to increase torque
- Lightweight, high grade 304 stainless steel construction with a black finish
- Hand TIG welded

- Include mounting hardware and installation instructions
 - See page 433 of the 2022 Parts Europe FatBook for the complete line of Vance & Hines Upsweep 2-into-1 exhaust systems for Softail
- NOTE:** Not for use with saddlebags.

PART #	DESCRIPTION
1800-2609	For 18-22 FXBB/FXLR/FXFB/FLSL/FLDE/FXST

DISCLAIMER: SEE PAGE 5 FOR IMPORTANT INFORMATION REGARDING CERTAIN WARRANTY AND EMISSION CONTROL REGULATION COMPLIANCE AND NOISE REGULATION INFORMATION.

WINDSHIELDS
& FAIRINGSSADDLEBAGS
& LUGGAGESEATS &
SISSY BARS

EXHAUST

FUEL/AIR
SYSTEMS

ENGINE

TRANSMISSION,
CLUTCH LINE
& DRIVELINEGASKETS
& SEALS

ELECTRICAL

LIGHTING &
LICENSE
PLATESHANDLEBARS,
CONTROLS
& MIRRORS

CABLES

BRAKES &
BRAKE LINESTANKS &
OIL FILTERSDASHES
& GAUGESFRAMES &
SUSPENSION

FENDERS

FOOTRESTS &
FLOORBOARDSWHEELS
& AXLESCOVERS,
LOCKS &
GENERALAUDIO,
COMMUNICATION
& MOUNTS

FOR SOFTAIL 2-INTO-1

**VANCE
HINES**


HI-OUTPUT 2-INTO-1 SHORT STAINLESS STEEL EXHAUST SYSTEMS

- PCX™ (Power Chamber Exhaust) technology
- Chambered high-flow catalyst cartridge designed to increase torque
- Lightweight, hi-grade 304 stainless steel, hand TIG-welded
- Include mounting hardware and installation instructions

- See page 434 of the 2022 Parts Europe FatBook for the complete line of Vance & Hines Hi-Output 2-into-1 Short Stainless Steel Exhaust Systems

PART #	DESCRIPTION
FOR 18-22 FXFB/FXBB/FLSL/FLDE/FXLR/FXLRST/FLSB/FLHC/FXST MODELS (EXCEPT FLFB/FXBR/FXDRS)	
1800-2577	Brushed stainless steel
1800-2578	Black

FOR SOFTAIL MUFFLERS



3" ROUND TWIN SLASH SLIP-ON MUFFLERS

- PCX™ (Power Chamber Exhaust) technology
- Chambered high-flow catalyst cartridge designed to increase torque
- Full coverage heat shields
- Include instructions and mounting hardware

- See page 443 of the 2022 Parts Europe FatBook for the complete line of Vance & Hines 3" Round Twin Slash Slip-On Mufflers for Softail

PART #	DESCRIPTION
FOR 18-22 FLDE/FLHC/FLHCS	
1801-1522	Chrome
FOR 18-22 FLFB/FXBB/FXLR/FXBR/FLSL/FXST	
1801-1521	Chrome
FOR 07-17 FXST/FLST, 10-12 FLSTE, 08-11 FXCW/C, 13-17 FXSB/FXSE (EXCEPT FLS/FXSTD/FLSTSB/FLSTF/FLSTN)	
1801-1525	Chrome
FOR 07-17 FLSTF, 07 FXSTD (EXCEPT FLSTFBS)	
1801-1523	Chrome
1801-1529	Matte black
FOR 07-17 FLSTN, 08-11 FLSTSB, 12-17 FLS (EXCEPT 14-15 FLSTNSE)	
1801-1524	Chrome
1801-1530	Matte black

DISCLAIMER: SEE PAGE 5 FOR IMPORTANT INFORMATION REGARDING CERTAIN WARRANTY AND EMISSION CONTROL REGULATION COMPLIANCE AND NOISE REGULATION INFORMATION.



FOR SOFTAIL MUFFLERS



1801-1547

1801-1561

1801-1557

2-INTO-2 FUSION LONG ADJUSTABLE SOUND SLIP-ON MUFFLERS

- Don't just ride a motorcycle, live it!
- Unique sound system provides biker with a unique sound experience
- Valve positioned at the end of the muffler allows rider to adjust exhaust sounds
- Switch between different sound modes from off, medium and on

- Off mode is quieter than stock exhaust
- Electronics ensure that exhaust sound complies with applicable laws
- Two sound modes: ESE for out of town, and ESM for in town
- Sold in pairs

FUSION LONG

PART #	DESCRIPTION
FOR 21-22 FXBR/FXBRs/FXFB/FXFBs (114) MODELS	
1801-1561	Chrome w/ big slash chrome end
1801-1562	Matte black w/ straightcut short matte black end
FOR 21 FLHC MODELS	
1801-1742	Chrome w/ straightcut short polished aluminium end
FOR 21-22 FLHC MODELS	
1801-1745	Chrome w/ straightcut short polished aluminium end
FOR 21-22 FLST, 21 FLSL MODELS	
1801-1557	Chrome w/ big slash chrome end
1801-1559	Matte black w/ big slash matte black end
FOR 21 FXLRS, 21-22 FXBB (114), 22 FXLRS/ST MODELS	
1801-1738	Chrome w/ straightcut short polished aluminium end
1801-1565	Matte black w/ big slash matte black end
FOR 20 FXLRS	
1801-1729	Chrome w/ big slash chrome end
1801-1730	Matte black w/ straightcut short matte black end

FUSION LONG-SHOTGUN LOW

PART #	DESCRIPTION
FOR 21-22 FLST MODELS	
1801-1740	Chrome w/ straightcut short polished aluminium end
1801-1741	Matte black w/ big slash matte black end
FOR 21-22 FXFB/S (114) MODELS	
1801-1750	Matte black w/ straightcut short matte black end
FOR 21-22 FLHC/S (114) MODELS	
1801-1751	Chrome w/ straightcut short polished aluminium end
FOR 21-22 FXLRS/ST, 21-22 FXBB (114) MODELS	
1801-1753	Chrome w/ big slash chrome end
1801-1754	Matte black w/ straightcut short matte black end
FOR 21-22 FXBR/FXBRs/FXFB/FXFBs (114) MODELS	
1800-2616	Chrome w/ big slash chrome end
FOR 21-22 FXBR/S (114) MODELS	
1800-2617	Matte black w/ straightcut short matte black end
FOR 21 FLHC/FLSL MODELS	
1801-1734	Chrome w/ straightcut short polished aluminium end
FOR 20 FXLRS	
1801-1731	Matte black w/ straightcut short matte black end

PART #	DESCRIPTION
FOR 18-20 FXBR/S (114) MODELS	
1801-1553	Chrome w/ big slash chrome end
FOR 18-20 FLHC MODELS	
1801-1707	Matte black w/ straightcut short matte black end
FOR 18-20 FLFB/S (114) MODELS	
1801-1554	Matte black w/ straightcut short matte black end
FOR 18-20 FXBB/FLSL/FXLR MODELS	
1801-1546	Chrome w/ big slash chrome end
FOR 18-20 FLHC/S (114) MODELS	
1801-1712	Chrome w/ straightcut short polished aluminium end
1801-1547	Matte black w/ straightcut short matte black end
FOR 18-20 FLDE MODELS	
1801-1700	Chrome w/ straightcut short polished aluminium end
1801-1701	Matte black w/ straightcut short matte black end
FOR 18-19 FXBR, 18-20 FXFB MODELS	
1801-1701	Matte black w/ straightcut short matte black end

2-INTO-2 FUSION SHORT ADJUSTABLE SOUND SLIP-ON MUFFLERS

- Don't just ride a motorcycle, live it!
- Unique sound system provides biker with a unique sound experience
- Valve positioned at the end of the muffler allows rider to adjust exhaust sounds
- Switch between different sound modes from off, medium and on
- Off mode is quieter than stock exhaust
- Electronics ensure that exhaust sound complies with applicable laws

- Two sound modes: ESE for out of town, and ESM for in town
- Sold in pairs

PART #	DESCRIPTION
FOR 21-22 FXFB/S (114) MODELS	
1801-1570	Matte black w/ straightcut short matte black end caps
FOR 18-20 FXFB, 18-19 FLHC MODELS	
1801-1708	Matte black w/ straightcut short matte black end caps

PART #	DESCRIPTION
FOR 18-20 FXFB MODELS	
1801-1713	Matte black w/ straightcut short matte black end caps



1801-1570

DISCLAIMER: SEE PAGE 5 FOR IMPORTANT INFORMATION REGARDING CERTAIN WARRANTY AND EMISSION CONTROL REGULATION COMPLIANCE AND NOISE REGULATION INFORMATION.

WINDSHIELDS
& FAIRINGSSADDLEBAGS
& LUGGAGESEATS &
SISSY BARS

EXHAUST

FUEL/AIR
SYSTEMS

ENGINE

TRANSMISSION,
CLUTCH LINE
& DRIVELINEGASKETS
& SEALS

ELECTRICAL

LIGHTING
& LICENSE
PLATESHANDLEBARS,
CONTROLS
& MIRRORS

CABLES

BRAKES &
BRAKE LINESTANKS &
OIL FILTERSDASHES
& GAUGESFRAMES &
SUSPENSION

FENDERS

FOOTRESTS &
FLOORBOARDSWHEELS
& AXLESCOVERS,
LOCKS &
GENERALAUDIO,
COMMUNICATION
& MOUNTS

WINDSHIELDS
& FAIRINGSSADDLEBAGS
& LUGGAGESEATS &
SISSY BARS

EXHAUST

FUEL/AIR
SYSTEMS

ENGINE

TRANSMISSION,
CLUTCH LINE
& DRIVELINEGASKETS
& SEALS

ELECTRICAL

LIGHTING
& LICENSE
PLATESHANDLEBARS,
CONTROLS
& MIRRORS

CABLES

BRAKES &
BRAKE LINESTANKS &
OIL FILTERSDASHES
& GAUGESFRAMES &
SUSPENSION

FENDERS

FOOTRESTS &
FLOORBOARDSWHEELS
& AXLESCOVERS,
LOCKS &
GENERALAUDIO,
COMMUNICATION
& MOUNTS

FOR SOFTAIL MUFFLERS



1801-1579

1801-1635

2-INTO-2 FLSTS CROSSOVER ADJUSTABLE SOUND SLIP-ON MUFFLERS

- Don't just ride a motorcycle, live it!
- Unique sound system provides biker with a unique sound experience
- Valve positioned at the end of the muffler allows rider to adjust exhaust sounds
- Switch between different sound modes from off, medium and on

PART #	DESCRIPTION
FOR 12-16 FLSL/FLSTC/FLSTF/FLSTFS/FLSTN MODELS	
1801-1635	Chrome w/ chrome fishtail end caps
1801-1636	Matte black w/ matte black fishtail end caps
FOR 07-11 FXS/FXSTB/FXSTC/FLSTN/FLSTF/FLSTFS/FLSTC/ FXSTB/FLSTSC/FXCW/FXCWC MODELS	
1801-1578	Chrome w/ chrome fishtail end caps
1801-1579	Matte black w/ matte black round end caps

- Off mode is quieter than stock exhaust
- Electronics ensure that exhaust sound complies with applicable laws
- Two sound modes: ESE for out of town, and ESM for in town
- Sold in pairs

PART #	DESCRIPTION
FOR 00-06 FLSTC/FLSTF/FLST/FLSTN/FLSTSB/FLSTSC/ FXSTB/FXSTD/FXSTS MODELS	
1801-1632	Chrome w/ chrome fishtail end caps



1801-1596

1801-1634

2-INTO-2 3" ADJUSTABLE SOUND SLIP-ON MUFFLERS

- Don't just ride a motorcycle, live it!
- Unique sound system provides biker with a unique sound experience
- Valve positioned at the end of the muffler allows rider to adjust exhaust sounds
- Switch between different sound modes from off, medium and on

LOW			
PART #	DESCRIPTION	PART #	DESCRIPTION
FOR 16-17 FXSE MODELS		FOR 07-11 FLSTC MODELS	
1801-1659	Matte black w/ big slash matte black end cap	1801-1596	Chrome w/ big slash chrome end cap
FOR 11-13 FLSTSE, 13-14 FXSBSE, 14-15 FLSTNSE MODELS		1801-1597	Matte black w/ big slash matte black end cap
1801-1633	Chrome w/ straightcut short polished aluminium end cap	FOR 00-06 FLST/FXSTB/FXSTS MODELS	
1801-1634	Matte black w/ straightcut short matte black cap	1801-1739	Chrome w/ straightcut short polished aluminium end cap
FOR 07-11 FXSTB/FXSTC MODELS		FOR 00-06 FLST/FLSTC MODELS	
1801-1582	Matte black w/ big slash matte black end cap	1801-1577	Chrome w/ straightcut short polished aluminium end cap

DISCLAIMER: SEE PAGE 5 FOR IMPORTANT INFORMATION REGARDING CERTAIN WARRANTY AND EMISSION CONTROL REGULATION COMPLIANCE AND NOISE REGULATION INFORMATION.



FOR SOFTAIL MUFFLERS



1801-1560



2-INTO-1 SOLO X ADJUSTABLE SOUND SLIP-ON MUFFLERS

- Don't just ride a motorcycle, live it!
- Unique sound system provides biker with a unique sound experience
- Valve positioned at the end of the muffler allows rider to adjust exhaust sounds
- Switch between different sound modes from off, medium and on

- Off mode is quieter than stock exhaust
- Electronics ensure that exhaust sound complies with applicable laws
- Two sound modes: ESE for out of town, and ESM for in town
- Sold each

PART #	DESCRIPTION
FOR 21-22 FLSB MODELS	
1801-1560	Black w/ solo x chrome end cap
FOR 18-20 FLSB MODELS	
1801-1702	Black w/ solo x chrome end cap

WINDSHIELDS
& FAIRINGSSADDLEBAGS
& LUGGAGESEATS &
SISSY BARS

EXHAUST

FUEL/AIR
SYSTEMS

ENGINE

TRANSMISSION,
CLUTCH LINE
& DRIVELINEGASKETS
& SEALS

ELECTRICAL

LIGHTING
& LICENSE
PLATESHANDLEBARS,
CONTROLS
& MIRRORS

CABLES

BRAKES &
BRAKE LINESTANKS &
OIL FILTERSDASHES
& GAUGESFRAMES &
SUSPENSION

FENDERS

FOOTRESTS &
FLOORBOARDSWHEELS
& AXLESCOVERS,
LOCKS &
GENERALAUDIO,
COMMUNICATION
& MOUNTS

1801-1725

1801-1573



2-INTO-1 CONE X CLUBSTYLE ADJUSTABLE SOUND SLIP-ON MUFFLERS

- Don't just ride a motorcycle, live it!
- Unique sound system provides biker with a unique sound experience
- Valve positioned at the end of the muffler allows rider to adjust exhaust sounds
- Switch between different sound modes from off, medium and on

- Off mode is quieter than stock exhaust
- Electronics ensure that exhaust sound complies with applicable laws
- Two sound modes: ESE for out of town, and ESM for in town
- Sold each

PART #	DESCRIPTION
FOR 21-22 FXBR/FXBRs/FLFB/FLFBS (114) MODELS	
1801-1573	Stainless steel w/ cone short matte black end cap
FOR 21-22 FXFB/S (114) MODELS	
1801-1574	Matte black w/ cone short matte black end cap
FOR 21-22 FLHC/S (114) MODELS	
1801-1575	Stainless steel w/ cone short matte black end cap
1801-1576	Matte black w/ cone short matte black end cap
FOR 21-22 FXBB (114), 21-22 FXLRS, 22 FXLRST MODELS	
1801-1576	Matte black w/ cone short matte black end cap
FOR 19-20 FXDR (114) MODELS	
1801-1725	Matte black w/ cone short matte black end cap
1801-1726	Matte black w/ cone short matte gold end cap

DISCLAIMER: SEE PAGE 5 FOR IMPORTANT INFORMATION REGARDING CERTAIN WARRANTY AND EMISSION CONTROL REGULATION COMPLIANCE AND NOISE REGULATION INFORMATION.

FOR DYNA 2-INTO-2

**VANCE
HINES**


BIG RADIUS EXHAUST SYSTEMS

- PCX™ (Power Chamber Exhaust) Technology
- Chambered high-flow catalyst cartridge designed to increase torque
- Full coverage heat shields

- Include mounting hardware and installation instructions
- See page 451 of the 2022 Parts Europe FatBook for additional Vance & Hines Big Radius Exhaust Systems for Dyna

PART

DESCRIPTION

FOR 06-17 DYNA MODELS (EXCEPT FLD)

1800-2586

Chrome

1800-2587

Matte black



BIG SHOTS STAGGERED 2-INTO-2 EXHAUST SYSTEMS

- PCX™ (Power Chamber Exhaust) technology
- Chambered high-flow catalyst cartridge designed to increase torque
- Full coverage heat shields
- Power chamber hidden crossover
- CNC-machined billet end caps

- Include instructions and mounting hardware
- See page 456 of the 2022 Parts Europe FatBook for the complete line of Vance & Hines Big Shots Staggered 2-into-2 Exhaust Systems for Dyna

PART

DESCRIPTION

FOR 06-17 DYNA (EXCEPT 12-17 FLD)

1800-2604

Chrome

1800-2605

Matte black

DISCLAIMER: SEE PAGE 5 FOR IMPORTANT INFORMATION REGARDING CERTAIN WARRANTY AND EMISSION CONTROL REGULATION COMPLIANCE AND NOISE REGULATION INFORMATION.

**VANCE
HINES****FOR DYNA
2-INTO-2**

1800-2599

1800-2602

SHORTSHOTS STAGGERED EXHAUST SYSTEMS

- PCX™ (Power Chamber Exhaust) technology
- Chambered high-flow catalyst cartridge designed to increase torque
- Full coverage heat shields

- Include mounting hardware and installation instructions
- See page 452 of the 2022 Parts Europe FatBook for the complete line of Vance & Hines Shortshots Staggered Exhaust Systems for Dyna

PART #	DESCRIPTION
FOR 12-17 DYNA MODELS (EXCEPT 12-16 FLD)	
1800-2599	Chrome
1800-2600	Matte black
FOR 06-11 DYNA MODELS	
1800-2601	Chrome
1800-2602	Matte black



1801-1590



1801-1649

**2-INTO-2 3" ADJUSTABLE SOUND
COMPLETE EXHAUST SYSTEMS**

- Don't just ride a motorcycle, live it!
- Unique sound system provides biker with a unique sound experience
- Valve positioned at the end of the muffler allows rider to adjust exhaust sounds
- Switch between different sound modes from off, medium and on

- Off mode is quieter than stock exhaust
- Electronics ensure that exhaust sound complies with applicable laws
- Two sound modes: ESE for out of town, and ESM for in town

SHOTGUN LOW	
PART #	DESCRIPTION
FOR 17 FXDF/FXDWG/FXDB/FXDL MODELS	
1801-1690	Matte black w/ big slash matte black end cap
FOR 16-17 FXDLS MODELS	
1801-1678	Matte black w/ straightcut short matte black end cap
FOR 12-16 FLD, 13-16 FXDF/FXDWG, 14 FXDC, 14-16 FXDB/FXDL MODELS	
1801-1649	Chrome w/ big slash chrome end cap
1801-1650	Matte black w/ straightcut short matte black end cap
FOR 07-13 FXDB/FXDL/FXDC, 10-12 FXDF, 07-08,10-12 FXDWG MODELS	
1801-1590	Matte black w/ straightcut short matte black end cap
1801-1591	Matte black w/ big slash matte black end cap

DISCLAIMER: SEE PAGE 5 FOR IMPORTANT INFORMATION REGARDING CERTAIN WARRANTY AND EMISSION CONTROL REGULATION COMPLIANCE AND NOISE REGULATION INFORMATION.

WINDSHIELDS
& FAIRINGSSADDLEBAGS
& LUGGAGESEATS &
SISSY BARS

EXHAUST

FUEL/AIR
SYSTEMS

ENGINE

TRANSMISSION,
CLUTCH LINE
& DRIVELINEGASKETS
& SEALS

ELECTRICAL

LIGHTING
& LICENSE
PLATESHANDLEBARS,
CONTROLS
& MIRRORS

CABLES

BRAKES &
BRAKE LINESTANKS &
OIL FILTERSDASHES
& GAUGESFRAMES &
SUSPENSION

FENDERS

FOOTRESTS &
FLOORBOARDSWHEELS
& AXLESCOVERS,
LOCKS &
GENERALAUDIO,
COMMUNICATION
& MOUNTS

FOR DYNA MUFFLERS

**VANCE
HINES**


1801-1526



1801-1531

3" ROUND TWIN SLASH SLIP-ON MUFFLERS

- PCX™ (Power Chamber Exhaust) technology
- Chambered high-flow catalyst cartridge designed to increase torque
- Full coverage heat shields

- Include instructions and mounting hardware
- See page 464 of the 2022 Parts Europe FatBook for the complete line Vance & Hines 3" Round Twin Slash Slip-On Mufflers for Dyna

PART #	DESCRIPTION
FOR 99-17 DYNA (EXCEPT 10-17 FXDWG AND 08-17 FXDF, 12-16 FLD, 14-17 FXDL/FXDLS)	
1801-1526	Chrome
1801-1531	Matte black

KESSTECH


1801-1637



1801-1638



2-INTO-1 FL-DOUBLE 104MM ADJUSTABLE SOUND SLIP-ON MUFFLERS

- Don't just ride a motorcycle, live it!
- Unique sound system provides biker with a unique sound experience
- Valve positioned at the end of the muffler allows rider to adjust exhaust sounds
- Switch between different sound modes from off, medium and on

- Off mode is quieter than stock exhaust
- Electronics ensure that exhaust sound complies with applicable laws
- Two sound modes: ESE for out of town, and ESM for in town
- Sold each

PART #	DESCRIPTION
FOR 14-16 FXDL, 12-16 FLD MODELS	
1801-1637	Chrome w/ round chrome end cap
1801-1638	Matte black w/ round matte black end cap

DISCLAIMER: SEE PAGE 5 FOR IMPORTANT INFORMATION REGARDING CERTAIN WARRANTY AND EMISSION CONTROL REGULATION COMPLIANCE AND NOISE REGULATION INFORMATION.



FOR DYNA MUFFLERS



1801-1601



1801-1603



1801-1622



2-INTO-2 3" ADJUSTABLE SOUND SLIP-ON MUFFLERS

- Don't just ride a motorcycle, live it!
- Unique sound system provides biker with a unique sound experience
- Valve positioned at the end of the muffler allows rider to adjust exhaust sounds
- Switch between different sound modes from off, medium and on

- Off mode is quieter than stock exhaust
- Electronics ensure that exhaust sound complies with applicable laws
- Two sound modes: ESE for out of town, and ESM for in town
- Sold in pairs

PART #	DESCRIPTION
FOR 17 FXDB/FXDL MODELS	
1801-1685	Chrome w/ straightcut short polished aluminium end cap
FOR 14-16 FXDB, 14 FXDC MODELS	
1801-1656	Chrome w/ straightcut short polished aluminium end cap
FOR 09-13 FXDB/FXDC/FXDL MODELS	
1801-1621	Chrome w/ straightcut short polished aluminium end cap
1801-1622	Matte black w/ straightcut short matte black end cap
FOR 07-08 FXDB/FXDC/FXDWG/FXDL MODELS	
1801-1584	Chrome w/ straightcut short polished aluminium end cap
1801-1585	Matte black w/ straightcut short matte black end cap
FOR 06 FXDB/FXD/FXDL/FXDWG MODELS	
1801-1747	Chrome w/ straightcut short polished aluminium end cap
1801-1749	Matte black w/ straightcut short matte black end cap
FOR 99-05 FXD/FXDL/FXDWG/FXDX/FXDX-T MODELS	
1801-1746	Chrome w/ straightcut short polished aluminium end cap
1801-1748	Matte black w/ straightcut short matte black end cap
STAGGERED	
PART #	DESCRIPTION
FOR 10-16 FXDF/FXDWG MODELS	
1801-1601	Chrome w/ big slash chrome end cap
1801-1602	Matte w/ big slash matte black end cap
FLUSH	
PART #	DESCRIPTION
FOR 10-16 FXDF/FXDWG MODELS	
1801-1603	Chrome w/ big slash chrome end cap
1801-1604	Matte black w/ straightcut slash matte black end cap

DISCLAIMER: SEE PAGE 5 FOR IMPORTANT INFORMATION REGARDING CERTAIN WARRANTY AND EMISSION CONTROL REGULATION COMPLIANCE AND NOISE REGULATION INFORMATION.

WINDSHIELDS
& FAIRINGSSADDLEBAGS
& LUGGAGESEATS &
SISSY BARS

EXHAUST

FUEL/AIR
SYSTEMS

ENGINE

TRANSMISSION,
CLUTCH LINE
& DRIVELINEGASKETS
& SEALS

ELECTRICAL

LIGHTING
& LICENSE
PLATESHANDLEBARS,
CONTROLS
& MIRRORS

CABLES

BRAKES &
BRAKE LINESTANKS &
OIL FILTERSDASHES
& GAUGESFRAMES &
SUSPENSION

FENDERS

FOOTRESTS &
FLOORBOARDSWHEELS
& AXLESCOVERS,
LOCKS &
GENERALAUDIO,
COMMUNICATION
& MOUNTS

FOR XL 2-INTO-2

**VANCE
HINES**


1800-2590



1800-2591

BIG RADIUS EXHAUST SYSTEMS

- PCX™ (Power Chamber Exhaust) technology
- Chambered high-flow catalyst cartridge designed to increase torque
- Full coverage heat shields

- Include mounting hardware and installation instructions
- See page 470 of the 2022 Parts Europe FatBook for additional Vance & Hines Big Radius Exhaust Systems for XL

PART #	DESCRIPTION
FOR 14-22 XL (EXCEPT FOR 21-22 SPORTSTER S/RH1250S AND 22 NIGHTSTER/RH975)	
1800-2590	Chrome
1800-2591	Black



1800-2579



1800-2580

SHORTSHOTS STAGGERED EXHAUST SYSTEMS

- PCX™ (Power Chamber Exhaust) technology
- Chambered high-flow catalyst cartridge designed to increase torque
- Full coverage heat shields

- Include mounting hardware and installation instructions
- See page 471 of the 2022 Parts Europe FatBook for the complete line of Vance & Hines Shortshots Staggered Exhaust Systems for XL

PART #	DESCRIPTION
FOR 14-22 XL MODELS (EXCEPT 21-22 SPORTSTER S/RH1250S AND 22 NIGHTSTER/RH975)	
1800-2579	Chrome
1800-2580	Black

DISCLAIMER: SEE PAGE 5 FOR IMPORTANT INFORMATION REGARDING CERTAIN WARRANTY AND EMISSION CONTROL REGULATION COMPLIANCE AND NOISE REGULATION INFORMATION.



4" COMPETITION 2-INTO-1 SYSTEM

- TIG-welded stainless steel construction
- Features a smooth high-flow collector into a 5" aluminum race muffler and a completely rebuildable core

- Designed to make big low-end/mid-range power gains
- 4" disc-based tunable system
- Includes discs, closed end cap and mounting bracket

PART

1800-2551

DESCRIPTION

For 04-22 XL 883/1200

FOR XL MUFFLERS



3" ROUND TWIN SLASH SLIP-ON MUFFLERS

- PCX™ (Power Chamber Exhaust) technology
- Chambered high-flow catalyst cartridge designed to increase torque
- Full coverage heat shields

- Include instructions and mounting hardware
- See page 486 of the 2022 Parts Europe FatBook for the complete line of Vance & Hines 3" Round Twin Slash Slip-On Mufflers for XL

PART

FOR 14-22 XL (EXCEPT 21-22 SPORTSTER S/RH1250S AND 22 NIGHTSTER/RH975)

1801-1527

1801-1532

DESCRIPTION

Chrome

Matte black

DISCLAIMER: SEE PAGE 5 FOR IMPORTANT INFORMATION REGARDING CERTAIN WARRANTY AND EMISSION CONTROL REGULATION COMPLIANCE AND NOISE REGULATION INFORMATION.

WINDSHIELDS
& FAIRINGS

SADDLEBAGS
& LUGGAGE

SEATS &
SISSY BARS

EXHAUST

FUEL/AIR
SYSTEMS

ENGINE

TRANSMISSION,
CLUTCH LINE
& DRIVELINE

GASKETS
& SEALS

ELECTRICAL

LIGHTING
& LICENSE
PLATES

HANDLEBARS,
CONTROLS
& MIRRORS

CABLES

BRAKES &
BRAKE LINES

TANKS &
OIL FILTERS

DASHES
& GAUGES

FRAMES &
SUSPENSION

FENDERS

FOOTRESTS &
FLOORBOARDS

WHEELS
& AXLES

COVERS,
LOCKS &
GENERAL

AUDIO,
COMMUNICATION
& MOUNTS

WINDSHIELDS
& FAIRINGSSADDLEBAGS
& LUGGAGESEATS &
SISSY BARS

EXHAUST

FUEL/AIR
SYSTEMS

ENGINE

TRANSMISSION,
CLUTCH LINE
& DRIVELINEGASKETS
& SEALS

ELECTRICAL

LIGHTING
& LICENSE
PLATESHANDLEBARS,
CONTROLS
& MIRRORS

CABLES

BRAKES &
BRAKE LINESTANKS &
OIL FILTERSDASHES
& GAUGESFRAMES &
SUSPENSION

FENDERS

FOOTRESTS &
FLOORBOARDSWHEELS
& AXLESCOVERS,
LOCKS &
GENERALAUDIO,
COMMUNICATION
& MOUNTS

FOR VROD 2-INTO-2



2-INTO-2 DOUBLE SHORT ADJUSTABLE SOUND COMPLETE EXHAUST SYSTEM

- Don't just ride a motorcycle, live it!
- Unique sound system provides biker with a unique sound experience
- Valve positioned at the end of the muffler allows rider to adjust exhaust sounds
- Switch between different sound modes from off, medium and on

- Off mode is quieter than stock exhaust
- Electronics ensure that exhaust sound complies with applicable laws
- Two sound modes: ESE for out of town, and ESM for in town
- Matte black finish

PART

1801-1756

DESCRIPTION

For 08-17 VRSCDX 1250

FOR VROD MUFFLERS



2-INTO-2 FL-SHORT ADJUSTABLE SOUND SLIP-ON MUFFLER

- Don't just ride a motorcycle, live it!
- Unique sound system provides biker with a unique sound experience
- Valve positioned at the end of the muffler allows rider to adjust exhaust sounds
- Switch between different sound modes from off, medium and on

- Off mode is quieter than stock exhaust
- Electronics ensure that exhaust sound complies with applicable laws
- Two sound modes: ESE for out of town, and ESM for in town
- Matte black finish with matte black billet round end caps
- Sold each

PART

1801-1627

DESCRIPTION

For 09-17 VRSCF 1250

DISCLAIMER: SEE PAGE 5 FOR IMPORTANT INFORMATION REGARDING CERTAIN WARRANTY AND EMISSION CONTROL REGULATION COMPLIANCE AND NOISE REGULATION INFORMATION.



FOR VROD MUFFLERS



1801-1759



2-INTO-2 HIGH PERFORMANCE ADJUSTABLE SOUND SLIP-ON MUFFLERS

- Don't just ride a motorcycle, live it!
- Unique sound system provides biker with a unique sound experience
- Valve positioned at the end of the muffler allows rider to adjust exhaust sounds
- Switch between different sound modes from off, medium and on

- Off mode is quieter than stock exhaust
- Electronics ensure that exhaust sound complies with applicable laws
- Two sound modes: ESE for out of town, and ESM for in town
- Sold in pairs

PART #	DESCRIPTION
4"	
CHROME W/ BIG E POLISHED ALUMINIUM ENDCAP	
1801-1759	For 08-10 VRSC 1250, 07 VRSCSE
1801-1760	For 12 VRSC 1250
1801-1761	For 05-06 VRSCSE
MATTE BLACK W/ BIG V MATTE BLACK ENDCAP	
1801-1594	For 08, 9-11, 12-17 VRSCDX 1250
5"	
MATTE BLACK W/ BIG V MATTE BLACK ENDCAP	
1801-1628	For 09-17 VRSCF 1250



1801-1592



5" 2-INTO-1 HIGH PERFORMANCE ADJUSTABLE SOUND SLIP-ON MUFFLERS

- Don't just ride a motorcycle, live it!
- Unique sound system provides biker with a unique sound experience
- Valve positioned at the end of the muffler allows rider to adjust exhaust sounds
- Switch between different sound modes from off, medium and on

- Off mode is quieter than stock exhaust
- Electronics ensure that exhaust sound complies with applicable laws
- Two sound modes: ESE for out of town, and ESM for in town
- Comes with Big V aluminum polished end cap

PART #	DESCRIPTION	PART #	DESCRIPTION
CHROME		MATTE BLACK	
1801-1592	For 07 VRSC 1300 models	1801-1595	For 07 VRSCDX 1130 models
1801-1598	For 08 VRSC 1250 models	1801-1600	For 08 VRSCDX 1250 models
1801-1623	For 09-10 VRSC 1250 models	1801-1626	For 09-11 VRSCDX 1250 models
1801-1651	For 12 VRSC 1250 models	1801-1652	For 12-17 VRSCDX 1250 models
1801-1762	For 06-07 VRSCD models		
1801-1761	For 02-06 VRSC models		

DISCLAIMER: SEE PAGE 5 FOR IMPORTANT INFORMATION REGARDING CERTAIN WARRANTY AND EMISSION CONTROL REGULATION COMPLIANCE AND NOISE REGULATION INFORMATION.

WINDSHIELDS
& FAIRINGSSADDLEBAGS
& LUGGAGESEATS &
SISSY BARS

EXHAUST

FUEL/AIR
SYSTEMS

ENGINE

TRANSMISSION,
CLUTCH LINE
& DRIVELINEGASKETS
& SEALS

ELECTRICAL

LIGHTING
& LICENSE
PLATESHANDLEBARS,
CONTROLS
& MIRRORS

CABLES

BRAKES &
BRAKE LINESTANKS &
OIL FILTERSDASHES
& GAUGESFRAMES &
SUSPENSION

FENDERS

FOOTRESTS &
FLOORBOARDSWHEELS
& AXLESCOVERS,
LOCKS &
GENERALAUDIO,
COMMUNICATION
& MOUNTS

FOR SPORTSTER 2-INTO-1



1801-1763



1800-2614



2-INTO-1 EXPLORER ADJUSTABLE SOUND COMPLETE EXHAUST SYSTEM

- Don't just ride a motorcycle, live it!
- Unique sound system provides biker with a unique sound experience
- Valve positioned at the end of the muffler allows rider to adjust exhaust sounds
- Switch between different sound modes from off, medium and on

- Off mode is quieter than stock exhaust
- Electronics ensure that exhaust sound complies with applicable laws
- Two sound modes: ESE for out of town, and ESM for in town
- Matte black finish

PART

FOR 21-22 SPORTSTER S/RH1250S

1801-1763

DESCRIPTION

Non-adjustable

1800-2614

Adjustable



2-INTO-2 SHORT ADJUSTABLE SOUND COMPLETE EXHAUST SYSTEM

- Don't just ride a motorcycle, live it!
- Unique sound system provides biker with a unique sound experience
- Valve positioned at the end of the muffler allows rider to adjust exhaust sounds
- Switch between different sound modes from off, medium and on

- Off mode is quieter than stock exhaust
- Electronics ensure that exhaust sound complies with applicable laws
- Two sound modes: ESE for out of town, and ESM for in town
- Matte black finish

PART

1801-1755

DESCRIPTION

For 17-18 XL1200CK, 17-20 XL SUPERLOW/XL48/XL883N/XL1200R/XL1200C/XL1200T, 18-20 XL1200N, XL48S models

DISCLAIMER: SEE PAGE 5 FOR IMPORTANT INFORMATION REGARDING CERTAIN WARRANTY AND EMISSION CONTROL REGULATION COMPLIANCE AND NOISE REGULATION INFORMATION.





FOR SPORTSTER MUFFLERS



1801-1588



2-INTO-2 3" ADJUSTABLE SOUND SLIP-ON MUFFLERS

- Don't just ride a motorcycle, live it!
- Unique sound system provides biker with a unique sound experience
- Valve positioned at the end of the muffler allows rider to adjust exhaust sounds
- Switch between different sound modes from off, medium and on
- Off mode is quieter than stock exhaust
- Electronics ensure that exhaust sound complies with applicable laws
- Two sound modes: ESE for out of town, and ESM for in town
- Sold in pairs

PART

DESCRIPTION

FOR 17-20 XL48/XL1200C, 17-18 XL CUSTOM LIMITED, 18-20 XL1200N/XL48 SPECIAL MODELS

1801-1686

Chrome w/ chrome big slash end cap

1801-1687

Matte black w/ matte black straightcut short end cap

FOR 17-20 XL SUPERLOW MODELS

1801-1691

Chrome w/ chrome big slash end cap

FOR 17-20 XL883N MODELS

1801-1693

Matte black w/ matte black straightcut short end cap

1801-1694

Matte black w/ matte black big slash end cap

FOR 17-20 XL1200R MODELS

1801-1696

Chrome w/ chrome big slash end cap

1801-1697

Matte black w/ matte black big slash end cap

FOR 14-16 XL48/XL72/XL1200C/XL1200C LIMITED/XL1200T SUPERLOW MODELS

1801-1669

Matte black w/ matte black big slash end cap

FOR 14-15 XL883R, 14-16 XL883N, 16 XL1200R MODELS

1801-1667

Chrome w/ chrome big slash end cap

1801-1668

Matte black w/ matte black straightcut short end cap

FOR 07-13 XL883/XL1200C/XL1200L/XL1200N/XL1200R/XL883C/XL883L/XL883R/XL48/XL883N/XL72/XL SUPERLOW MODELS

1801-1588

Chrome w/ chrome big slash end cap

1801-1589

Matte black w/ matte black big slash end cap

FOR 04-06 XL1200C/XL1200L/XL1200R/XL883/XL883C/XL883L/XL883R MODELS

1801-1757

Chrome w/ chrome big slash end cap

1801-1758

Matte black w/ matte black big slash end cap



GRAND NATIONAL 4.5" SLIP-ON MUFFLER

- Adds a high-performance look and feel that recalls the earlier days of performance Sportster models
- 4.5" OD muffler body with a black finish
- Grand National Thruster machined end cap
- Removable dB reducer

PART

DESCRIPTION

1801-1502

For 22 Nightster RH975



DISCLAIMER: SEE PAGE 5 FOR IMPORTANT INFORMATION REGARDING CERTAIN WARRANTY AND EMISSION CONTROL REGULATION COMPLIANCE AND NOISE REGULATION INFORMATION.

WINDSHIELDS
& FAIRINGSSADDLEBAGS
& LUGGAGESEATS &
SISSY BARS

EXHAUST

FUEL/AIR
SYSTEMS

ENGINE

TRANSMISSION,
CLUTCH LINE
& DRIVELINEGASKETS
& SEALS

ELECTRICAL

LIGHTING
& LICENSE
PLATESHANDLEBARS,
CONTROLS
& MIRRORS

CABLES

BRAKES &
BRAKE LINESTANKS &
OIL FILTERSDASHES
& GAUGESFRAMES &
SUSPENSION

FENDERS

FOOTRESTS &
FLOORBOARDSWHEELS
& AXLESCOVERS,
LOCKS &
GENERALAUDIO,
COMMUNICATION
& MOUNTS

WINDSHIELDS
& FAIRINGSSADDLEBAGS
& LUGGAGESEATS &
SISSY BARS

EXHAUST

FUEL/AIR
SYSTEMS

ENGINE

TRANSMISSION,
CLUTCH LINE
& DRIVELINEGASKETS
& SEALS

ELECTRICAL

LIGHTING
& LICENSE
PLATESHANDLEBARS,
CONTROLS
& MIRRORS

CABLES

BRAKES &
BRAKE LINESTANKS &
OIL FILTERSDASHES
& GAUGESFRAMES &
SUSPENSION

FENDERS

FOOTRESTS &
FLOORBOARDSWHEELS
& AXLESCOVERS,
LOCKS &
GENERALAUDIO,
COMMUNICATION
& MOUNTS

FOR PAN AMERICA MUFFLERS



1801-1571



1801-1536



2-INTO-1 EXPLORER ADJUSTABLE SOUND SLIP-ON MUFFLERS

- Don't just ride a motorcycle, live it!
- Unique sound system provides biker with a unique sound experience
- Valve positioned at the end of the muffler allows rider to adjust exhaust sounds
- Switch between different sound modes from off, medium and on

PART

1801-1571

1801-1536

- Off mode is quieter than stock exhaust
- Electronics ensure that exhaust sound complies with applicable laws
- Two sound modes: ESE for out of town, and ESM for in town
- Matte black finish

DESCRIPTION

For 21-22 Pan America RA1250/1250S models (non-adjustable)

For 21-22 Pan America RA1250/1250S models (adjustable)



ADVENTURE HI-OUTPUT 450 SLIP-ON MUFFLER

- Designed specifically for the Revolution Max 1250 motor, the Vance & Hines Adventure Hi-Output 450 delivers a strong increase in horsepower and torque versus the bike's stock Revolution Max exhaust system while reducing overall weight of exhaust by approximately 6 lb
- Cutting-edge baffle design delivers bold rumble while meeting J2825 decibel levels
- 4 1/2" dia. slip-on delivers over 5 hp and 5" lb torque
- CNC-machined billet end cap; 304 stainless steel finish
- Compatible with Harley-Davidson factory saddlebags and centerstand
- All necessary instructions and hardware included

PART

1801-1492



DESCRIPTION

For 21-22 Pan America RA1250/1250S

DISCLAIMER: SEE PAGE 5 FOR IMPORTANT INFORMATION REGARDING CERTAIN WARRANTY AND EMISSION CONTROL REGULATION COMPLIANCE AND NOISE REGULATION INFORMATION.

FOR PAN AMERICA MUFFLERS

WINDSHIELDS
& FAIRINGSSADDLEBAGS
& LUGGAGESEATS &
SISSY BARS

EXHAUST

FUEL/AIR
SYSTEMS

ENGINE

TRANSMISSION,
CLUTCH LINE
& DRIVELINEGASKETS
& SEALS

ELECTRICAL

LIGHTING
& LICENSE
PLATESHANDLEBARS,
CONTROLS
& MIRRORS

CABLES

BRAKES &
BRAKE LINESTANKS &
OIL FILTERSDASHES
& GAUGESFRAMES &
SUSPENSION

FENDERS

FOOTRESTS &
FLOORBOARDSWHEELS
& AXLESCOVERS,
LOCKS &
GENERALAUDIO,
COMMUNICATION
& MOUNTS

1800-2540



1800-2550



4" STAINLESS STEEL SLIP-ON MUFFLERS

- Designed specifically for the Pan America models
- Easily installs after the black factory sound box
- Removable baffle
- Billet end cap

PART

DESCRIPTION

FOR 21-22 PAN AMERICA RA1250/1250S

1800-2540

Stainless

1800-2550

Black



V-5 SLIP-ON MUFFLER


- 5" disc-based stainless tunable muffler with USFS approved spark arrestor
- Features two center pull retainer clamps that allow for slippage rather than breaking in the event of a tip over
- Almost six pounds lighter than stock
- Stainless S-bend connector pipe increases boot clearance
- Includes 22 pre-installed discs for a deep, low tone
- Also includes all necessary hardware for simple installation

PART

DESCRIPTION

1801-1501

For 21-22 Pan America RA1250/1250S



DISCLAIMER: SEE PAGE 5 FOR IMPORTANT INFORMATION REGARDING CERTAIN WARRANTY AND EMISSION CONTROL REGULATION COMPLIANCE AND NOISE REGULATION INFORMATION.

WINDSHIELDS
& FAIRINGSSADDLEBAGS
& LUGGAGESEATS &
SISSY BARS

EXHAUST

FUEL/AIR
SYSTEMS

ENGINE

TRANSMISSION,
CLUTCH LINE
& DRIVELINEGASKETS
& SEALS

ELECTRICAL

LIGHTING
& LICENSE
PLATESHANDLEBARS,
CONTROLS
& MIRRORS

CABLES

BRAKES &
BRAKE LINESTANKS &
OIL FILTERSDASHES
& GAUGESFRAMES &
SUSPENSION

FENDERS

FOOTRESTS &
FLOORBOARDSWHEELS
& AXLESCOVERS,
LOCKS &
GENERALAUDIO,
COMMUNICATION
& MOUNTS**SLIP-ON SERIES MUFFLER AND LINK PIPE**

- Sandblasted high-grade titanium muffler outer sleeve with a stainless-steel link pipe
- Carbon fiber end cap and heat shield
- Weight savings of 11.6% or 0,5 kg (1 lb) over stock
- Slip-on increases power/torque and offers a deep, full V-twin sound
- Slip-on needs no remapping to the ECU, simple plug-and-play installation
- Compatible with the original Harley-Davidson side cases, saddlebags and center stand
- Optional stainless steel link pipe is designed to raise power and torque levels, reduce weight and increase gas flow; sold separately
- Optional stainless steel link pipe was developed to be used slip-on PART #1801-1497 and is intended for use on racetracks and closed courses only
- Installing the optional link pipe removes the stock pre-muffler, benefitting from a weight reduction of an impressive 76.5% or 1,9 kg (4 lb) over the stock version
- No remapping of the ECU is required during installation of the optional stainless steel link pipe

PART #	DESCRIPTION	APPROVALS
FOR 21-22 PAN AMERICA RA1250/1250S		
1801-1497	Single titanium muffler w/ carbon end cap	EC/ECE Type Approval (installing optional link pipe invalidates the EC/ECE Approval)
1802-0405	Stainless link pipe	-



NOTE: Country restrictions apply. Please check our website if these products can be shipped to your country.

**REPLACEMENT HEAT SHIELD**

- Listed by Akrapovic replacement #

NOTE: Country restrictions apply. Please check our website if these products can be shipped to your country.

PART #	AKRAPOVIC #	PART #	DESCRIPTION
1860-0781	P-HSHDROCA1	1861-1653	For Bassani short Road Rage megaphone mufflers

**END CAP**

- Slash cut design with a black chrome finish
- Tapped holes in three positions so the user can turn it to the perfect angle
- Sold each

**QUIET BAFFLE**

- Quiets down Bassani Short Megaphone Systems
- Welded-in silencer chamber greatly reduces exhaust noise
- Measures 2.25" x 12.25"
- Sold each

PART #	DESCRIPTION
1861-1652	For Short Megaphone System PART #s 1800-1270, 1800-1271, 1800-1272, 1800-1273, 1800-1274, 1800-1280, 1800-1281, 1800-1299, 1800-1300, 1800-1592, 1800-1593, 1800-1596, 1800-1597, 1800-1598, 1800-1599, 1800-1775, 1800-1776, 1800-2233, 1800-2239, 1800-2240, 1800-2245, 1800-2249, 1800-2250, 1800-2269, 1800-2357, 1800-2358, 1800-2360, 1800-2361, 1800-2362, 1800-2363, 1800-2364, 1800-2436, 1800-2437, 1800-2438, 1800-2439, 1800-2519

**EXHAUST PIPE CLAMP**

- Made from stainless steel
- Corrosion and temperature resistant
- Barrel-and-band design for high clamping pressure
- Sold individually; packed in poly bag and K&S header card

PART #	DIAMETER	WIDTH	THICKNESS
1861-1636	1.42" - 1.53"	0.79"	0.02"
1861-1637	1.57" - 1.69"	0.79"	0.02"
1861-1638	1.73" - 1.85"	0.87"	0.03"
1861-1639	1.89" - 2.00"	0.87"	0.03"
1861-1640	2.05" - 2.16"	0.87"	0.03"
1861-1641	2.20" - 2.32"	0.87"	0.03"

**O₂ SENSOR**

- Front 12mm oxygen sensor
- Gray connector 52", 4 wire
- Precision made consisting of a ceramic body made of stabilized zirconium dioxide, surface coated with gas-permeable platinum electrodes and a porous ceramic to aid the prevention of erosion due to contamination and particulates in the exhaust gases
- Slow oxygen sensors can cause a drop in fuel economy of 10-15%, excessive exhaust emissions and poor drivability
- Life expectancy of an average oxygen sensor in a properly tuned engine is typically 30.000 - 50.000 miles
- Meets or exceeds OE specifications
- Sold each

Please see page 504 of the 2022 Europe FatBook for the entire line of Feuling O₂ sensors

PART #	DESCRIPTION
1861-1647	For 17-22 Touring models



DISCLAIMER: SEE PAGE 5 FOR IMPORTANT INFORMATION REGARDING CERTAIN WARRANTY AND EMISSION CONTROL REGULATION COMPLIANCE AND NOISE REGULATION INFORMATION.

TECHNORESEARCH

MAXIMUS TUNER

- An advanced, easy-to-operate, tuning tool and licensing for a single fuel-injected Harley-Davidson OEM stock ECU
- Easily hook up with included cables to your WINDOWS OS (required) computer and the data port of the motorcycle
- Tuning features include the ability to modify front and rear cylinder fuel/spark tables separately, air/fuel ratio, warm-up fuel, cranking fuel, closed loop, acceleration/deceleration and rev limiter
- Provides power/ground from the motorcycle for wideband O₂ sensors and will record/monitor 0-5v wideband controller inputs
- Easy-to-use auto mapping feature with Wideband sensor compatibility
- Fast data acquisition and hours of data storage provides accuracy, flexibility, and valuable engine operation insights
- Once tuning is complete, the kit is simply unplugged until the next tune
- Diagnostic features include reading and clearing diagnostic trouble codes (DTC), others are model dependent
- See page 509 of the 2022 Parts Europe FatBook for the entire line of TechnoResearch Maximus Tuners


NOTE: Can be used on one motorcycle an unlimited number of times, but is not licensed for multiple motorcycles.

PART

1020-4013

DESCRIPTION

For 21-22 FLHT/FLHR/FLHX/FLTRX/FLTRU/FLHTCUTG/FLRT models and 21-22 Softail models



POWER VISION

- The quickest, most powerful flash tuner on the market
- The sophisticated, yet easy-to-use, 3.5" full-color touch-screen display mounts to handlebars with integrated AMPS 4-hole threaded inserts; also mounts to most aftermarket accessory mounts that feature AMPS 4-mounting options
- The display's interface cable plugs directly to the bike's diagnostic connector with NO COMPUTER REQUIRED; simply select the tune and follow the on-screen prompts to flash the bike; tunes can also be edited directly from the Power Vision Utilizes WinPV (Windows PC-based tuning application)
- Stores up to six different tunes that can be flashed to the bike
- Downloads and stores the stock calibration in case OEM restoration is needed; stock calibration can also be saved as an editable copy and used as a starting point
- Dynojet preconfigured tunes are preloaded on the unit; Power Vision will identify the bike's information and automatically sort hundreds of applicable, dyno-proven tunes
- Custom tunes can be loaded by a tuning shop or received via email and loaded onto the device
- Displays all J1850 H-D vehicle data, wide-band air fuel ratio and various calculated channels (including MPG instant and trip MPG)
- AutoTune Basic and Pro calculates and stores fuel trims to optimize fuel curve
- Checks and clears diagnostic codes
- Features adaptive trims and idle offset (with bike running)
- Features a flat black outer case
- See Dynojet website <http://www.dynojet.com/powervision-tune-license-programs.aspx> for information about purchasing additional Power Vision licenses
- See page 511 of the 2022 Parts Europe FatBook for the complete line of Dynojet Power Vision

PART

1020-3472

DESCRIPTION

For 21-22 M-Eight models

DISCLAIMER: SEE PAGE 5 FOR IMPORTANT INFORMATION REGARDING CERTAIN WARRANTY AND EMISSION CONTROL REGULATION COMPLIANCE AND NOISE REGULATION INFORMATION.

WINDSHIELDS
& FAIRINGSSADDLEBAGS
& LUGGAGESEATS &
SISSY BARS

EXHAUST

FUEL/AIR
SYSTEMS

ENGINE

TRANSMISSION,
CLUTCH LINE
& DRIVELINEGASKETS
& SEALS

ELECTRICAL

LIGHTING
& LICENSE
PLATESHANDLEBARS,
CONTROLS
& MIRRORS

CABLES

BRAKES &
BRAKE LINESTANKS &
OIL FILTERSDASHES
& GAUGESFRAMES &
SUSPENSION

FENDERS

FOOTRESTS &
FLOORBOARDSWHEELS
& AXLESCOVERS,
LOCKS &
GENERALAUDIO,
COMMUNICATION
& MOUNTS



1020-3987

POWER VISION 4

- Flash tunes to your ECU – no setup required, just create an account, select your tune, flash and enjoy the ultimate ride
- Access to a vast database of pre-loaded tunes for different configurations
- Easily download and manage pre-loaded and custom tunes
- Record real-time engine data and display in WinPEP 8 Data Center
- Optimized for remote tuning so you can easily ride, record and share data logs and tunes
- Read, review, clear and share diagnostic trouble codes (DTCs) with built-in descriptions
- Supports licensing additional vehicles
- Return to stock at any time, your original factory tune is safely backed up on the cloud and on your phone
- See Dynjoet website: <http://www.dynjoet.com/powervision-tune-license-programs.aspx> for information about purchasing additional Power Vision tune licenses

MANUFACTURER'S NOTE: All Power Vision returns and/or adjustments must be made directly with Dynojet Research. The Power Vision may be used on any bike to read and clean trouble codes.

PART #	DESCRIPTION
1020-3987	For 21-22 FLHT/FLHX/FLHR/FLTRX/H-D FL Trike, 21-22 FXBB/S/FXFB/S/FXLR/S/FXST/FLHC/C/FLFB/S/FLSB (including CVO models), 21-22 RH1250S, RA1250/S
1020-3524	For 11-20 Softail, 12-17 Dyna, 14-22 XL, 15-20 XG and all 14-22 models w/ CAN data bus (except 14-17 V-Rod) (6-pin connector)
1020-3989	For 01-13 models w/ Delphi EFI (J1850) and 01-17 V-Rod (4-pin connector)

1020-3985

**POWER VISION 3**

- Flash performance tunes via OEM diagnostic connector, no need to remove and send out EUC
- Display vehicle data channels in real-time
- Weather-resistant for use in all conditions
- High-contrast display, viewable in direct sunlight
- Fueling revised for maximum power and torque
- Spark timing optimized for 91-93 octane fuel
- Rev limit raised
- Speed limit raised

NOTE: All Power Vision returns and/or adjustment must be made directly with Dynojet Research.

PART #	DESCRIPTION
1020-3986	For 21-22 FLHT/FLHX/FLHR/FLTRX/H-D FL Trike, 21-22 FXBB/S/FXFB/S/FXLR/S/FXST/FLHC/C/FLFB/S/FLSB/FLSL (including CVO models), 21-22 RH1250S, RA1250/S
1020-3985	For 01-13 models w/ Delphi EFI (J1850) and 01-17 V-Rod (4-pin connector)

**INTERFACE CABLE FOR POWER VISION**

- For use with Dynojet's Power Vision system
- Please see page 511 of the 2022 Parts Europe FatBook for the complete line of Dynojet Power Vision modules and accessories

PART #	DESCRIPTION
1020-3473	For 21-22 M-Eight models

DISCLAIMER: SEE PAGE 5 FOR IMPORTANT INFORMATION REGARDING CERTAIN WARRANTY AND EMISSION CONTROL REGULATION COMPLIANCE AND NOISE REGULATION INFORMATION.



POWER COMMANDER 6

- Compact design for discrete placement & easy uninstallation to revert to stock settings
- Easily change & upgrade tunes as you upgrade parts
- Comes with Power Core software that connects dyno runs with our EFI Tuning Devices to unlock your ride's potential
- Pair with other Power Commander accessories like the Autotune, Quickshifter or POD-300
- Analog input allows you to install any 0-5 volt sensor and build an adjustment table based on its input such as boost or temperature
- Easily connects to your computer via USB
- Each cylinder can be mapped individually and for each gear, giving riders more granular control
- Includes ignition adjustment

PART #	DESCRIPTION
1020-3599	For 21-22 FLHT/FLHX/FLHR/FLTRX/H-D FL Trike, 21-22 FXBB/S/FXFB/S/FXLR/S/FXST/FLHC/C/FLFB/S/FLSB (including CVO models), RA1250/S
1020-3597	For 17-19 FLHT/FLHX/FLHR/FLTRX/FLTRU
1020-3585	For 14-16 FLHT/FLHX/FLHR/FLTR/FLTRX/FLTRU
1020-3579	For 08-13 FLHT/FLHX/FLHR/FLTR
1020-3593	For 07 FLHT/FLHX/FLHR/FLTR
1020-3592	For 02-06 FLHT/FLHX/FLHR/FLTR
1020-3595	For 99-01 FLHT/FLHX/FLHR/FLTR
1020-3598	For 18-19 Softail models
1020-3594	For 16-17 FLS/FLST
1020-3586	For 12-15 FXS/FLS/FLST (except 12-15 CVO models)
1020-3573	For 07-11 FXST/FLSTF/FXCW (except 11 CVO models)
1020-3576	For 07-11 FLSTC/FLSTN
1020-3589	For 01-06 FXST/FLST
1020-3596	For 16-17 FXDLS 110" models



PART #	DESCRIPTION
1020-3587	For 12-17 Dyna Glide (except FXDLS)
1020-3574	For 06-11 Dyna Glide
1020-3590	For 04-05 Dyna Glide
1020-3583	For 14-22 XL883
1020-3577	For 10-13 XL883
1020-3571	For 07-09 XL883
1020-3584	For 14-22 XL1200
1020-3578	For 10-13 XL1200
1020-3572	For 07-09 XL1200
1020-3582	For 09-12 XR1200
1020-3588	For 12-17 V-Rod
1020-3575	For 08-11 V-Rod
1020-3591	For 02-07 V-Rod
1020-3580	For 15-20 Street 500
1020-3581	For 15-20 Street 750

POWER COMMANDER V

- Fuel and timing control
- Rev Xtend increases Rev limit
- The Power Commander V can read the exact engine temperature through the bike's ECM, which allows the tuner to choose how much fuel to add during cold starts
- Cold starting on heavily modified engines should be more controllable and easy to adjust USB powered from computer
- Two-position map-switching function built-in (switch not included)
- Can add any SPST switch and toggle between two different fuel/timing maps
- Gear/speed input allows for map adjustment based on gear
- Analog input allows user to install any 0-5 volt sensor
- Builds an adjustment table based on analog input, such as boost or temperature
- Power Commander V is capable of allowing each cylinder to be mapped individually and for each gear with the gear position input connected
- Ten throttle position columns
- World's largest dyno-tested map database



- Enhanced "accel pump" utility
- Includes ignition adjustment
- Please see page 512 of the 2022 Parts Europe FatBook for the complete line of Dynojet Power Commander V

PART #	DESCRIPTION
1020-3490	For 21-22 FLHT/FLHX/FLHR/FLTRX/FLTRU

DISCLAIMER: SEE PAGE 5 FOR IMPORTANT INFORMATION REGARDING CERTAIN WARRANTY AND EMISSION CONTROL REGULATION COMPLIANCE AND NOISE REGULATION INFORMATION.

WINDSHIELDS & FAIRINGS

SADDLEBAGS & LUGGAGE

SEATS & SISSY BARS

EXHAUST

FUEL/AIR SYSTEMS

ENGINE

TRANSMISSION, CLUTCH LINE & DRIVELINE

GASKETS & SEALS

ELECTRICAL

LIGHTING & LICENSE PLATES

HANDLEBARS, CONTROLS & MIRRORS

CABLES

BRAKES & BRAKE LINES

TANKS & OIL FILTERS

DASHES & GAUGES

FRAMES & SUSPENSION

FENDERS

FOOTRESTS & FLOORBOARDS

WHEELS & AXLES

COVERS, LOCKS & GENERAL

AUDIO, COMMUNICATION & MOUNTS

WINDSHIELDS
& FAIRINGSSADDLEBAGS
& LUGGAGESEATS &
SISSY BARS

EXHAUST

FUEL/AIR
SYSTEMS

ENGINE

TRANSMISSION,
CLUTCH LINE
& DRIVELINEGASKETS
& SEALS

ELECTRICAL

LIGHTING
& LICENSE
PLATESHANDLEBARS,
CONTROLS
& MIRRORS

CABLES

BRAKES &
BRAKE LINESTANKS &
OIL FILTERSDASHES
& GAUGESFRAMES &
SUSPENSION

FENDERS

FOOTRESTS &
FLOORBOARDSWHEELS
& AXLESCOVERS,
LOCKS &
GENERALAUDIO,
COMMUNICATION
& MOUNTS**THUNDER
MAX****THUNDERMAX ECMS WITH
INTEGRAL AUTO TUNE SYSTEM**

- ThunderMax ECM with Auto-Tune module mounts conveniently in place of the factory ECM and plugs in to the existing harness
- Utilizes wide-band O₂ sensors that work as a closed-loop control system to continuously self-adjust and properly tune the motorcycle's air/fuel ratio for all riding conditions
- Easy installation: replace the factory ECM, install new O₂ sensors and harness, load the correct map for your bike and ride
- Includes ThunderMax ECM with Auto-Tune module, plug-in harness and two wide-band sensors, TMax software and communication USB cable, Quick-Start Easy Install and Comprehensive User's Manual, technical support and free software and updates
- Hundreds of maps available to download for your bike (based on model, engine size, exhaust system air cleaner, pistons, cams, etc.) – load the map of your choice and the integral auto-tune will do the rest
- Improves throttle response, exhaust sound and driveability
- Does not require dyno tuning
- Rider can adjust idle speed, rev limit and speedometer calibration
- Adjustable front and rear cylinder AFR maps, ignition timing (spark) maps, and startup maps



1020-3514

1020-3515

- Works with all popular exhaust systems and is compatible with high-performance camshafts
- Supports turbo, nitrous and supercharger applications
- Software program allows live monitoring, recording and examination of diagnostic codes and datalogs including number of starts, engine temperature and rpm operation
- New maps, software, firmware updates, map analysis and tech support available online at no charge
- See page 519 of the 2022 Parts Europe FatBook to see the entire line of Thundermax ECMS

NOTE: Because of possible clearance issues, some aftermarket exhaust systems may require modifications or relocation of their O₂ sensor port bungs.

PART #	DESCRIPTION
1020-3514	For 21-22 FLHT/FLHX/FLHR/FLTR
1020-3515	For all 21-22 Softail models



3804-0060



3804-0061

**DON-TUNER**

- You install a new air filter and an exhaust system on the customer vehicle and suddenly the motorcycle no longer runs properly
- The original calibration does not fit with the new parts
- The consequences of this are lean jerks and much too high engine temperatures
- The Don Tuner is the perfect solution for this - it offers maps for bikes with modified air filter and exhaust systems or camshafts, but also for stock configuration
- The software optimizes power, torque and engine running and protects against overheating due to lean calibration
- Maps are specially developed for CAN bus-controlled models with Twin Cam, Sportster and M-Eight engines
- The tuning is to be carried out by the authorized specialist dealer and can be reset to the series configuration at any time
- With the help of the Don-Tuner your customer gets a perfect mapping for his Harley Davidson independent of the installed hardware; thereby the idle speed can be chosen freely
- The Don-Tuner works completely cloud based and takes care of the backup of the original software of your customer, so you don't need to worry about the different data status
- All maps have been extensively created and tested on one of the most modern vehicle test benches in Europe as well as on the road
- Only you as a dealer can make changes to maps of customer vehicles; an improper intervention of the customer is not possible
- With the help of the Don-Tuner, the calibration of the engine management system can be performed easily and without any problems
- The compact tuner box makes it easy to perform the mapping, increasing and optimizing a Harley's engine power and torque by up to 20% - without the need to tamper with the engine or make any structural changes
- The result of reprogramming with the Don-Tuner makes bikers' hearts beat faster and provides significantly more riding fun and a considerably smoother running engine

PART #	DESCRIPTION
FOR CAN BUS-EQUIPPED M-EIGHT, TWIN CAM, SPORTSTER AND REVOLUTION ENGINE MODELS	
3804-0060	Don Tuner system
3804-0061	Don license

DISCLAIMER: SEE PAGE 5 FOR IMPORTANT INFORMATION REGARDING CERTAIN WARRANTY AND EMISSION CONTROL REGULATION COMPLIANCE AND NOISE REGULATION INFORMATION.

**FUELPAK FP4**

- Made of polycarbonate plastic/Bluetooth® low energy, FP4 hardware smaller and thinner than the previous generation electronics product and is made for Stage 1 applications
- Unit's LEDs have been simplified so the rider knows exactly what is happening between the FP4 and the rider's motorcycle
- Built from the ground up, Android and iPhone apps feature a new rider interface and are easier to navigate and use than ever before
- Live Data in the FP4 app has been upgraded with the whole new look and an additional gauge to track more crucial data while riding
- All-new Performance Data feature allows rider to record their ride, look at all available sensors in the created chart
- All necessary hardware and instructions included

**1020-3513**

PART #	DESCRIPTION
1020-3513	For 21-22 FLHT/FLHX/FLHR/FLTRX/H-D FL Trike, 21-22 FXBB/S/FXFB/S/FLXR/S/FXST/FLHC/C/FLFB/S/FLSL/FLSB (including CVO models)
1020-3962	For 14-20 FLHT/FLHX/FLTRX/S/FLTRU/FLTRK/FLHT, 15-20 FLRT, 11-20 Softails, 12-17 Dynas (excluding 11-13 CVO Softails) 12-17 Dynas, 14-22 XL Sportster models (except 21-22 Sportster S/RH1250S) and 15-20 XG500/750/750A

**FUEL INJECTOR**

- Factory OEM Fuel injector for M-Eight engines
- Delivers fuel at 4,4 grams per second through multiple spray holes
- Injector has EV-6 USCAR type connector
- Recommended for factory replacement
- Sold each
- See page 524 of the 2022 Parts Europe FatBook for more Feuling fuel injectors



PART #	DESCRIPTION
1022-0275	For 17-22 M-Eight Touring and 18-22 Softails; repl. OEM #27400015

**1003-1702****1003-1713****1003-1728****S&S CARBURETOR REPLACEMENT COMPONENTS**

- Replacement components, gaskets and O-rings are made from the highest quality materials
- Available as listed by S&S reference number

PART #	DESCRIPTION	S&S REFERENCE NO.	QTY.
1003-0464	E or G carburetor needle (race)	11-2197	EA.
1003-1702	Super E carburetor body	11-2381	EA.
1003-1706	Super E carburetor throttle spring plate	11-2055	EA.
1003-1708	Throttle return spring	11-3502	5-PK.
1003-1709	Spool for throttle return spring	11-2385	EA.
1003-1710	Lockwasher for throttle shaft	50-7031	EA.
1003-1711	Nut, throttle shaft	11-2363	5-PK.
1003-1713	Accelerator pump lever	11-2376	EA.
1003-1714	Accelerator pump spring	11-3501	5-PK.
1003-1715	Accelerator pump arm	11-2377	EA.
1003-1718	Idle/Accel pump spring	11-2053	10-PK.
1003-1720	Accel pump plunger spring	11-2359	10-PK.
1003-1722	Float bowl vent plug	50-0105	10-PK.

1003-1730**1003-1735**

PART #	DESCRIPTION	S&S REFERENCE NO.	QTY.
1003-1723	E or G carburetor main tube	11-2085	EA.
1003-1724	E or G carburetor float pin	11-2370	5-PK.
1003-1726	E or G carburetor needle seat (6AN)	11-2395	EA.
1003-1727	Accelerator pump pushrod	11-2373	EA.
1003-1728	Accel pump assembly cap	11-2389	EA.
1003-1730	Screw, 3/8"-16 X 1	50-0161	EA.
1003-1731	Screw, 3/8"-16 X 1.25	50-0162	EA.
1003-1733	Screw, 3/8"-16 X 2	50-0164	EA.
1003-1734	Fast idle tube	0381F	EA.
1003-1735	O-ring, 5 X 3 X 1 mm	500-0148	10-PK.
1003-1736	Hose fitting, .04	16-0134	EA.
1003-1738	Screw, idle/mixture w/ O-ring	110-0069	EA.
2401-0923	Screw, throttle plate	50-0064	10-PK.

DISCLAIMER: SEE PAGE 5 FOR IMPORTANT INFORMATION REGARDING CERTAIN WARRANTY AND EMISSION CONTROL REGULATION COMPLIANCE AND NOISE REGULATION INFORMATION.

WINDSHIELDS & FAIRINGS

SADDLEBAGS & LUGGAGE

SEATS & Sissy BARS

EXHAUST

FUEL/AIR SYSTEMS

ENGINE

TRANSMISSION, CLUTCH LINE & DRIVELINE

GASKETS & SEALS

ELECTRICAL

LIGHTING & LICENSE PLATES

HANDLEBARS, CONTROLS & MIRRORS

CABLES

BRAKES & BRAKE LINES

TANKS & OIL FILTERS

DASHES & GAUGES

FRAMES & SUSPENSION

FENDERS

FOOTRESTS & FLOORBOARDS

WHEELS & AXLES

COVERS, LOCKS & GENERAL

AUDIO, COMMUNICATION & MOUNTS

WINDSHIELDS
& FAIRINGSSADDLEBAGS
& LUGGAGESEATS &
SISSY BARS

EXHAUST

FUEL/AIR
SYSTEMS

ENGINE

TRANSMISSION,
CLUTCH LINE
& DRIVELINEGASKETS
& SEALS

ELECTRICAL

LIGHTING
& LICENSE
PLATESHANDLEBARS,
CONTROLS
& MIRRORS

CABLES

BRAKES &
BRAKE LINESTANKS &
OIL FILTERSDASHES
& GAUGESFRAMES &
SUSPENSION

FENDERS

FOOTRESTS &
FLOORBOARDSWHEELS
& AXLESCOVERS,
LOCKS &
GENERALAUDIO,
COMMUNICATION
& MOUNTS**TC INTAKE MANIFOLD**

- Intake manifold for HSR42/45/48 Twin Cam with MAPS hole
- Manifold only; rubber flange sold separately

PART #	DESCRIPTION
1050-0467	For all carbureted Twin Cam motors



1013-0166

**BLACK FLANGE ADAPTERS**

- Rubber flange adapters fit 42 mm and 45 mm spigot-type carburetors
- PART #1013-0166 has slotted mounting holes that are 70-75 mm on center; ID of 45 mm
- PART #1013-0167 has slotted mounting holes that are 70-75 mm on center; ID of 48 mm
- Includes clamp
- Flared Design
- Sold individually
- See page 542 of 2022 Parts Europe FatBook for more Mikuni Black Flange Adapter options

PART #	DESCRIPTION
1013-0166	42 mm
1013-0167	45 mm

**CARBURETOR AIR CUT-OFF VALVE**

- Direct OEM-style replacement carburetor air cut-off valve set
- Includes diaphragm, spring and O-ring
- Located on the side of the carburetor, the air cut-off valve prevents lean fuel mixture (backfire) when decelerating
- Temporarily closes the pilot jet airway to provide a richer mix as the throttle closes

PART #
1003-2027

DESCRIPTION

For all 86-06 CV and butterfly-style Keihin carbs

**EXTERNAL BREATHER KIT**

- Converts Assault Charge Air Cleaner from internal to external breathing
- Vents breathers to atmosphere instead of recirculating oil mist back through the intake

PART #
1012-0255
1012-0256

DESCRIPTION

All Twin Cam engines equipped w/ Assault charge air cleaners
All M8 engines equipped w/ Assault charge air cleaners



1012-0255



1012-0256

KURYAKYN**CHROME CRANKCASE BREATHER**

- With this breather, as oil-laden air condenses in the breather body, the excess oil now runs back down into the engine rather than into the air cleaner
- A really clean setup
- See page 550 of the 2022 Parts Europe FatBook for the complete line of Kuryakyn Crankcase Breathers

NOTE: Not for use on fuel-injected models.



PART #
1012-0199

DESCRIPTION

For 99-17 Twin Cam models

DISCLAIMER: SEE PAGE 5 FOR IMPORTANT INFORMATION REGARDING CERTAIN WARRANTY AND EMISSION CONTROL REGULATION COMPLIANCE AND NOISE REGULATION INFORMATION.



1010-2958



1010-2961



1010-2964



AIR STINGER STEALTH AIR CLEANER KITS

- Uses the S&S high-flow Stealth air cleaner and replaces it with a similarly-shaped air filter element
- Added air filter surface area improves airflow compared to the standard Stealth air cleaner filter; huge improvement compared to the stock air filter
- Filter element is washable and re-useable
- Kit includes backing plate cover, filter and hardware
- Available with classic mini teardrop or S&S ring cover

PART # DESCRIPTION

WITH CHROME RING

1010-2958	For 17-22 M-Eight
1010-2959	For 08-16 FLHT/FLHR/FLTR/FLHX/H-D FL Trike, 16-17 Softail, 16-17 FXDLs, 11-12 FLSTE, 13-15 FXSBSE, 14-15 FLSTNSE models
1010-2960	For 01-17 Twin Cam w/ Delphi EFI (except Throttle-By-Wire models)
1010-2967	For 07-20 XL (except 21-22 Sportster S/RH1250S, 22 Nightster RH975)

WITH TEARDROP COVER

PART #	DESCRIPTION	PART #	DESCRIPTION
FOR 17-22 M-EIGHT MODELS		FOR 01-17 TWIN CAM W/ DELPHI EFI (EXCEPT THROTTLE-BY-WIRE MODELS)	
1010-2961	Chrome	1010-2965	Chrome
1010-2962	Gloss black	1010-2966	Gloss black
FOR 08-16 FLHT/FLHR/FLTR/FLHX/H-D FL TRIKE, 16-17 SOFTAIL, 16-17 FXDLs, 11-12 FLSTE, 13-15 FXSBSE, 14-15 FLSTNSE MODELS		FOR 07-20 XL (EXCEPT 21-22 SPORTSTER S/RH1250S AND 22 NIGHTSTER RH975)	
1010-2963	Chrome	1010-2968	Chrome
1010-2964	Gloss black	1010-2969	Gloss black

PART #

DESCRIPTION

REPLACEMENT AIR FILTER

1011-4648	For all S&S Stinger Air Cleaner assemblies
------------------	--



BIG POWER FILTER KIT FOR ASSAULT CHARGE AIR CLEANER

- More airflow
- Rechargeable long-life filter
- 6061 machined billet aluminum arms
- Includes rain sock

PART #	DESCRIPTION	PART #	DESCRIPTION
1011-4662	Black	1011-4663	Gloss Black
1011-4661	Chrome		



1011-4662



1011-4661



DISCLAIMER: SEE PAGE 5 FOR IMPORTANT INFORMATION REGARDING CERTAIN WARRANTY AND EMISSION CONTROL REGULATION COMPLIANCE AND NOISE REGULATION INFORMATION.

WINDSHIELDS & FAIRINGS

SADDLEBAGS & LUGGAGE

SEATS & SISSY BARS

EXHAUST

FUEL/AIR SYSTEMS

ENGINE

TRANSMISSION, CLUTCH LINE & DRIVELINE

GASKETS & SEALS

ELECTRICAL

LIGHTING & LICENSE PLATES

HANDLEBARS, CONTROLS & MIRRORS

CABLES

BRAKES & BRAKE LINES

TANKS & OIL FILTERS

DASHES & GAUGES

FRAMES & SUSPENSION

FENDERS

FOOTRESTS & FLOORBOARDS

WHEELS & AXLES

COVERS, LOCKS & GENERAL

AUDIO, COMMUNICATION & MOUNTS



BIG SUCKER™ STAGE 1 AIR CLEANER

- One-piece aluminum backing plate features hidden breather technology
- Each hidden breather is O-ringed at the heads and exits at the mouth of the injector/ carb to provide efficient engine breathing, eliminating the need for any external hoses or hardware
- Radius air inlet provides maximum performance by providing unobstructed airflow
- Backing plates has a black powdercoat finish
- Standard red filters are pre-oiled, washable and feature four layers of surgical-grade cotton for optimum filtration and maximum airflow
- All necessary hardware and instructions are included with each kit
- Accepts Ness Stage I round covers only; sold separately (see page 561 of the 2022 Parts Europe FatBook)
- Please see page 560 of the 2022 Parts Europe FatBook for the entire line of Arlen Ness Big Sucker Air Cleaners



PART #	DESCRIPTION
1010-2941	For 01-17 Twin Cam Delphi EFI models and 99-06 Twin Cam CV carb models (except 08-17 FLHT/FLHR/FLHX/FLTR/H-D FL Trike, 16-17 Softails, 16-17 FXDLs, 08-17 FXD/FXDWG)

BIG SUCKER OVAL AIR FILTER UPGRADE

- Performance air filter upgrade for H-D Special/ ST Touring models with 114"/117" motors or H-D Accessory Ventilator air cleaners
- Black pre-oiled cotton media wrapped in a stainless steel mesh
- 22% more air filter surface area than factory air filter
- Includes spacers and all necessary hardware for easy installation



PART #	DESCRIPTION
1011-4669	For 17-22 FLHT/FLHR/FLHRXS/FLHX/FLHXS/FLHXSE/FLTRU/FLTRX/FLTRXS/FLTRKSE/FLTRXSE, 18-22 Softail models w/ 114"/117" engines w/ oval style air cleaners or Screaming Eagle® Ventilator® air cleaners OEM #s 29400298 and 29400299; repl. OEM #s 29400293/29400267

BIG SUCKER AIR CLEANER REPLACEMENT COMPONENTS

- Replacement hardware kits for the Original Big Sucker air cleaner series
- Each hardware kits includes hardware, gaskets and O-rings for Stage I or Stage II intakes



PART #	DESCRIPTION
STAGE I HARDWARE KITS	
1010-2870	For 17-22 FLHT/FLHR/FLHX/FLTR/H-D Trike, 18-22 Softail models
1010-2869	For 08-16 FLHT/FLHR/FLHX/FLTR/H-D FL Trike, 16-17 Softails, 14-15 FLSTNSE, 13-14 FXSBSE and 11-12 FLSTSE, 16-17 FXDLs models
1010-2868	For all 01-17 Twin Cam Delphi EFI models and 99-06 Twin Cam CV carb models
1010-2867	For 99-01 Twin Cam FLT fuel-injected models
1010-2865	For 91-22 XL models (except 21-22 Sportster S/RH1250S, 22 Nightster/RH975)
STAGE II HARDWARE KITS	
1010-2875	For 08-16 FLHT/FLHR/FLHX/FLTR/H-D FL Trike, 16-17 Softails, 14-15 FLSTNSE, 13-14 FXSBSE and 11-12 FLSTSE, 16-17 FXDLs models
1010-2874	For all 01-17 Twin Cam Delphi EFI models and 99-06 Twin Cam CV carb models
1010-2873	For 99-01 Twin Cam FLT fuel-injected models
1010-2871	For 91-22 XL models (except 21-22 Sportster S/RH1250S, 22 Nightster/RH975)

DISCLAIMER: SEE PAGE 5 FOR IMPORTANT INFORMATION REGARDING CERTAIN WARRANTY AND EMISSION CONTROL REGULATION COMPLIANCE AND NOISE REGULATION INFORMATION.



1010-2857



1014-0318



1014-0323

INVERTED, METHOD, CLEAR TEAR AND SIDEKICK AIR CLEANER REPLACEMENT COMPONENTS

- Replacement hardware kits are used for replacement parts or refurbishing during service intervals (includes hardware, gaskets and all necessary components for air cleaners with forged billet backing plates)
- Replacement hardware kits also include next generation hidden breather backing plate shooter tubes, oil reservoir and billet standoff spacers (except M-Eight fitments which are integrated into backing plate)
- Replacement breather bolt cover plates are CNC-machined covers that hide the breather bolts (left and right sides sold separately)

PART #	DESCRIPTION
FOR 17-22 FLHT/FLHR/FLHX/FLTR/H-D TRIKE, 18-22 SOFTAIL MODELS	
1010-2857	Replacement hardware kit, black
1010-2861	Replacement hardware kit, chrome
1014-0312	Left replacement breather bolt cover plate, black
1014-0314	Right replacement breather bolt cover plate, black
1014-0313	Left replacement breather bolt cover plate, chrome
1014-0315	Right replacement breather bolt cover plate, chrome
FOR 08-16 FLHT/FLHR/FLHX/FLTR/H-D TRIKE, 16-17 SOFTAIL, 14-15 FLSTNSE, 13-14 FXSBSE, 11-12 FLSTSE, 16-17 FXDLS MODELS	
1010-2858	Replacement hardware kit, black
1010-2862	Replacement hardware kit, chrome
1014-0316	Left replacement breather bolt cover plate, black
1014-0318	Right replacement breather bolt cover plate, black
1014-0317	Left replacement breather bolt cover plate, chrome
1014-0319	Right replacement breather bolt cover plate, chrome

PART #	DESCRIPTION
FOR 01-17 TWIN CAM DELPHI EFI MODELS, 99-06 TWIN CAM CV CARB MODELS (EXCEPT 08-16 FLHT/FLHR/FLHX/FLTR/H-D TRIKE, 16-17 SOFTAIL, 14-15 FLSTNSE, 13-14 FXSBSE, 11-12 FLSTSE, 16-17 FXDLS MODELS)	
1010-2859	Replacement hardware kit, black
1010-2863	Replacement hardware kit, chrome
1014-0320	Left replacement breather bolt cover plate, black
1014-0322	Right replacement breather bolt cover plate, black
1014-0321	Left replacement breather bolt cover plate, chrome
1014-0323	Right replacement breather bolt cover plate, chrome
FOR 91-22 XL MODELS (EXCEPT 21-22 SPORTSTER S/RH1250S, 22 NIGHTSTER/RH 975)	
1010-2860	Replacement hardware kit, black
1010-2864	Replacement hardware kit, chrome
1014-0324	Left replacement breather bolt cover plate, black
1014-0326	Right replacement breather bolt cover plate, black
1014-0325	Left replacement breather bolt cover plate, chrome
1014-0327	Right replacement breather bolt cover plate, chrome

REPLACEMENT CLEAR POLYCARBONATE WINDOWS FOR METHOD, CLEAR TEAR, SIDEKICK AND CROSSFIRE AIR CLEANERS

- PART #1011-4576 is a flat replacement window designed for Method and Sidekick air cleaners only
- PART #1011-4577 is a domed replacement window designed for Clear Tear and CrossFire air cleaners only
- Sold each

PART #	DESCRIPTION
1011-4576	For Method and Sidekick air cleaners only

PART #	DESCRIPTION
1011-4577	For Clear Tear and CrossFire air cleaners only

1011-4576



MONSTER SUCKER AND VELOCITY AIR CLEANER REPLACEMENT HARDWARE KITS

- For Monster Sucker, Velocity 65° and Velocity 90° air cleaners (includes all necessary hardware and gaskets)

PART #	DESCRIPTION
1010-2876	For 17-22 FLHT/FLHR/FLHX/FLTR/H-D Trike, 18-22 Softail models
1010-2877	For 08-16 FLHT/FLHR/FLHX/FLTR/H-D FL Trike, 16-17 Softails, 14-15 FLSTNSE, 13-14 FXSBSE and 11-12 FLSTSE, 16-17 FXDLS models
1010-2878	For all 01-17 Twin Cam Delphi EFI models and 99-06 Twin Cam CV carb models
1010-2879	For 91-22 XL models (except 21-22 Sportster S/RH1250S, 22 Nightster/RH975)

1010-2876



DISCLAIMER: SEE PAGE 5 FOR IMPORTANT INFORMATION REGARDING CERTAIN WARRANTY AND EMISSION CONTROL REGULATION COMPLIANCE AND NOISE REGULATION INFORMATION.

WINDSHIELDS
& FAIRINGSSADDLEBAGS
& LUGGAGESEATS &
SISSY BARS

EXHAUST

FUEL/AIR
SYSTEMS

ENGINE

TRANSMISSION,
CLUTCH LINE
& DRIVELINEGASKETS
& SEALS

ELECTRICAL

LIGHTING
& LICENSE
PLATESHANDLEBARS,
CONTROLS
& MIRRORS

CABLES

BRAKES &
BRAKE LINESTANKS &
OIL FILTERSDASHES
& GAUGESFRAMES &
SUSPENSION

FENDERS

FOOTRESTS &
FLOORBOARDSWHEELS
& AXLESCOVERS,
LOCKS &
GENERALAUDIO,
COMMUNICATION
& MOUNTS

WINDSHIELDS
& FAIRINGSSADDLEBAGS
& LUGGAGESEATS &
SISSY BARS

EXHAUST

FUEL/AIR
SYSTEMS

ENGINE

TRANSMISSION,
CLUTCH LINE
& DRIVELINEGASKETS
& SEALS

ELECTRICAL

LIGHTING
& LICENSE
PLATESHANDLEBARS,
CONTROLS
& MIRRORS

CABLES

BRAKES &
BRAKE LINESTANKS &
OIL FILTERSDASHES
& GAUGESFRAMES &
SUSPENSION

FENDERS

FOOTRESTS &
FLOORBOARDSWHEELS
& AXLESCOVERS,
LOCKS &
GENERALAUDIO,
COMMUNICATION
& MOUNTS

Chrome



Black



Black/Chrome



Chrome/Black

RPT AIR INTAKES

- Same internal components as the Cobra Powerflo air intake, with the outside cover replaced with a machined aluminum industrial-looking frame that echoes Cobra's popular Race Pro mufflers
- Unique internal venturi design promotes maximum airflow
- Includes all the fasteners, seals, backing plate and mounting hardware to make for an easy installation
- Formed stainless steel mesh insert keeps out bugs and debris

PART #	DESCRIPTION
FOR 17-22 FLHT/FLHR/FLHX/FLTRX/FLTRU/H-D FL TRIKE	
1010-3044	Chrome
1010-3045	Black
1010-3046	Black/chrome
1010-3047	Chrome/black
FOR 08-16 FLHT/FLHR/FLHX/FLTR/H-D FL TRIKE, 16-17 FXDLS, 16-17 SOFTAILS, 14-15 FLSTNSE, 13-14 FXSBSE AND 11-12 FLSTSE	
1010-3025	Chrome
1010-3026	Black
1010-3029	Black/chrome
FOR 18-22 FXBB/FXLR/FLSL/FLDE/FLSB/FLHC/FLFB/FXST (EXCEPT 114/117 MOTORS)	
1010-3058	Chrome
1010-3059	Black
1010-3060	Black/chrome
1010-3061	Chrome/black

Chrome



Black

**POWRFLO AIR INTAKES**

- Unique internal venturi design promotes maximum airflow
- The PowrFlo intake system consists of an aluminum cover and all the fasteners, seals, backing plate and mounting hardware to make for easy installation
- Formed stainless steel mesh insert in the dual entry ports keeps out bugs and debris

PART #	DESCRIPTION
FOR 17-22 FLHT/FLHR/FLHX/FLTRX/FLTRU/H-D FL TRIKE	
1010-3035	Chrome
1010-3048	Black
FOR 08-16 FLHT/FLHR/FLHX/FLTR/H-D FL TRIKE, 16-17 FXDLS, 16-17 SOFTAILS, 14-15 FLSTNSE, 13-14 FXSBSE AND 11-12 FLSTSE	
1010-2998	Chrome
1010-2999	Black
FOR 18-22 FXBB/FXLR/FLSL/FLDE/FLSB/FLHC/FLFB/FXST (EXCEPT 114/117 MOTORS)	
1010-3049	Chrome
1010-3062	Black

PART #	DESCRIPTION
FOR 99-17 TWIN CAM W/ CV CARB/DELPHI EFI (EXCEPT 08-17 DRESSER/H-D FL TRIKE, 16-17 FXDLS, 16-17 SOFTAILS, 14-15 FLSTNSE, 13-14 FXSBSE AND 11-12 FLSTSE)	
1010-3027	Chrome
1010-3028	Black
1010-3030	Black/chrome
FOR 04-22 XL W/ CV CARB/DELPHI EFI (EXCEPT 21-22 SPORTSTER S/RH1250/S, 22 NIGHTSTER/RH975)	
1010-3031	Chrome
1010-3032	Black
1010-3033	Black/chrome
1010-3034	Chrome/black



Internal venturi

DISCLAIMER: SEE PAGE 5 FOR IMPORTANT INFORMATION REGARDING CERTAIN WARRANTY AND EMISSION CONTROL REGULATION COMPLIANCE AND NOISE REGULATION INFORMATION.

WINDSHIELDS
& FAIRINGSSADDLEBAGS
& LUGGAGESEATS &
SISSY BARS

EXHAUST

FUEL/AIR
SYSTEMS

ENGINE

TRANSMISSION,
CLUTCH LINE
& DRIVELINEGASKETS
& SEALS

ELECTRICAL

LIGHTING
& LICENSE
PLATESHANDLEBARS,
CONTROLS
& MIRRORS

CABLES

BRAKES &
BRAKE LINESTANKS &
OIL FILTERSDASHES
& GAUGESFRAMES &
SUSPENSION

FENDERS

FOOTRESTS &
FLOORBOARDSWHEELS
& AXLESCOVERS,
LOCKS &
GENERALAUDIO,
COMMUNICATION
& MOUNTS**AIR CLEANER KITS**

- Flows better than stock or competing units, in large part because of the unique internal venturi design of its inner filter
- Optimizes overall performance
- Four styles available in black or chrome finishes
- Slim profile keeps the unit away from the rider's leg

- The Cobra system consists of a laser-cut, formed steel cover, separate mounting ring, and all the fasteners, seals, backing plate and mounting hardware for easy installation
- Formed stainless steel mesh insert

CHROME

PART #	DESCRIPTION
FOR 17-22 FLHT/FLHR/FLHX/FLTRX/FLTRU/H-D FL TRIKE	
1010-3036	Swept
1010-3038	Cross
1010-3040	Plain
1010-3042	Spoke
FOR 08-16 FLHT/FLHR/FLHX/FLTR/H-D FL TRIKE, 16-17 FXDLS, 16-17 SOFTTAILS, 14-15 FLSTNSE, 13-14 FXSBSE AND 11-12 FLSTSE	
1010-3004	Swept
1010-3006	Cross
1010-3008	Spoke

PART #	DESCRIPTION
FOR 18-22 FXBB/FXLR/FLSL/FLDE/FLSB/FLHC/FLFB/FXST (EXCEPT 114/117 MOTORS)	
1010-3050	Swept
1010-3052	Cross
1010-3054	Plain
1010-3056	Spoke
FOR 99-17 TWIN CAM W/ CV CARB/DELPHI EFI (EXCEPT 08-17 DRESSER/H-D FL TRIKE, 16-17 FXDLS, 16-17 SOFTTAILS, 14-15 FLSTNSE, 13-14 FXSBSE AND 11-12 FLSTSE)	
1010-3009	Swept
1010-3011	Cross
1010-3013	Plain
1010-3015	Spoke

PART #	DESCRIPTION
FOR 04-22 XL W/ CV CARB/DELPHI EFI (EXCEPT 21-22 SPORTSTER S/RH1250/S, 22 NIGHTSTER/RH975)	
1010-3017	Swept
1010-3019	Cross
1010-3021	Plain
1010-3023	Spoke

BLACK

PART #	DESCRIPTION
FOR 17-22 FLHT/FLHR/FLHX/FLTRX/FLTRU/H-D FL TRIKE	
1010-3037	Swept
1010-3039	Cross
1010-3041	Plain
1010-3043	Spoke
FOR 08-16 FLHT/FLHR/FLHX/FLTR/H-D FL TRIKE, 16-17 FXDLS, 16-17 SOFTTAILS, 14-15 FLSTNSE, 13-14 FXSBSE AND 11-12 FLSTSE	
1010-3005	Swept
1010-3007	Cross

PART #	DESCRIPTION
FOR 18-22 FXBB/FXLR/FLSL/FLDE/FLSB/FLHC/FLFB/FXST (EXCEPT 114/117 MOTORS)	
1010-3051	Swept
1010-3053	Cross
1010-3055	Plain
1010-3057	Spoke
FOR 99-17 TWIN CAM W/ CV CARB/DELPHI EFI (EXCEPT 08-17 DRESSER/H-D FL TRIKE, 16-17 FXDLS, 16-17 SOFTTAILS, 14-15 FLSTNSE, 13-14 FXSBSE AND 11-12 FLSTSE)	
1010-3010	Swept
1010-3012	Cross
1010-3014	Plain
1010-3016	Spoke

PART #	DESCRIPTION
FOR 04-22 XL W/ CV CARB/DELPHI EFI (EXCEPT 21-22 SPORTSTER S/RH1250/S, 22 NIGHTSTER/RH975)	
1010-3018	Swept
1010-3020	Cross
1010-3022	Plain
1010-3024	Spoke

DISCLAIMER: SEE PAGE 5 FOR IMPORTANT INFORMATION REGARDING CERTAIN WARRANTY AND EMISSION CONTROL REGULATION COMPLIANCE AND NOISE REGULATION INFORMATION.

**VANCE
HINES**

1010-3079

1010-3075

VO2 RADIANT V AIR INTAKES

- Laser-cut cover with Vance & Hines logo
- High capacity washable air filter element
- Force™ velocity stack with maximum flow and ease of installation
- Include instructions and mounting hardware

NOTE: CVO/114"/117" models and models with SE stage 1 air cleaners will require support bracket H-D part #16400049 to install.

PART #	DESCRIPTION
FOR 17-22 FLHT/FLHR/FLHX/FLTR/H-D FL TRIKES	
1010-3075	Chrome
1010-3079	Black
FOR 08-16 FLHT/FLHR/FLHX/FLTR/H-D FL TRIKES, 16-17 FXDLS, 16-17 SOFTAILS, 14-15 FLSTNSE, 13-14 FXSBSE, 11-12 FLSTSE MODELS	
1010-3076	Chrome
1010-3080	Black
FOR 18-22 SOFTAILS	
1010-3075	Chrome
1010-3079	Black



PART #	DESCRIPTION
FOR 01-17 TWIN CAM W/ DELPHI EFI, 99-06 TWIN CAM MODELS W/ CV CARB (EXCEPT 08-17 FLHT/FLHR/FLHX/FLTR/H-D FL TRIKES, 16-17 FXDLS, 16-17 SOFTAILS, 14-15 FLSTNSE, 13-14 FXSBSE, 11-12 FLSTSE)	
1010-3077	Chrome
1010-3081	Black
FOR 91-22 XL (EXCEPT 21-22 SPORTSTER S/RH1250S AND 22 NIGHTSTER/RH975)	
1010-3078	Chrome
1010-3082	Black

VO2 RADIANT III AIR INTAKES

- Laser-cut cover with Vance & Hines logo
- High capacity washable air filter element
- Force™ velocity stack with maximum flow and ease of installation
- Include instructions and mounting hardware

NOTE: CVO/114"/117" models and models with SE stage 1 air cleaners will require support bracket H-D part #16400049 to install.

PART #	DESCRIPTION
FOR 17-22 FLHT/FLHR/FLHX/FLTR/H-D FL TRIKES	
1010-3063	Chrome
1010-3067	Brushed stainless
1010-3071	Black
FOR 08-16 FLHT/FLHR/FLHX/FLTR/H-D FL TRIKES, 16-17 FXDLS, 16-17 SOFTAILS, 14-15 FLSTNSE, 13-14 FXSBSE, 11-12 FLSTSE MODELS	
1010-3064	Chrome
1010-3068	Brushed stainless
1010-3072	Black
FOR 18-22 SOFTAILS	
1010-3063	Chrome
1010-3067	Brushed stainless
1010-3071	Black

1010-3067



1010-3071



1010-3064



PART #	DESCRIPTION
FOR 01-17 TWIN CAM W/ DELPHI EFI, 99-06 TWIN CAM MODELS W/ CV CARB (EXCEPT 08-17 FLHT/FLHR/FLHX/FLTR/H-D FL TRIKES, 16-17 FXDLS, 16-17 SOFTAILS, 14-15 FLSTNSE, 13-14 FXSBSE, 11-12 FLSTSE)	
1010-3065	Chrome
1010-3069	Brushed stainless
1010-3073	Black
FOR 91-22 XL (EXCEPT 21-22 SPORTSTER S/RH1250S AND 22 NIGHTSTER/RH975)	
1010-3066	Chrome
1010-3070	Brushed stainless
1010-3074	Black

VO2 AMERICA AIR INTAKES

- Crowned with a bold CNC-machined billet aluminum cover adorned with the stars & stripes and bolted down with ARP hardware
- Improved performance over stock
- Stamped cover featuring the Vance & Hines V-twin logo
- Force™ velocity stack with maximum flow and ease of installation
- High flow washable air filter
- Include backing plate, venturi and breather assemblies
- Include mounting hardware and installation instructions
- Optional rain sock available

NOTE: CVO/114"/117" models and models with SE stage 1 air cleaners will require support bracket H-D part #16400049 to install.

PART #	DESCRIPTION
FOR 17-22 FLHT/FLHR/FLHX/FLTR/H-D FL TRIKES	
1010-2994	Chrome
FOR 08-16 FLHT/FLHR/FLHX/FLTR/H-D FL TRIKES, 16-17 FXDLS, 16-17 SOFTAILS, 14-15 FLSTNSE, 13-14 FXSBSE, 11-12 FLSTSE MODELS	
1010-2995	Chrome
1010-2991	Matte black
FOR 99-07 FLHT/FLHR/FLHX/FLTR MODELS	
1010-2992	Matte black
FOR 18-22 SOFTAILS	
1010-2994	Chrome

1010-2994



1010-2993



PART #	DESCRIPTION
FOR 01-17 TWIN CAM W/ DELPHI EFI, 99-06 TWIN CAM MODELS W/ CV CARB (EXCEPT 08-17 FLHT/FLHR/FLHX/FLTR/H-D FL TRIKES, 16-17 FXDLS, 16-17 SOFTAILS, 14-15 FLSTNSE, 13-14 FXSBSE, 11-12 FLSTSE)	
1010-2996	Chrome
1010-2992	Matte black
FOR 91-22 XL (EXCEPT 21-22 SPORTSTER S/RH1250S AND 22 NIGHTSTER/RH975)	
1010-2997	Chrome
1010-2993	Matte black
OPTIONAL COMPONENT	
1011-4657	Rain sock

DISCLAIMER: SEE PAGE 5 FOR IMPORTANT INFORMATION REGARDING CERTAIN WARRANTY AND EMISSION CONTROL REGULATION COMPLIANCE AND NOISE REGULATION INFORMATION.

**VO2 X AIR INTAKES**

- Extracts the maximum performance from any machine by utilizing the K&N Xstream high-flow air filter
- CNC-machined billet cover
- High-capacity washable air filter element
- Include backing plate, venturi and breather assemblies
- Optional rain sock available

- See page 570 of the 2022 Parts Europe FatBook for the complete line of Vance & Hines VO2 X Air Intakes

NOTE: CVO/114"/117" models and models with SE Stage 1 air cleaners will require support bracket H-D part #16400049 to install.

PART #	DESCRIPTION
FOR 17-22 FLHT/FLHR/FLHX/FLTRX/FLTRU/FLTRK/H-D FL TRIKES	
1010-2932	Chrome
1010-2924	Black contrast
1010-2928	Black wrinkle
FOR 08-16 FLHT/FLHR/FLHX/FLTR/H-D FL TRIKES, 16-17 FXDLS, 16-17 SOFTAILS, 14-15 FLSTNSE, 13-14 FXSBSE, 11-12 FLSTSE	
1010-2931	Chrome
1010-2923	Black contrast
1010-2927	Black wrinkle
FOR 18-22 SOFTAILS	
1010-2928	Black wrinkle

PART #	DESCRIPTION
FOR 01-17 TWIN CAM W/ DELPHI EFI, 99-06 TWIN CAM W/ CV CARB (EXCEPT 08-17 FLHT/FLHR/FLHX/FLTR/H-D FL TRIKES, 16-17 FXDLS, 16-17 SOFTAILS, 14-15 FLSTNSE, 13-14 FXSBSE, 11-12 FLSTSE)	
1010-2930	Chrome
1010-2922	Black contrast
1010-2926	Black wrinkle
FOR 91-22 XL (EXCEPT 21-22 SPORTSTER S/RH1250S AND 22 NIGHTSTER/RH975)	
1010-2929	Chrome
1010-2921	Black contrast
1010-2925	Black wrinkle
OPTIONAL COMPONENT	
1011-4657	Rain sock

**VO2 BLADE AIR INTAKES**

- Sharp, clean lines give any V-Twin the edge in both show and go by utilizing the K&N Xstream high-flow air filter
- CNC-machined billet cover
- High-capacity washable air filter element
- Include backing plate, venturi and breather assemblies
- Optional rain sock available

- See page 570 of the 2022 Parts Europe FatBook for the complete line of VO2 Blade Air Intakes
- NOTE:** CVO/114"/117" models and models with SE Stage 1 air cleaners will require support bracket H-D part #16400049 to install.

PART #	DESCRIPTION
FOR 17-22 FLHT/FLHR/FLHX/FLTRX/FLTRU/FLTRK/H-D FL TRIKES	
1010-2920	Chrome
1010-2912	Black contrast
1010-2916	Black wrinkle
FOR 08-16 FLHT/FLHR/FLHX/FLTR/H-D FL TRIKES, 16-17 FXDLS, 16-17 SOFTAILS, 14-15 FLSTNSE, 13-14 FXSBSE, 11-12 FLSTSE	
1010-2919	Chrome
1010-2911	Black contrast
1010-2915	Black wrinkle
FOR 18-22 SOFTAILS	
1010-2916	Black wrinkle



PART #	DESCRIPTION
FOR 99-17 TWIN CAM W/ DELPHI EFI, 99-06 TWIN CAM W/ CV CARB (EXCEPT 08-17 FLHT/FLHR/FLHX/FLTR/H-D FL TRIKES, 16-17 FXDLS, 16-17 SOFTAILS, 14-15 FLSTNSE, 13-14 FXSBSE, 11-12 FLSTSE)	
1010-2918	Chrome
1010-2910	Black contrast
FOR 91-22 XL (EXCEPT 21-22 SPORTSTER S/RH1250S AND 22 NIGHTSTER/RH975)	
1010-2917	Chrome
1010-2909	Black contrast
1010-2913	Black wrinkle
OPTIONAL COMPONENT	
1011-4657	Rain sock

DISCLAIMER: SEE PAGE 5 FOR IMPORTANT INFORMATION REGARDING CERTAIN WARRANTY AND EMISSION CONTROL REGULATION COMPLIANCE AND NOISE REGULATION INFORMATION.

WINDSHIELDS
& FAIRINGSSADDLEBAGS
& LUGGAGESEATS &
SISSY BARS

EXHAUST

FUEL/AIR
SYSTEMS

ENGINE

TRANSMISSION,
CLUTCH LINE
& DRIVELINEGASKETS
& SEALS

ELECTRICAL

LIGHTING
& LICENSE
PLATESHANDLEBARS,
CONTROLS
& MIRRORS

CABLES

BRAKES &
BRAKE LINESTANKS &
OIL FILTERSDASHES
& GAUGESFRAMES &
SUSPENSION

FENDERS

FOOTRESTS &
FLOORBOARDSWHEELS
& AXLESCOVERS,
LOCKS &
GENERALAUDIO,
COMMUNICATION
& MOUNTS

VANCE
HINES

1011-4656

**VO2 CAGE FIGHTER AIR INTAKE KITS**

- Designed for maximum airflow to the filter element while providing a custom look
- Include washable high-flow filter element
- Feature large inlet backing plate and billet venturi
- Optional rain sock available

PART #	DESCRIPTION
FOR 17-22 FLHT/FLHR/FLHX/FLTRX/FLTRU	
1010-2971	Chrome
1010-2908	Brushed
1010-2904	Black contrast
FOR 08-16 FLHT/FLHR/FLHX/FLTR/H-D FL TRIKES, 16-17 FXDLS, 16-17 SOFTTAILS, 14-15 FLSTNSE, 13-14 FXSBSE AND 11-12 FLSTSE	
1010-2972	Chrome
1010-2907	Brushed
1010-2903	Black contrast
FOR 18-22 FXBB/FXBR/FXFB/FXLR/FLDE/FLFB/FLHC/FLSB/FLSL	
1010-2971	Chrome
1010-2908	Brushed
1010-2904	Black contrast

- See page 570 of the 2022 Parts Europe FatBook for the complete line of Vance & Hines VO2 Cage Fighter Air Intake Kits

NOTE: CVO/114"/117" models and models with SE Stage 1 air cleaners will require support bracket H-D part #16400049 to install.

PART #	DESCRIPTION
FOR 01-17 TWIN CAM W/ DELPHI EFI, 99-06 TWIN CAM MODELS W/ CV CARB (EXCEPT 08-17 FLHT/FLHR/FLHX/FLTR/H-D FL TRIKES, 16-17 FXDLS, 16-17 SOFTTAILS, 14-15 FLSTNSE, 13-14 FXSBSE AND 11-12 FLSTSE)	
1010-2973	Chrome
1010-2906	Brushed
1010-2902	Black contrast
FOR 91-22 XL (EXCEPT 21-22 SPORTSTER S/RH1250S AND 22 NIGHTSTER/RH975)	
1010-2974	Chrome
1010-2905	Brushed
1010-2901	Black contrast
OPTIONAL COMPONENT	
1011-4656	Rain sock



1010-2899

**VO2 ROGUE AIR INTAKE KITS**

- For those looking to carry the classic upswept design throughout their motorcycle, the VO2
- Rogue air intake echoes the classic rounded styling of the 2-into-1 Upsweep exhaust system
- Include washable high-flow filter element
- Feature large inlet backing plate and billet venturi
- Include mounting hardware and installation instructions

PART #	DESCRIPTION
FOR 17-22 FLHT/FLHR/FLHX/FLTR/H-D FL TRIKES	
1010-2900	Chrome
1010-2897	Black
FOR 08-16 FLHT/FLHR/FLHX/FLTR/H-D FL TRIKES, 16-17 FXDLS, 16-17 SOFTTAILS, 14-15 FLSTNSE, 13-14 FXSBSE, 11-12 FLSTSE MODELS	
1010-2899	Chrome
1010-2896	Black
FOR 18-22 SOFTTAILS	
1010-2900	Chrome
1010-2897	Black

- Optional rain sock available
- See page 571 of the 2022 Parts Europe FatBook for the complete line of Vance & Hines VO2 Rogue Air Intake Kits

NOTE: CVO/114"/117" models and models with SE Stage 1 air cleaners will require support bracket H-D part #16400049 to install.

PART #	DESCRIPTION
FOR 01-17 TWIN CAM W/ DELPHI EFI, 99-06 TWIN CAM MODELS W/ CV CARB (EXCEPT 08-17 FLHT/FLHR/FLHX/FLTR/H-D FL TRIKES, 16-17 FXDLS, 16-17 SOFTTAILS, 14-15 FLSTNSE, 13-14 FXSBSE, 11-12 FLSTSE)	
1010-2898	Chrome
1010-2895	Black
FOR 91-22 XL MODELS (EXCEPT 21-22 SPORTSTER S/RH1250S AND 22 NIGHTSTER/RH975)	
1010-2970	Chrome
1010-2894	Black
OPTIONAL COMPONENT	
1011-4657	Rain sock

DISCLAIMER: SEE PAGE 5 FOR IMPORTANT INFORMATION REGARDING CERTAIN WARRANTY AND EMISSION CONTROL REGULATION COMPLIANCE AND NOISE REGULATION INFORMATION.

**VANCE
HINES**


1010-2975



1010-2979



1010-2981

VO2 STINGRAY AIR INTAKES

- Adds just the right touch to enhance the nostalgia of your timeless push rod V-twin engine
- Improved performance over stock
- Stamped cover featuring the Vance & Hines V-twin logo
- Force velocity stack with maximum flow and ease of installation
- High flow washable air filter
- Include backing plate, venturi and breather assemblies

- Include mounting hardware and installation instructions

NOTE: CVO/114"/117" models and models with SE stage 1 air cleaners will require support bracket H-D part #16400049 to install.

PART #	DESCRIPTION
FOR 17-22 FLHT/FLHR/FLHX/FLTR/H-D FL TRIKES	
1010-2975	Chrome
1010-2979	Matte black
FOR 08-16 FLHT/FLHR/FLHX/FLTR/H-D FL TRIKES, 16-17 FXDLS, 16-17 SOFTTAILS, 14-15 FLSTNSE, 13-14 FXSBSE, 11-12 FLSTSE MODELS	
1010-2976	Chrome
1010-2980	Matte black
FOR 18-22 SOFTTAILS	
1010-2975	Chrome
1010-2979	Matte black

PART #	DESCRIPTION
FOR 01-17 TWIN CAM W/ DELPHI EFI, 99-06 TWIN CAM MODELS W/ CV CARB (EXCEPT 08-17 FLHT/FLHR/FLHX/FLTR/H-D FL TRIKES, 16-17 FXDLS, 16-17 SOFTTAILS, 14-15 FLSTNSE, 13-14 FXSBSE, 11-12 FLSTSE)	
1010-2977	Chrome
1010-2981	Matte black
FOR 91-22 XL MODELS (EXCEPT 21-22 SPORTSTER S/RH1250S AND 22 NIGHTSTER/RH975)	
1010-2978	Chrome
1010-2982	Matte black

VO2 ELIMINATOR AIR INTAKES

- The distinctive formed cover emulates the CNC-machined pockets of our most recognized billet end caps used on Vance & Hines racing motorcycles from flat track to road racing
- Improved performance over stock
- Stamped cover featuring the Vance & Hines V-twin logo
- Force velocity stack with maximum flow and ease of installation
- High flow washable air filter
- Include backing plate, venturi and breather assemblies

- Include mounting hardware and installation instructions
- NOTE: CVO/114"/117" models and models with SE stage 1 air cleaners will require support bracket H-D part #16400049 to install.

PART #	DESCRIPTION
FOR 17-22 FLHT/FLHR/FLHX/FLTR/H-D FL TRIKES	
1010-2983	Chrome
1010-2987	Matte black
FOR 08-16 FLHT/FLHR/FLHX/FLTR/H-D FL TRIKES, 16-17 FXDLS, 16-17 SOFTTAILS, 14-15 FLSTNSE, 13-14 FXSBSE, 11-12 FLSTSE MODELS	
1010-2984	Chrome
1010-2988	Matte black
FOR 18-22 SOFTTAILS	
1010-2983	Chrome
1010-2987	Matte black



1010-2983



1010-2987

PART #	DESCRIPTION
FOR 01-17 TWIN CAM W/ DELPHI EFI, 99-06 TWIN CAM MODELS W/ CV CARB (EXCEPT 08-17 FLHT/FLHR/FLHX/FLTR/H-D FL TRIKES, 16-17 FXDLS, 16-17 SOFTTAILS, 14-15 FLSTNSE, 13-14 FXSBSE, 11-12 FLSTSE)	
1010-2985	Chrome
1010-2989	Matte black
FOR 91-22 XL MODELS (EXCEPT 21-22 SPORTSTER S/RH1250S AND 22 NIGHTSTER/RH975)	
1010-2986	Chrome
1010-2990	Matte black

DISCLAIMER: SEE PAGE 5 FOR IMPORTANT INFORMATION REGARDING CERTAIN WARRANTY AND EMISSION CONTROL REGULATION COMPLIANCE AND NOISE REGULATION INFORMATION.

WINDSHIELDS
& FAIRINGSSADDLEBAGS
& LUGGAGESEATS &
SISSY BARS

EXHAUST

FUEL/AIR
SYSTEMS

ENGINE

TRANSMISSION,
CLUTCH LINE
& DRIVELINEGASKETS
& SEALS

ELECTRICAL

LIGHTING
& LICENSE
PLATESHANDLEBARS,
CONTROLS
& MIRRORS

CABLES

BRAKES &
BRAKE LINESTANKS &
OIL FILTERSDASHES
& GAUGESFRAMES &
SUSPENSION

FENDERS

FOOTRESTS &
FLOORBOARDSWHEELS
& AXLESCOVERS,
LOCKS &
GENERALAUDIO,
COMMUNICATION
& MOUNTS

**VANCE
HINES****1010-2888****1010-2890****1011-4655****NAKED VO2 AIR INTAKES**

- A high-flow replacement kit with greater airflow
- CNC-machined venturi
- Includes a washable high-flow and reusable air filter
- Larger inlet backing plate
- Optional rain sock available
- See page 571 of the 2022 Parts Europe FatBook for the complete line of Vance & Hines Naked VO2 Air Intakes

PART #	DESCRIPTION
1010-2893¹	For 17-22 FLHT/FLHR/FLHX/FLTRX/H-D FL Trike models (107" motors)
1010-2892²	For 17-22 FLHT/FLHR/FLHX/FLTRX/H-D FL Trike models, 18-22 Softail models
1010-2891²	For 14-16 FLHT/FLHR/FLHX/FLTR/H-D FL Trike and 16-17 Softail models (except FLSS/FLSTFBS)
1010-2886²	For 18-13 FLHT/FLHR/FLHX/FLTR and H-D FL Trike models
1010-2887²	For 01-17 Twin Cam w/ Delphi EFI, 99-06 Twin Cam w/ CV carb (except 08-17 Dressers, Dyna, X-Bones, 16-17 Softails)
1010-2888²	For 08-17 FXD/FXDWG models (except FXDLS)
1010-2889²	For 91-22 XL (except 21-22 Sportster S/RH1250S and 22 Nightster/RH975)
1010-2890²	For 15-20 XG 500/750
OPTIONAL COMPONENT	
1011-4655	Rain sock

¹ Accepts stock cover.² CVO/114"/117" models and models with SE Stage 1 air cleaners will require support bracket H-D part #16400049 to install.**1014-0359****1014-0360****VO2 STINGRAY/ELIMINATOR COVERS**

- Great way to accessories VO2 naked air intake kits
- Stamped Vance & Hines V-twin logo
- Fits Vance & Hines VO2 naked air intakes with round filters
- Fits Screamin' Eagle and other aftermarket center bolt round filters
- Include mounting hardware and installation instructions

PART #	DESCRIPTION	PART #	DESCRIPTION
VO2 STING RAY COVERS		VO2 ELIMINATOR COVERS	
1014-0358	Chrome	1014-0360	Chrome
1014-0359	Black	1014-0361	Black

DISCLAIMER: SEE PAGE 5 FOR IMPORTANT INFORMATION REGARDING CERTAIN WARRANTY AND EMISSION CONTROL REGULATION COMPLIANCE AND NOISE REGULATION INFORMATION.

KURYAKYN

HYPERCHARGER™ AIR CLEANER

- Looks great and works even better
- Outstanding performance on stock or mildly modified engines up to 90 horsepower
- Chrome-plated body and trapdoor with chrome butterflies
- Provide excellent legroom for comfort while riding
- See page 576 of the 2022 Parts Europe FatBook for the complete line of Kuryakyn Hypercharger™ Air Cleaners



PART #

1010-0138

DESCRIPTION

For models w/ S&S E and G Series, Mikuni HSR40 or HSR42, Screamin' Eagle Or Rev Tech Performance carbs



1010-1629

1010-1991



KURYAKYN



MACH 2™ AIR CLEANER KITS

- Attractive, high-performance air cleaners
- Support over 140hp
- Can be customized to meet the individual needs of the most demanding riders
- See page 578 of the 2022 Parts Europe FatBook for the complete line of Kuryakyn Mach 2™ Air Cleaner Kits

PART #

FOR 07-19 XL MODELS

1010-1629

DESCRIPTION

Black/chrome

PART #

FOR 07-19 XL MODELS (CONT)

1010-1991¹

DESCRIPTION

Gloss black

¹ ECE approved.



REPLACEMENT JET AIR CLEANERS

PART #

1011-4617

DESCRIPTION

Replacement filter



DISCLAIMER: SEE PAGE 5 FOR IMPORTANT INFORMATION REGARDING CERTAIN WARRANTY AND EMISSION CONTROL REGULATION COMPLIANCE AND NOISE REGULATION INFORMATION.

WINDSHIELDS
& FAIRINGS

SADDLEBAGS
& LUGGAGE

SEATS &
SISSY BARS

EXHAUST

FUEL/AIR
SYSTEMS

ENGINE

TRANSMISSION,
CLUTCH LINE
& DRIVELINE

GASKETS
& SEALS

ELECTRICAL

LIGHTING
& LICENSE
PLATES

HANDLEBARS,
CONTROLS
& MIRRORS

CABLES

BRAKES &
BRAKE LINES

TANKS &
OIL FILTERS

DASHES
& GAUGES

FRAMES &
SUSPENSION

FENDERS

FOOTRESTS &
FLOORBOARDS

WHEELS
& AXLES

COVERS,
LOCKS &
GENERAL

AUDIO,
COMMUNICATION
& MOUNTS

**VANCE
HINES**


1010-2946



1010-2942



1010-2956



1010-2953



1011-4635

VO2 FALCON AIR INTAKES

- Sleek forward-facing 90° intake design
- Race-proven intake tube available in chrome, matte black, forged carbon fiber and weaved carbon fiber
- CNC-machined billet aluminum backing plate, breather stand-offs and flange cover
- Integrated breather assembly using 12-point stainless Banjo bolts
- Washable high-flow oiled-media air filter with stamped V&H logo
- Matched induction module cover on throttle-by-wire models
- Optional rain sock available
- Mounting hardware and instructions included

PART #	DESCRIPTION
FOR 17-22 FLHT/FLHR/FLHX/FLTRX/FLTRU/H-D FL TRIKES	
1010-2946	Chrome
1010-2942	Matte black
1010-2950	Forged carbon fiber
1010-2954	Weaved carbon fiber
FOR 08-16 FLHT/FLHR/FLHX/FLTR/H-D FL TRIKES, 16-17 FXDLS, 16-17 SOFTTAILS, 14-15 FLSTNSE, 13-14 FXSBSE, 11-12 FLSTSE	
1010-2947	Chrome
1010-2943	Matte black
1010-2951	Forged carbon fiber
1010-2955	Weaved carbon fiber
FOR 99-07 FLHT/FLHR/FLHX/FLTR (EXCEPT 99-01 TOURING FUEL INJECTION AND MODELS W/ LOWER FAIRINGS), 00-15 SOFTTAILS (EXCEPT 11-15 CVO MODELS), 99-17 DYNA (EXCEPT 16-17 FXDLS)	
1010-2948	Chrome
1010-2944	Matte black
1010-2952	Forged carbon fiber
1010-2956	Weaved carbon fiber

PART #	DESCRIPTION
FOR 18-22 SOFTTAILS	
1010-2946	Chrome
1010-2942	Matte black
1010-2950	Forged carbon fiber
1010-2954	Weaved carbon fiber
FOR 91-22 XL (EXCEPT 21-22 SPORTSTER S/RH1250S AND 22 NIGHTSTER/RH975)	
1010-2949	Chrome
1010-2945	Matte black
1010-2953	Forged carbon fiber
1010-2957	Weaved carbon fiber
OPTIONAL COMPONENT	
1011-4635	Rain sock

DISCLAIMER: SEE PAGE 5 FOR IMPORTANT INFORMATION REGARDING CERTAIN WARRANTY AND EMISSION CONTROL REGULATION COMPLIANCE AND NOISE REGULATION INFORMATION.



1010-2885



TUNED INDUCTION AIR CLEANERS

- Uses two laser-cut and highly engineered tubes merged into a single collector, fed by a pair of high-flow air filters directly in the airstream
- Bolt-on performance; more than twice the filter area compared to the stock intake fuel system
- Boosts horsepower and torque across the rpm range using air column inertia and carefully timed gas dynamic pressure waves
- Smooth intake tract using carefully selected and tuned lengths to aid performance
- High-flow washable, reuseable cotton media filter elements

NOTE: Will not fit Touring models with fairing lower glove boxes or Twin-Cooled models.

PART #	DESCRIPTION
FOR 17-22 M-EIGHT	
1010-2885	Stainless steel
1010-2880	Chrome
1010-2881	Gloss black



1010-2881



1010-2883

PART #	DESCRIPTION
1011-4631	Tapered air filter for S&S Tuned Induction systems (ea.)
PART #	DESCRIPTION
FOR 09-16 FLHT/FLHR/FLHX/FLTR/H-D FL TRIKE, 16-17 FXDLS AND 16-17 SOFTTAILS	
1010-2882	Stainless steel
1010-2883	Chrome
1010-2884	Gloss black



MOTO SERIES 90° VELOCITY AIR CLEANER

- Expertly crafted to face a 90° intake, which adds optimal performance and air absorption
- Experience an enjoyable driving experience with more legroom and increased air circulation
- Water resistance lessens the need for a water sock for your motor bike
- Comes in both Chrome and Black colors

PART #	DESCRIPTION
1010-2933	Black color. For 2017-current M8 s/b M-Eight (x4) Touring, 2018 M8 Softail, 08-16 Twin Cam (Fly By Wire), 00-17 Twin Cam (Cable), and 88-17 Sportster



1010-2933



1010-2934

PART #	DESCRIPTION
1010-2934	Chrome color. For 2017-current M8 s/b M-Eight (x4) Touring, 2018 M8 Softail, 08-16 Twin Cam (Fly By Wire), 00-17 Twin Cam (Cable), and 88-17 Sportster

DISCLAIMER: SEE PAGE 5 FOR IMPORTANT INFORMATION REGARDING CERTAIN WARRANTY AND EMISSION CONTROL REGULATION COMPLIANCE AND NOISE REGULATION INFORMATION.

WINDSHIELDS & FAIRINGS

SADDLEBAGS & LUGGAGE

SEATS & SISSY BARS

EXHAUST

FUEL/AIR SYSTEMS

ENGINE

TRANSMISSION, CLUTCH LINE & DRIVELINE

GASKETS & SEALS

ELECTRICAL

LIGHTING & LICENSE PLATES

HANDLEBARS, CONTROLS & MIRRORS

CABLES

BRAKES & BRAKE LINES

TANKS & OIL FILTERS

DASHES & GAUGES

FRAMES & SUSPENSION

FENDERS

FOOTRESTS & FLOORBOARDS

WHEELS & AXLES

COVERS, LOCKS & GENERAL

AUDIO, COMMUNICATION & MOUNTS



0520-3706



0520-3707



RAM AIR SIDE COVERS

- Forward-facing air inlets on motorcycles for the entry of combustion air are referred to as Ram Air; at high speeds, they force more air into the combustion chamber, resulting in increased power
- This physical phenomenon is aided by the Cult-Werk Ram Air side covers
- With this set your bike appears more modern and sporty and gives your V-Rod a much more attractive look
- The Cult-Werk Ram Air covers are 100% custom-fit ABS plastic parts
- No adjustment work necessary

- Minimum painting effort due to perfect surface finish
- All bores and millings are milled on the most modern 5-axis CNC machining centers, so that the Ram Air side covers only have to be exchanged for the original side covers

PART #	DESCRIPTION
FOR 02-17 VRSCDX	
0520-3706	Ram Air GT
0520-3707	Ram Air Racing

AIR FILTER COVER SET

- Kit consists of 2 parts, an extremely flat cover for the air filter itself and a very flat upper part of the air filter box
- Manufactured from ABS plastic, milled on the most modern 5-axis CNC machining centers, no adjustment work required
- The clips are simply clipped into the new upper part of the air filter box - just like the original
- The hole for the sensor is also available
- A supplied adapter piece guarantees easy installation and a perfect hold of the sensor

NOTE: It is very important that the air filter box is properly closed again, otherwise water and too much air or dust can get into the air filter box, which in turn can cause damage to the engine.

PART #	DESCRIPTION
1014-0339	For 02-17 VRSCDX



CABLES



1014-0350



1014-0352

1014-0356



AIR FILTER COVERS

- The engineers at Cult-Werk have succeeded in developing a revolutionary airbox cover
- The entire speedometer unit including the decorative frame is inserted into the airbox cover from above and screwed on from the underside as with the original
- The middle part of the airbox cover has been moved downwards so that the original light edges are retained; thus, the airbox cover appears more three-dimensional and much bulkier
- The airbox cover is much wider than the original, but also designed in such a way that it does not protrude over the frame tubes and in such a way that it is also possible to turn in completely without the handlebars hitting the airbox cover
- The indicated air inlets give the airbox cover an ingenious look and make the airbox cover extremely complex

- Made from ABS plastic, milled on the most modern 5-axis CNC machining centers

NOTE: This airbox cover is delivered WITHOUT the matching air filter cover set PART #1014-0339. However, we recommend installing an air filter cover to avoid possible damage to the engine.

PART #	DESCRIPTION
FOR 02-17 VRSCDX	
1014-0350	Custom
1014-0352	GT
1014-0354	Racing (2 pieces air filter cover included)
1014-0355	Racing
1014-0357	Special

PART #	DESCRIPTION
FOR 09-17 VRSCF	
1014-0351	Custom
1014-0353	Racing
1014-0356	Special

DISCLAIMER: SEE PAGE 5 FOR IMPORTANT INFORMATION REGARDING CERTAIN WARRANTY AND EMISSION CONTROL REGULATION COMPLIANCE AND NOISE REGULATION INFORMATION.



AIR FILTER COVERS

- Turns the original air filter into a style element to save you the cost of a new air filter assembly, no registration necessary
- The air filter cover is designed to fit the original air filter exactly
- 100% custom-fit ABS plastic part and no adjustment work necessary
- All bores and millings are milled on the most modern 5-axis CNC machining centers, so that the air filter cover only has to be exchanged for the original air filter cover

PART #	DESCRIPTION
FOR 21-22 FLHT/FLHR/FLHX/FLTRX/FLTRU/FLTRK/H-D FL TRIKE, 18-22 FLFBS/FLHCS/FXBBBS/FXBRBS	
1014-0337	Racing, paintable
1014-0338	Racing, gloss black
FOR 17-20 FLHT/FLHR/FLHX/FLTRX/FLTRU/FLTRK/H-D FL TRIKE	
1014-0348	Special, paintable
1014-0349	Special, gloss black
FOR 18-22 FXBB/FLFB/FLSB/FXFB	
1014-0341	Slotted, paintable
1014-0344	Slotted, gloss black



1014-0340

1014-0335

- The air filter cover is TOP processed, fits perfectly and turns the boring original air filter into a cool part
- Available in gloss black finished surface or paintable, with a perfect surface finish that ensures minimum painting effort

PART #	DESCRIPTION
FOR 14-17 FXSB	
1014-0340	Slotted, paintable
1014-0345	Slotted, gloss black
FOR 16-20 XL 883/1200	
1014-0343	Slotted, gloss black
1014-0346	Slotted, gloss black
FOR 04-15 XL 883/1200	
1014-0342	Slotted, paintable
1014-0347	Slotted, gloss black
1014-0335	Finned, paintable
1014-0336	Finned, gloss black



1014-0362



1014-0366



AIR CLEANER COVER INSERTS

- CNC-machined billet aluminum construction
- Dimpled or diamondback styles available
- Sold each
- Made in the U.S.A.

PART #	DESCRIPTION
FOR 21-22 FLHXS/FLHRXS/FLTRXS, 18-22 FLHCS/FLFBS/FXBBBS/FXBRBS/FXFBBS WITH OVAL AIR CLEANER (2.3" W X 7.4" L)	
1014-0362	Black, dimpled
1014-0363	Chrome, dimpled
1014-0366	Black, diamondback
1014-0367	Chrome, diamondback



1014-0365

- See page 585 of the 2022 Parts Europe FatBook for additional air cleaner insert styles

PART #	DESCRIPTION
FOR 99-13 FLHT/FLHR/FLHX/FLTR, 00-16 FXST/FLST (EXCEPT FXS/FLS/FLSTB), 99-07 DYNA MODELS AND NESS BIG SUCKER, HD SCREAMIN' EAGLE STAGE 1 AIR CLEANERS (5 1/2" DIAMETER)	
1014-0364	Black, diamondback
1014-0365	Chrome, diamondback

DISCLAIMER: SEE PAGE 5 FOR IMPORTANT INFORMATION REGARDING CERTAIN WARRANTY AND EMISSION CONTROL REGULATION COMPLIANCE AND NOISE REGULATION INFORMATION.

WINDSHIELDS & FAIRINGS

SADDLEBAGS & LUGGAGE

SEATS & SISSY BARS

EXHAUST

FUEL/AIR SYSTEMS

ENGINE

TRANSMISSION, CLUTCH LINE & DRIVELINE

GASKETS & SEALS

ELECTRICAL

LIGHTING & LICENSE PLATES

HANDLEBARS, CONTROLS & MIRRORS

CABLES

BRAKES & BRAKE LINES

TANKS & OIL FILTERS

DASHES & GAUGES

FRAMES & SUSPENSION

FENDERS

FOOTRESTS & FLOORBOARDS

WHEELS & AXLES

COVERS, LOCKS & GENERAL

AUDIO, COMMUNICATION & MOUNTS



0931-1084

136" BIG BORE KITS FOR M-EIGHT 107"/114"/117" ENGINES

- Bolt-on kit, the largest cylinder bore possible without requiring machining of the crankcases
- Takes 107"/114"/117" to 136" displacement
- Must be used with S&S stroker flywheel PART #0922-0168 (sold separately)
- 4,320" bore
- 11:1 forged pistons
- All necessary gaskets and hardware required for installation included
- Includes cam cover badge

PART

FOR 17-22 107"/114"/117" M-EIGHT

0931-1083

0931-1084

DESCRIPTION

Wrinkle black finish w/ highlighted cylinder fins

Wrinkle black finish w/o highlighted cylinder fins



0931-1081

132" BIG BORE KITS FOR M-EIGHT 107"/114" ENGINES

- Bolt-on kit, the largest cylinder bore possible without requiring machining of the crankcases
- 4,320" bore and 4,5" stroke
- 11:1 forged pistons
- All necessary gaskets and hardware required for installation included
- Includes cam cover badge

PART

FOR 17-22 107"/114" M-EIGHT

0931-1081

0931-1082

DESCRIPTION

Wrinkle black finish w/ highlighted cylinder fins

Wrinkle black finish w/o highlighted cylinder fins



0931-1080

129" BIG BORE KITS FOR M-EIGHT 107" ENGINES

- Bolt-on kit, the largest cylinder bore possible without requiring machining of the crankcases
- 4,320" bore and 4,375" stroke
- 11:1 forged pistons
- All necessary gaskets and hardware required for installation included
- Includes cam cover badge

PART

FOR 17-22 107" M-EIGHT

0931-1079

0931-1080

DESCRIPTION

Wrinkle black finish w/ highlighted cylinder fins

Wrinkle black finish w/o highlighted cylinder fins

DISCLAIMER: SEE PAGE 5 FOR IMPORTANT INFORMATION REGARDING CERTAIN WARRANTY AND EMISSION CONTROL REGULATION COMPLIANCE AND NOISE REGULATION INFORMATION.



128"/131" PISTON KITS FOR M-EIGHT

- Big bore 4,250" cylinders are required, cannot bore OEM cylinders to 4,250"
- Compatible with 4,500" stroke (128") or 4,625" stroke (131")
- Piston sets include wristpin, keepers and rings
- Sold in pairs

PART

FOR 17-22 M-EIGHT

0910-6522

0910-6523

0910-6522



DESCRIPTION

Pistons for 128" engine (0,010" bore)

Pistons for 131" engine (0,010" bore)



REPLACEMENT PISTON RINGS

- Available in standard and oversize versions
- Feature a moly top ring
- Reverse torsional taper face second ring and easy "spiral on" three-piece oil rings
- For the complete line of Hastings replacement piston rings, see page 615 of the 2022 Parts Europe FatBook

NOTE: Each PART # includes enough rings for two pistons, except where noted.



0912-0926

DESCRIPTION

FOR 04-22 XL 883CC EVOLUTION

Standard

MOLY

0912-0938¹

DESCRIPTION

FOR 88-03 XL 1200CC EVOLUTION

+0,040

MOLY

0912-0926

¹ 04-22 883 XL Evolution set includes enough rings for one piston only. Must order two sets for complete motor.



ROCKER SHAFT KITS

- Designed with strength in mind
- Over double the strength of factory shafts
- Precision ground from 4140HT steel
- Gas nitride and final surface treated
- Kits include the shafts and ARP bolts or shafts only
- Recommended for engines running higher lift camshafts and heavier valve spring pressures



0927-0044

0927-0043

PART

0927-0045

0927-0044

0927-0043

DESCRIPTION

For 01-16 Touring, 02-17 Softail and 01-17 Dyna models (includes four shafts and eight 5/16"-18 x 2 1/2" bolts)

For 99-00 Touring, 00-01 Softail and 99-00 Dyna models (includes four shafts and eight 5/16"-18 x 2 3/4" bolts)

For 99-17 Twin Cam models (includes four shafts only)



ANTI-ROTATION LIFTER PINS

- Excessive engine noise can be produced when there is excess clearance between the lifters and the anti-rotation pins
- New pins create a balanced and quieter engine with proper pin clearance
- Feuling recommends a max clearance of 0,002-0,003
- Sold as 2-pk.

PART

DESCRIPTION

FOR 99-17 TWIN CAM MOTORS

0929-0088 Stock replacement standard diameter; repl. OEM #18535-99

0929-0089 +0.002 oversized diameter



SHORT SUMP PLUGS

- A common issue with both Twin Cam and M-Eight engines (more common with M-Eight) is the sump plug can block off the internal scavenge (return) pick up port
- By using a shorter plug, we eliminate the possibility of the plug blocking off this cross port
- The further the bottom plug installs into the case, the more of the scavenge cross port is blocked off
- Fuel plug is 0,265" tall vs. OEM 0,465"

PART

DESCRIPTION

FOR 17-22 M-EIGHT, 99-17 TWIN CAM MOTORS

0950-0990 Short sump plug (ea.)

0950-0991 Short sump plugs (6-pk.)



DISCLAIMER: SEE PAGE 5 FOR IMPORTANT INFORMATION REGARDING CERTAIN WARRANTY AND EMISSION CONTROL REGULATION COMPLIANCE AND NOISE REGULATION INFORMATION.

WINDSHIELDS & FAIRINGS

SADDLEBAGS & LUGGAGE

SEATS & SISSY BARS

EXHAUST

FUEL/AIR SYSTEMS

ENGINE

TRANSMISSION, CLUTCH LINE & DRIVELINE

GASKETS & SEALS

ELECTRICAL

LIGHTING & LICENSE PLATES

HANDLEBARS, CONTROLS & MIRRORS

CABLES

BRAKES & BRAKE LINES

TANKS & OIL FILTERS

DASHES & GAUGES

FRAMES & SUSPENSION

FENDERS

FOOTRESTS & FLOORBOARDS

WHEELS & AXLES

COVERS, LOCKS & GENERAL

AUDIO, COMMUNICATION & MOUNTS

WINDSHIELDS
& FAIRINGSSADDLEBAGS
& LUGGAGESEATS &
SISSY BARS

EXHAUST

FUEL/AIR
SYSTEMS

ENGINE

TRANSMISSION,
CLUTCH LINE
& DRIVELINEGASKETS
& SEALS

ELECTRICAL

LIGHTING
& LICENSE
PLATESHANDLEBARS,
CONTROLS
& MIRRORS

CABLES

BRAKES &
BRAKE LINESTANKS &
OIL FILTERSDASHES
& GAUGESFRAMES &
SUSPENSION

FENDERS

FOOTRESTS &
FLOORBOARDSWHEELS
& AXLESCOVERS,
LOCKS &
GENERALAUDIO,
COMMUNICATION
& MOUNTS**PUSHROD TUBE COVER KIT**

- Chromed stainless steel pushrod cover kit
- Includes upper and lower tubes, clips, cups, washers and O-rings
- One kit will do a complete engine
- Measure 107,4 mm L (4,250"), can be trimmed to required length



PART #	DESCRIPTION
0928-0122	For 17-22 M-Eight, 99-17 Twin Cam (custom fit)

**PUSHROD COVER KEEPERS**


- Chromed steel pushrod cover keeper set
- Measure 55,5 mm L (2,200")
- Sold in sets of four



PART #	DESCRIPTION
0928-0121	For 17-22 M-Eight

**RACE SERIES OILING SYSTEM/
CAMCHEST FRESHEN UP KIT
FOR TWIN CAM**

- Freshen up camchest and oiling system on late model Twin Cam engines
- Kit uses existing camshafts or allows purchase of preferred cam selection while upgrading camchest with a new Race Series high volume oil pump, High Flow camplate, Race Series full travel lifters, billet tensioner housings, tensioner pads, cam/crank sprockets, sprocket alignment spacers, cam chains, cam bearings, hardware, gaskets and O-rings




NOTE: Designed for use with 07-17 chain drive camshafts.
See Feuling camshaft selection: PART #0925-0427 (525 Grind),
PART #0925-0673 (543 Grind), PART #0925-0430 (574 Grind),
PART #0925-0677 (594 Grind) and PART #0925-0433 (630 Grind).

PART #	DESCRIPTION
0932-0296	For all 07-17 Twin Cam and 06 Dyna

**HP+ OILING SYSTEM/CAMCHEST
FRESHEN UP KIT FOR TWIN CAM**

- Freshen up camchest and oiling system on late model Twin Cam engines
- Kit uses existing camshafts or allows purchase of preferred cam selection while upgrading camchest with a new HP+ high volume oil pump, High Flow camplate, HP+ lifters, billet tensioner housings, tensioner pads, cam/crank sprockets, sprocket alignment spacers, cam chains, cam bearings, hardware, gaskets and O-rings



NOTE: Designed for use with 07-17 chain drive camshafts.
See Feuling camshaft selection: PART #0925-0427 (525 Grind),
PART #0925-0673 (543 Grind), PART #0925-0430 (574 Grind),
PART #0925-0677 (594 Grind) and PART #0925-0433 (630 Grind).

PART #	DESCRIPTION
0932-0295	For all 07-17 Twin Cam and 06 Dyna

DISCLAIMER: SEE PAGE 5 FOR IMPORTANT INFORMATION REGARDING CERTAIN WARRANTY AND EMISSION CONTROL REGULATION COMPLIANCE AND NOISE REGULATION INFORMATION.



VALVE COVERS

- CNC-machined billet aluminum
- Sold in pairs
- See page 697 of the 2022 Parts Europe FatBook for additional valve cover styles

PART #	DESCRIPTION
FOR 17-22 M-EIGHT MODELS	
0940-2051	Black, smooth
0940-2052	Chrome, smooth
0940-2053	Black, diamondback
0940-2054	Chrome, diamondback



DIAMONDBACK POINTS COVERS

- CNC-machined from billet aluminum
- See page 703 of the 2022 Parts Europe FatBook for additional points cover style

PART #	DESCRIPTION
FOR 17-22 M-EIGHT MODELS	
0940-2057	Black
0940-2058	Chrome
FOR 99-16 TWIN CAM	
0940-2055	Black
0940-2056	Chrome



TIMING COVERS

- Carbon fiber construction
- Matte and gloss black finishes

PART #	DESCRIPTION
FOR 17-22 M-EIGHT	
0940-2029	Gloss finish



CAMSHAFT COVERS

- Covers with 3D optics are self-adhesive and are glued to the original silver camshaft covers on the left side of the engine
- Includes a complete set (4 pcs.) camshaft covers, black, glossy with logo

PART #	DESCRIPTION
0940-2041	For 02-17 V-Rod models



POINTS COVERS

- Milled from high-quality aluminum on the most modern 5-axis machining centers
- Anodized black and comes with the Cult-Werk logo
- The optics and the design are then milled into the finished anodized part on the most modern 5-axis machining centers
- Easily exchanged for the original part and thus greatly enhances your Harley

PART #	DESCRIPTION
0940-2045	For 17-22 M-Eight
0940-2046	For 99-17 Twin Cam

0940-2030



PART #	DESCRIPTION
FOR 17-22 M-EIGHT (CONT)	
0940-2030	Matte finish

DISCLAIMER: SEE PAGE 5 FOR IMPORTANT INFORMATION REGARDING CERTAIN WARRANTY AND EMISSION CONTROL REGULATION COMPLIANCE AND NOISE REGULATION INFORMATION.

WINDSHIELDS & FAIRINGS

SADDLEBAGS & LUGGAGE

SEATS & SISSY BARS

EXHAUST

FUEL/AIR SYSTEMS

ENGINE

TRANSMISSION, CLUTCH LINE & DRIVELINE

GASKETS & SEALS

ELECTRICAL

LIGHTING & LICENSE PLATES

HANDLEBARS, CONTROLS & MIRRORS

CABLES

BRAKES & BRAKE LINES

TANKS & OIL FILTERS

DASHES & GAUGES

FRAMES & SUSPENSION

FENDERS

FOOTRESTS & FLOORBOARDS

WHEELS & AXLES

COVERS, LOCKS & GENERAL

AUDIO, COMMUNICATION & MOUNTS

WINDSHIELDS
& FAIRINGSSADDLEBAGS
& LUGGAGESEATS &
SISSY BARS

EXHAUST

FUEL/AIR
SYSTEMS

ENGINE

TRANSMISSION,
CLUTCH LINE
& DRIVE LINEGASKETS
& SEALS

ELECTRICAL

LIGHTING
& LICENSE
PLATESHANDLEBARS,
CONTROLS
& MIRRORS

CABLES

BRAKES &
BRAKE LINESTANKS &
OIL FILTERSDASHES
& GAUGESFRAMES &
SUSPENSION

FENDERS

FOOTRESTS &
FLOORBOARDSWHEELS
& AXLESCOVERS,
LOCKS &
GENERALAUDIO,
COMMUNICATION
& MOUNTS

DIAMONDBACK TRANSMISSION TOP COVERS

- CNC-machined from billet aluminum
- See page 724 of the 2022 Parts Europe FatBook for more transmission top cover styles

PART #	DESCRIPTION
FOR 17-22 FLHT/FLHR/FLHX/FLTRX/FLTRU/H-D FL TRIKE	
1105-0267	Black
1105-0268	Chrome
FOR 07-16 FLHT/FLHR/FLHX/FLTR, 09-16 H-D FL TRIKE, 07-17 FXST/FLST, 06-17 DYNA	
1105-0265	Black
1105-0266	Chrome



1105-0267



1105-0266



1107-0703



1107-0702



1107-0697



1107-0700



DERBY COVERS

- CNC-machined billet aluminum
- 5-bolt pattern
- See page 732 of the 2022 Parts Europe FatBook for additional derby cover styles

PART #	DESCRIPTION
FOR 17-22 DRESSERS, 16-21 H-D FL TRIKE, 15 FLHTCUL/FLHTKL	
1107-0703	Black, diamondback
1107-0704	Chrome, diamondback
FOR 99-18 BIG TWIN (EXCEPT 18 FLSB, 16-18 DRESSERS, 15 FLHTCUL/FLHTKL)	
1107-0701	Black, diamondback
1107-0702	Chrome, diamondback
FOR 18 FLSB, 19-22 SOFTAIL, AND 18 SOFTAIL MODELS WITH NARROW PROFILE PRIMARY COVER	
1107-0697	Black, dimpled
1107-0698	Chrome, dimpled
1107-0699	Black, diamondback
1107-0700	Chrome, diamondback



0940-2042



0940-2044



DERBY COVERS

- Milled and lasered from high-quality aluminum on the most modern 5-axis machining centers
- Black anodized finish with milled and lasered accents
- Can easily be exchanged for the original part and thus greatly enhances your Harley

PART #	DESCRIPTION	PART #	DESCRIPTION	PART #	DESCRIPTION
0940-2042	For 18-22 Dresser models	0940-2043	For 19-22 Softail models	0940-2044	For 02-17 V-Rod models

Joker

MACHINE

BILLET DERBY COVERS

- Available in a variety of designs
- Include mounting hardware
- See page 732 of the 2022 Parts Europe FatBook for more styles of Joker Machine billet derby covers

PART

FOR 19-22 SOFTAIL MODELS

1107-0705

1107-0706

1107-0707

1107-0708

1107-0709

DESCRIPTION

Finned, black anodized

Finned, black anodized/silver

Finned, chrome

Smooth, black anodized

Smooth, chrome



CHAIN BLOCK ADJUSTERS

- Replaces the stock chain adjusters
- Made of 6061-T6 aluminum
- Captures the nut on the left-hand side
- Hard anodized in stealth gray finish



PART

1231-1568

DESCRIPTION

For 21-22 Pan America RA1250/1250S models



CLUTCH KIT

- Complete performance kit includes carbon fiber friction plates, tempered steel plates and a set of heavy-duty springs



PART

1131-3845

DESCRIPTION

For 21-22 Pan America RA1250/1250S, RH1250S Sportster S



REPLACEMENT CLUTCH PLATE SET

- 17-plate set (2 steel backing plates, 8 steel plates and 7 fiber plates)
- Made in the U.S.A.

PART

1131-3842

DESCRIPTION

For BDL Competitor clutches PART #s 1130-0255 and 1130-0256

WINDSHIELDS
& FAIRINGSSADDLEBAGS
& LUGGAGESEATS &
SISSY BARS

EXHAUST

FUEL/AIR
SYSTEMS

ENGINE

TRANSMISSION,
CLUTCH LINE
& DRIVELINEGASKETS
& SEALS

ELECTRICAL

LIGHTING
& LICENSE
PLATESHANDLEBARS,
CONTROLS
& MIRRORS

CABLES

BRAKES &
BRAKE LINESTANKS &
OIL FILTERSDASHES
& GAUGESFRAMES &
SUSPENSION

FENDERS

FOOTRESTS &
FLOORBOARDSWHEELS
& AXLESCOVERS,
LOCKS &
GENERALAUDIO,
COMMUNICATION
& MOUNTS

WINDSHIELDS
& FAIRINGSSADDLEBAGS
& LUGGAGESEATS &
SISSY BARS

EXHAUST

FUEL/AIR
SYSTEMS

ENGINE

TRANSMISSION,
CLUTCH LINE
& DRIVELINEGASKETS
& SEALS

ELECTRICAL

LIGHTING
& LICENSE
PLATESHANDLEBARS,
CONTROLS
& MIRRORS

CABLES

BRAKES &
BRAKE LINESTANKS &
OIL FILTERSDASHES
& GAUGESFRAMES &
SUSPENSION

FENDERS

FOOTRESTS &
FLOORBOARDSWHEELS
& AXLESCOVERS,
LOCKS &
GENERALAUDIO,
COMMUNICATION
& MOUNTS**BILLET CLUTCH BASKET**

- For chain-drive models
- Tough billet aluminum construction is stronger than OEM basket
- Anodized gray/ green finish
- Includes mounting hardware for OEM sprocket

NOTE: Hardware to drill OEM ring gear included. 2017-2022 models require use of 2011-2017 bearings.

PART #	DESCRIPTION
1201-0878	For 06-22 Big Twin models

**CLUTCH HUB BEARING**

- High-quality replacement component
- Sold each
- See page 764 of the 2022 Parts Europe FatBook for the full line of Eastern Motorcycle Parts clutch hub bearings

PART #	DESCRIPTION
1132-1628	For 17-21 M-Eight; repl. OEM #37000168



MÜLLER MOTORCYCLE AG

HYDRO CLUTCH

- "Easy Clutch" designed for V-Rod models with hydraulic clutches
- Better clutch response
- Zero maintenance
- Easy and invisible mounting
- Made in Germany

NOTE: Registered Design # 202018107185.

PART #	DESCRIPTION
1130-0661	For 02-16 V-Rod models

**HYDRAULIC CLUTCH ACTUATOR COVERS**

- CNC-machined from billet aluminum
- Direct bolt-on replacement for the stock cover
- Available in a Diamondback style
- See page 768 of the 2022 Parts Europe FatBook for additional hydraulic clutch actuator cover styles

PART #	DESCRIPTION
FOR 17-20 FLHT/FLHR/FLHX/FLTRX MODELS	
1105-0263	Black
1105-0264	Chrome



1105-0263



1105-0264

1105-0261



1105-0262

**SLYFOX**
AMERICAN MADE MOTORCYCLE PARTS**HYDRAULIC CLUTCH ACTUATOR COVERS**

- Carbon fiber construction
- Available with a gloss or matte finish
- Direct bolt-on replacement

PART #	DESCRIPTION
FOR 17-20 FLHT/FLHR/FLHX/FLTRX MODELS	
1105-0261	Gloss finish
1105-0262	Matte finish



SPEEDLINER SHIFTER RODS

- CNC-machined from billet aluminum
- Features specially designed spherical bearings hydraulically pressed in for an ultra-clean look, eliminating the need for heim joints and obtaining factory function

• Please see page 777 of the 2022 Europe FatBook for the entire line of Arlen Ness Shifter Rods

PART

DESCRIPTION

FOR 99-22 FLT/FLHT/FLHR/FLHX/FLTR/FLTRX/FLTRU/FLTRK AND 00-17 FXST/FLST/FXS/FLS

1601-0555

Black anodized

1601-0556

Chrome



GEAR LEVER

- Modern, two-piece design and constructed with CNC-milled aluminum
- Spring mechanism enables lever to be folded down and protects it in case of a crash
- Can be adjusted 1 cm, 2 cm or 3 cm beyond the original position
- Scratch resistant



FOLDING SHIFT LEVER

- Folding tip retracts in the event of a fall
- Adjustable reach fore and aft
- Mounting tab for quickshifter
- Main shift lever made of 2024 aluminum that can be bent back into place
- Hard anodized finish
- Sold each

PART

DESCRIPTION

1602-1420

For 21-22 Pan America RA1250/1250S

PART

DESCRIPTION

1602-1446

For 21-22 Pan America RA1250/1250S models



OUTER SHIFT LEVERS

- CNC-machined billet aluminum
- Available in Ripper style
- See page 786 of the 2022 Parts Europe FatBook for an additional outer shift lever style

PART

DESCRIPTION

FOR 99-22 FLT/FLHT/FLHR/FLTR/FLTRU/FLTRX/FLHX AND 00-17 FXST/FLST MODELS

1602-1466

Black

1602-1467

Chrome

1602-1466



1602-1467



EZ SHIFT INNER ARM LEVERS

- Improves shifting leverage by 25%, making it easier to shift gears and find neutral
- Reduces force required to move the shift peg from 13 ft/lb to 10 ft/lb
- Includes hardware

PART

DESCRIPTION

FOR 99-22 FLHT/FLHR/FLHX/FLTR/FLTRU/FLTRK/FLTRX, 09-13 H-D FL TRIKE AND 00-17 FLST

1602-1444

Black

1602-1445

Chrome



1602-1444



1602-1445

WINDSHIELDS
& FAIRINGS

SADDLEBAGS
& LUGGAGE

SEATS &
SISSY BARS

EXHAUST

FUEL/AIR
SYSTEMS

ENGINE

TRANSMISSION,
CLUTCH LINE
& DRIVELINE

GASKETS
& SEALS

ELECTRICAL

LIGHTING
& LICENSE
PLATES

HANDLEBARS,
CONTROLS
& MIRRORS

CABLES

BRAKES &
BRAKE LINES

TANKS &
OIL FILTERS

DASHES
& GAUGES

FRAMES &
SUSPENSION

FENDERS

FOOTRESTS &
FLOORBOARDS

WHEELS
& AXLES

COVERS,
LOCKS &
GENERAL

AUDIO,
COMMUNICATION
& MOUNTS

WINDSHIELDS
& FAIRINGSSADDLEBAGS
& LUGGAGESEATS &
SISSY BARS

EXHAUST

FUEL/AIR
SYSTEMS

ENGINE

TRANSMISSION,
CLUTCH LINE
& DRIVELINEGASKETS
& SEALS

ELECTRICAL

LIGHTING
& LICENSE
PLATESHANDLEBARS,
CONTROLS
& MIRRORS

CABLES

BRAKES &
BRAKE LINESTANKS &
OIL FILTERSDASHES
& GAUGESFRAMES &
SUSPENSION

FENDERS

FOOTRESTS &
FLOORBOARDSWHEELS
& AXLESCOVERS,
LOCKS &
GENERALAUDIO,
COMMUNICATION
& MOUNTS**HEEL SHIFT ELIMINATORS**

- CNC-machined from billet aluminum
- Used when eliminating the rear (heel) shift lever
- Available in smooth style
- See page 783 of the 2022 Parts Europe FatBook for additional heel shift eliminator styles

PART #**FOR 99-22 FLHT/FLHR/FLHX/FLTR/FLTRU/FLTRK, H-D FL TRIKE AND 00-06 FLST****1602-1464****1602-1465****DESCRIPTION**

Black

Chrome

**1602-1464****1602-1465**

FIGURATI DESIGNS

HEEL-TOE SHIFTER COVER**1602-1459****1602-1460****1602-1461****1602-1462**

- 316F stainless steel
- Conceals the splined end of the shifter shaft
- Includes 1 setscrew with anti-vibration nylon glue and hex wrench

NOTE: Installation requires removal of heel shift lever.

FOR 99-22 TOURING AND H-D TRIKE MODELS, 00-17 SOFTTAILS**PART #****1602-1449****1602-1450****1602-1451****1602-1452****1602-1453****1602-1454****1602-1455****1602-1456****1602-1457****1602-1458****1602-1459****1602-1460****1602-1461****1602-1462****DESCRIPTION**

Stainless steel w/ Figurati Designs logo

Black w/ Figurati Designs logo

Stainless steel w/ American flag skull

Black w/ American flag skull

Stainless steel w/ contrast cut American flag skull

Black w/ contrast cut American flag skull

Stainless steel w/ Don't Tread On Me

Black w/ Don't Tread On Me

Stainless steel w/ cross

Black w/ cross

Stainless steel w/ POW MIA

Black w/ POW MIA

Stainless steel smooth

Black smooth



REPLACEMENT BELT

PART #	# OF TEETH	TOOTH SIZE	WIDTH	DRAW FITMENT
1204-0244	138	8mm	2"	For Primo Brute III system #2404-0018



1210-2663



1210-2671



1210-2670



1210-2669



1210-2666



CHAIN DRIVE CONVERSION KITS

- Converts stock belt drive to chain drive
- Reuses existing cush drive isolator
- Kits include aluminum sprocket hub adapter plate/spacer/bearing assembly, 24-tooth steel front sprocket, 51-tooth steel rear sprocket and installation hardware
- PART #s 1210-2664 and 1210-2665 feature a 24-tooth $\frac{3}{4}$ " offset on the front sprocket
- PART #s 1210-2662 and 1210-2663 feature a 24-tooth standard front sprocket
- Replacement components are also available; sold separately

PART #	DESCRIPTION
FOR 17-22 FLHT/FLHR/FLHX/FLTRX/FLTRU/FLTRK MODELS W/ CUSH DRIVE	
1210-2664	Chain drive conversion kit, chrome
1210-2665	Chain drive conversion kit, black
FOR 09-16 FLHT/FLHR/FLHX/FLTRX/FLTRU/FLTRK MODELS W/ CUSH DRIVE	
1210-2662	Chain drive conversion kit, chrome
1210-2663	Chain drive conversion kit, black
REPL. COMPONENTS	
1210-2671	24-tooth $\frac{3}{4}$ " offset front sprocket (17-22)
1210-2670	24-tooth front sprocket (09-16)
1210-2668	51-tooth rear sprocket, chrome (09-22)
1210-2669	51-tooth rear sprocket, black (09-22)
1210-2666	Sprocket hub adapter plate/spacer/bearing assembly, chrome (09-22)
1210-2667	Sprocket hub adapter plate/spacer/bearing assembly, black (09-22)

WINDSHIELDS & FAIRINGS

SADDLEBAGS & LUGGAGE

SEATS & Sissy BARS

EXHAUST

FUEL/AIR SYSTEMS

ENGINE

TRANSMISSION, CLUTCH LINE & DRIVELINE

GASKETS & SEALS

ELECTRICAL

LIGHTING & LICENSE PLATES

HANDLEBARS, CONTROLS & MIRRORS

CABLES

BRAKES & BRAKE LINES

TANKS & OIL FILTERS

DASHES & GAUGES

FRAMES & SUSPENSION

FENDERS

FOOTRESTS & FLOORBOARDS

WHEELS & AXLES

COVERS, LOCKS & GENERAL

AUDIO, COMMUNICATION & MOUNTS

WINDSHIELDS
& FAIRINGSSADDLEBAGS
& LUGGAGESEATS &
SISSY BARS

EXHAUST

FUEL/AIR
SYSTEMS

ENGINE

TRANSMISSION,
CLUTCH LINE
& DRIVELINEGASKETS
& SEALS

ELECTRICAL

LIGHTING
& LICENSE
PLATESHANDLEBARS,
CONTROLS
& MIRRORS

CABLES

BRAKES &
BRAKE LINESTANKS &
OIL FILTERSDASHES
& GAUGESFRAMES &
SUSPENSION

FENDERS

FOOTRESTS &
FLOORBOARDSWHEELS
& AXLESCOVERS,
LOCKS &
GENERALAUDIO,
COMMUNICATION
& MOUNTS**CHAIN GUARD**

- Billet aluminum guard deflects rocks and shields the drive system from impacts which would derail the chain
- Constructed of 6061-T6 aluminum and reinforced between the tabs
- Hard anodized stealth gray finish

PART #

1202-0166

DESCRIPTION

For 21-22 Pan America RA1250/1250S models



1202-0168

1202-0169

**BELT GUARDS**

- All bores and millings are milled on the most modern 5-axis CNC-machining centers and then the part is powdercoated black
- The belt protection gives your Harley a sportier and more subtle look than the original part thanks to the milled elements

PART #

1202-0168

1202-0169

1202-0170

1202-0172

1202-0173

DESCRIPTION

For 07-17 FXD/FXDWG/FLD models

For 18-22 Softail models (except FXDR/FXDRS)

For 13-17 FXSB

For 86-01 XL 883/1200 (long)

For 86-01 XL 883/1200 (short)



1202-0172

**BELT GUARD**

- Made of steel with black powdercoat finish
- New stainless steel hardware included
- Very easy installation

PART #

1202-0167

DESCRIPTION

For 21-22 RH1250 S/Sportster S



IGNITION COIL HOLDER

- Moves the ignition coil from the steering head to under the tank, creating a very clean look and clearing the view of the valve cover
- Super cool look and nothing needs to be changed on the cables
- Made from high-quality steel
- Easiest assembly as only 4 screws
- All bores and millings are milled and lasered on state-of-the-art 5-axis CNC-machining centers
- Black powdercoated



PART #	DESCRIPTION
2102-0441	For 06-21 XL 883/1200 models



PART #	DESCRIPTION
2102-0440	For 21-22 Pan America RA1250/1250S models



IGNITION COIL GUARD

- Protects the ignition coil in the event of a tip over
- Made from 6061-T6 aluminum
- Hard anodized in stealth gray finish
- Easy installation



CRANKSHAFT SENSOR

- Advanced circuitry provides immunity from EMI, such as stray electromagnetic fields, power spikes and static electricity
- Meets ISO standards
- Fluorocarbon rubber oil seal ensures a secure fit
- Sealed construction withstands extreme conditions



PART #	DESCRIPTION
1022-0274	For 04-16 FLHT/FLHR/FLHX/FLTR, 01-17 FXS/FXST/FXSB/FLS/FLST, 06-17 FXD/FXDWG, 06-09,13-21 XL (except 21 Sportster S/RH1250S); repl. OEM #32707-01C



CYLINDER HEAD TEMP SENSOR

- Electronic engine management sensor found on the cylinder head
- Measures the temperature of the cylinder head
- Data is then sent to the ECU to calculate timing and fuel ratio for the engine
- Like all sensors, they can fail over time and this may cause long cranking time, decrease in power, acceleration and fuel economy

PART #	DESCRIPTION
2212-0861	For 99-17 Twin Cam; repl. OEM #32446-99



ALTERNATOR ROTOR

- Features encapsulated magnets in a reinforced steel shell
- Direct OEM replacement
- See page 870 of the 2022 Parts Europe FatBook for the full line of Drag Specialties alternator rotors

PART #	DESCRIPTION
2112-0333	For 07-10 FLHT/FLHR/FLHX/FLTR, 07-11 FXST/FLST (except FXCW/C), 07-11 FXD/FXDWG, (50 amp); repl. OEM #40356-07



DISCLAIMER: SEE PAGE 5 FOR IMPORTANT INFORMATION REGARDING CERTAIN WARRANTY AND EMISSION CONTROL REGULATION COMPLIANCE AND NOISE REGULATION INFORMATION.

WINDSHIELDS & FAIRINGS

SADDLEBAGS & LUGGAGE

SEATS & SISSY BARS

EXHAUST

FUEL/AIR SYSTEMS

ENGINE

TRANSMISSION, CLUTCH LINE & DRIVELINE

GASKETS & SEALS

ELECTRICAL

LIGHTING & LICENSE PLATES

HANDLEBARS, CONTROLS & MIRRORS

CABLES

BRAKES & BRAKE LINES

TANKS & OIL FILTERS

DASHES & GAUGES

FRAMES & SUSPENSION

FENDERS

FOOTRESTS & FLOORBOARDS

WHEELS & AXLES

COVERS, LOCKS & GENERAL

AUDIO, COMMUNICATION & MOUNTS



REGULATOR/RECTIFIERS

- All regulator/rectifiers are new and built to OEM specifications for a high-quality, cost-effective replacement
- These direct replacement pieces come with the factory plug ends for an easy install
- Hot Shot Series regulator/rectifiers are a high-performance, heavy-duty version made with a special Mosfet technology for cooler running
- See page 874 of the 2022 Parts Europe FatBook for the entire line of Rick's Motorsport Regulators/Rectifiers

PART #	DESCRIPTION
2112-1671	For 17-22 FLHT/FLHR/FLTR/FLHX; repl. OEM #74700025
2112-1665	For 09-16 FLHT/FLHR/FLTR/FLHX; repl. OEM #74505-09
2112-1669	For 14-16 CVO models; repl. OEM #74700021
2112-1655	For 06-08 FLHT/FLHR/FLTR/FLHX; repl. OEM #74505-06
2112-1654	For 04-05 FLHT/FLHR/FLTR; repl. OEM #74505-04
2112-1653	For 02-03 FLHT/FLHR/FLTR; repl. OEM #74505-02
2112-1656	For 99-01 FLHT/FLHR/FLTR; repl. OEM #74505-97A
2112-1670	For 18-21 Softail models; repl. OEM #74700031
2112-1664	For 11-17 FXST/FLST; repl. OEM #74540-08, 74540-11
2112-1667	For 01-06 FXST/FLST/FXSTD; repl. OEM #74540-01
2112-1657	For 00 FXST/FLST; repl. OEM #74512-00



2112-1671

2112-1629

PART #	DESCRIPTION
2112-1663	For 04-05 Dyna; repl. OEM #74631-04
2112-1668	For 09-13 XL; repl. OEM #74711-08
2112-1660	For 04-06 XL; repl. OEM #74523-04
2112-1659	For 94-99 XL; repl. OEM #74519-88/74519-88A
2112-1629¹	
2112-1662	For 92-93 XL; repl. OEM #74523-92A
2112-1661	For 88-90 XL; repl. OEM #74523-84/74523-84A
2112-1658	For 86 XL; repl. OEM #74516-86
2112-1666	For 08-17 V-Rod; repl. OEM #74440-08

¹ Hot Shot Series

YUASA BATTERY

YUMICRON 12V BATTERY

- The most powerful lead-acid battery of its size
- Appears as original equipment on more and more big bikes
- Shipped dry
- Made in Taiwan
- See page 881 of the 2022 Parts Europe FatBook for the entire line of Yuasa Yumicron 12V batteries

PART #	DESCRIPTION
2113-0896	For 86-96 XL/XLH



PART #	YUASA REFERENCE	CAPACITY AH (10H-R)	REGULAR CHARGE CURRENT (AMP)	LENGTH	WIDTH	HEIGHT	APPROX. WEIGHT W/ OUT ACID	TERMINAL CONFIGURATION
2113-0896	YB16-B	19	1,9	175 mm (6 7/8")	100 mm (4")	155 mm (6 1/8")	4,7 kg (10,5 lb)	+ -



POWER BOX

- The Power Box makes life easier for all
- It is a compact and powerful battery that can be put inside any motorcycle trunk, glove box, adventurer backpack or student bag
- It ensures you can always start your vehicles and charge your mobile devices
- The LED flashlight function provides three blinking modes with SOS, strobe and normal constant light
- All of these features make the Power Box a perfect backup power solution to keep close anytime
- 12000 mAh Lithium-Ion battery
- Smart cables, very safe
- Jump starts twenty times before recharge



- Jump start gas engines up to 5 liter - 5000cc and diesel engines up to 2,5 liter - 2500cc
- USB power supply: 5V 2.1A for mobile devices and 12V 10A for vehicles
- Rechargeable with cigar plug or electric charge
- 170 mm L x 82 mm W x 32 mm H

PART #	DESCRIPTION
2113-0806	Power Box

BA 10 AUTOMATIC BATTERY CHARGER/MAINTAINER

- Ideal for maintenance 6V/12V - 1
- Three level charge controlled
- 6V/12V voltage output selection (switch)
- Internal overheat protection
- Corrosion-resistant output connector
- Output clamps and fused ring terminals provided
- Designed for batteries up to 20Ah

PART #	DESCRIPTION
3807-0464	Battery charger/maintainer



DISCLAIMER: SEE PAGE 5 FOR IMPORTANT INFORMATION REGARDING CERTAIN WARRANTY AND EMISSION CONTROL REGULATION COMPLIANCE AND NOISE REGULATION INFORMATION.

**MAGNUM ELECTRIC HORN SET**

- Featuring an output of 118 dB, these are the loudest electric horns you can buy
 - Direct replacement for most 12V electric horns
 - Horn set includes two horns (one high and one low tone), mounting brackets and installation instructions
 - Horns measure 76 mm x 76 mm x 76 mm (3" x 3" x 3") each
 - Uses the stock horn button; bolt-on, plug-in installation
 - See page 889 of the 2022 Parts Europe FatBook for the entire line of Rivco Magnum electric horn sets and installation hardware kits
- NOTE:** The use of a 30A relay is recommended with Horn set (not included with the horn set but included in each wiring/mounting kit) to achieve maximum volume and protect the stock electrical system.



PART #	DESCRIPTION
2107-0322	For 99-22 FLT/FLHR/FLHT/FLHX/FLTR/FLTRU/FLTRK/FLTRX and H-D FL Trike (mounts one horn in original location and one near left foot peg)

**BILLET ALUMINUM HORNS**

- CNC-machined from billet aluminum
- Includes 12V 3-amp horn
- Horn rating of 90-105 dB
- Available in Diamondback style
- Sold each
- Made in the U.S.A.
- See page 890 of the 2022 Parts Europe FatBook for additional billet aluminum horns



PART #	DESCRIPTION
FOR 99-22 H-D MODELS WITH "COWBELL" STYLE HORN COVER	
2107-0325	Black
2107-0326	Chrome

**HORN COVERS**

- Carbon fiber construction
- Matte or gloss finish
- Fits the OEM horn
- Mounts to existing hardware

PART #	DESCRIPTION
FOR 99-22 FLT/FLHT/FLHR/FLHX/FLTR/FLTRX/FLTRU/FLTRK MODELS	
2107-0317	Gloss finish
2107-0318	Matte finish

**CIRCUIT BREAKER CLIPS**

- Measures 102 mm L x 75,5 mm W x 19 mm H (4" L x 3.13" W x 0.79" H)
- Sold each to consumer; sold in 10-pk. to dealer

PART #	DESCRIPTION
2130-0312	For 86-87 XL and 96-02 Buell; repl. OEM# 9952



DISCLAIMER: SEE PAGE 5 FOR IMPORTANT INFORMATION REGARDING CERTAIN WARRANTY AND EMISSION CONTROL REGULATION COMPLIANCE AND NOISE REGULATION INFORMATION.

WINDSHIELDS
& FAIRINGSSADDLEBAGS
& LUGGAGESEATS &
SISSY BARS

EXHAUST

FUEL/AIR
SYSTEMS

ENGINE

TRANSMISSION,
CLUTCH LINE
& DRIVELINEGASKETS
& SEALS

ELECTRICAL

LIGHTING
& LICENSE
PLATESHANDLEBARS,
CONTROLS
& MIRRORS

CABLES

BRAKES &
BRAKE LINESTANKS &
OIL FILTERSDASHES
& GAUGESFRAMES &
SUSPENSION

FENDERS

FOOTRESTS &
FLOORBOARDSWHEELS
& AXLESCOVERS,
LOCKS &
GENERALAUDIO,
COMMUNICATION
& MOUNTS

WINDSHIELDS
& FAIRINGSSADDLEBAGS
& LUGGAGESEATS &
SISSY BARS

EXHAUST

FUEL/AIR
SYSTEMS

ENGINE

TRANSMISSION,
CLUTCH LINE
& DRIVELINEGASKETS
& SEALS

ELECTRICAL

LIGHTING
& LICENSE
PLATESHANDLEBARS,
CONTROLS
& MIRRORS

CABLES

BRAKES &
BRAKE LINESTANKS &
OIL FILTERSDASHES
& GAUGESFRAMES &
SUSPENSION

FENDERS

FOOTRESTS &
FLOORBOARDSWHEELS
& AXLESCOVERS,
LOCKS &
GENERALAUDIO,
COMMUNICATION
& MOUNTS

2106-0549



2106-0548



2106-0576



2106-0575

**IGNITION SWITCH KITS**

- High-quality OEM-style replacement switches
- 3 position switches
- XL switches include two keys

PART #	DESCRIPTION
2106-0549	For 03-06 FLHT/FLTR models; repl. OEM #71640-99
2106-0548	For 99-02 FLHT/FLTR models; repl. OEM #71526-93B

PART #	DESCRIPTION
2106-0576	For 07-11 XL; repl. OEM #s 48154-05A (switch and fork lock)
2106-0575	For 94-11 XL; repl. OEM #s 71441-94 (switch only)

**IGNITION SWITCH KNOB COVERS**

- CNC-machined from billet aluminum
- Fits over existing switch knob and securely attaches with two-sided tape (included)
- Available in Diamondback style
- Made in the U.S.A.
- See page 897 of the 2022 Parts Europe FatBook for additional ignition switch knob cover styles



2106-0584



2106-0585

PART #	DESCRIPTION
FOR 14-22 FLHT/FLTRX/FLTRU/FLTRK/FLHX/FLHTCUTG MODELS	
2106-0584	Black
2106-0585	Chrome



2120-1177



2120-1175



2120-1174

**THROTTLE-BY-WIRE EXTENSION KITS**

- Wires of pre-cut lengths are prepped to easily extend OEM wires when installing extended handlebars
- Color-matched wires include Molex terminals on each end

PART #	DESCRIPTION
FOR 08-13 FLHT/FLTR/FLHX/FLHR AND H-D FL TRIKE MODELS	
2120-1177	102 mm extension kit (4")
2120-1173	203 mm extension kit (8")
2120-1172	30,5 cm extension kit (12")
2120-1171	38 cm (extension kit 15")

**HANDLEBAR WIRING EXTENSION KITS**

- Wires of pre-cut lengths are prepped to easily extend OEM wires when installing extended handlebars
- Color-matched wires include OEM-style pins or connectors on each end

PART #	DESCRIPTION
FOR 14-22 FLHT/FLTR/FLHX/FLHR AND H-D FL TRIKE MODELS, 11-22 SOFTAIL MODELS, 12-17 DYNA MODELS AND 14-22 XL MODELS	
2120-1175	102 mm extension kit (4")
2120-1170	203 mm extension kit (8")
FOR 08-13 FLHT/FLTR/FLHX/FLHR AND H-D FL TRIKE MODELS	
2120-1176	30,5 cm extension kit (12")
2120-1174	38 cm extension kit (15")

DISCLAIMER: SEE PAGE 5 FOR IMPORTANT INFORMATION REGARDING CERTAIN WARRANTY AND EMISSION CONTROL REGULATION COMPLIANCE AND NOISE REGULATION INFORMATION.

**CONTOUR BILLET HANDLEBAR SWITCHES**

- 3-button right side housing includes high-quality switches with 91 cm (36") leads
- Retains blinkers, horn and high-beam switches
- Work exclusively with Performance Machine Contour hand controls
- Sold each

NOTE: Not compatible with 14-20 Dresser, 14-20 XL, 11-20 Softail or 12-17 Dyna models.

**PART #****0616-0096****DESCRIPTION**

3-button, chrome

DAYTONA**2130-0341****2130-0342****USB CHARGER TYPE-A**

- Dedicated 12VDC automotive device
- Output: 5V/2.4A
- Easily connect the wiring with the included brake switch branching wire (works with most switches)
- Clamp is compatible with handlebar diameters of 16mm-32mm

- Safe design with 3A fuse
- Overcurrent protection feature
- Reversed-connection protection feature

COMPONENTS

1 USB power supply body
1 Transformer
1 Glass tube fuse (3A)
1 Plastic base
1 Red extension wire (1200mm)

1 Brake switch branching wire (270mm)
1 Black Extension wire
1 Double side tape (12x12)
2 Cable tie (150mm)
1 Release-type cable tie

PART #**2130-0341****DESCRIPTION**

Type-A USB charger, single-port

PART #**2130-0342****DESCRIPTION**

Dual-port

USB CHARGER TYPE-C

- Dedicated 12VDC automotive device
- Thin design provides a sleek fit
- Output: 5V/3A, 9V/2A, 12V/1.5A
- Easily connects the wiring with the included brake switch branching wire
- Fits handlebars with diameters of 16mm-32mm
- Safe design with 5A fuse
- Overcurrent protection feature

**COMPONENTS**

1 USB power supply body
1 Transformer
1 Plastic base
1 Extension wire (Red, 1200mm)
1 Extension wire (Black, 800mm)

1 Brake switch branching wire (270mm)
1 Double sided tape (12 x 12mm)
1 Wire connector (Compatible wires: 18-14 AWG, 0.75-2 sq)
2 Cable ties (150mm)
1 release-type cable tie (150mm)
1 Glass tube fuse

PART #**2130-0339****DESCRIPTION**

TYPE-C USB charger

DISCLAIMER: SEE PAGE 5 FOR IMPORTANT INFORMATION REGARDING CERTAIN WARRANTY AND EMISSION CONTROL REGULATION COMPLIANCE AND NOISE REGULATION INFORMATION.

WINDSHIELDS
& FAIRINGSSADDLEBAGS
& LUGGAGESEATS &
SISSY BARS

EXHAUST

FUEL/AIR
SYSTEMS

ENGINE

TRANSMISSION,
CLUTCH LINE
& DRIVELINEGASKETS
& SEALS

ELECTRICAL

LIGHTING
& LICENSE
PLATESHANDLEBARS,
CONTROLS
& MIRRORS

CABLES

BRAKES &
BRAKE LINESTANKS &
OIL FILTERSDASHES
& GAUGESFRAMES &
SUSPENSION

FENDERS

FOOTRESTS &
FLOORBOARDSWHEELS
& AXLESCOVERS,
LOCKS &
GENERALAUDIO,
COMMUNICATION
& MOUNTS

DAYTONA**SLIM MOUNT USB**

- Dedicated 12VDC automotive device
- Thin body provides a sleek fit to your vehicle
- Works with most switches
- Clamp compatible with handlebar diameters of 22.2mm/25.4mm
- Safe design with 5A fuse
- Overcurrent protection feature
- Reversed-connection prevention feature
- Input DC12V
- Output 5V/3A, 9V/2A, 12V/1.5A
- Max Power 18W
- Supported USB Power Delivery (USB PD) 3.0

2130-0337**2130-0338****COMPONENTS**

1 USB power supply body

1 Transformer (USB PD 3.0 installed)

1 Screw (USB PD 3.0 installed)

1 Plastic spacer (22.2mm)

1 Red extension wire (1200mm)

1 Black extension wire (800mm)

1 Brake switch branching wire (270mm)

1 Wire connector (Compatible wires: 18-14 AWG, 0.75-2 sq)

2 Cable ties (150mm)

1 Glass tube fuse

PART #	DESCRIPTION
2130-0337	Single-port

PART #	DESCRIPTION
2130-0338	Dual-port

SLIM MOUNT USB TYPE-C

- Dedicated 12VDC automotive device
- Thin body provides a sleek fit to your vehicle
- Works with most switches
- Clamp compatible with handlebar diameters of 22.2mm/25.4mm.
- Safe design with 5A fuse
- Overcurrent protection feature
- Reversed-connection prevention feature
- Input DC12V
- Output 5V/3A, 9V/2A, 12V/1.5A
- Max Power 18W
- Supported USB Power Delivery (USB PD) 3.0

**COMPONENTS**

1 USB power supply body

1 Transformer (USB PD 3.0 installed)

1 Screw (USB PD 3.0 installed)

1 Plastic spacer (22.2mm)

1 Red extension wire (1200mm)

1 Black extension wire (800mm)

1 Brake switch branching wire (270mm)

1 Wire connector (Compatible wires: 18-14 AWG, 0.75-2 sq)

2 Cable ties (150mm)

1 Glass tube fuse

PART #	DESCRIPTION
2130-0340	TYPE-C slim mount USB charger, single port

2130-0343**USB CABLE**

- L-shaped
- Wire length 200mm
- 18W (5V/3A, 9V/2A, 12V/1.5A)

2130-0344

PART #	DESCRIPTION	PART #	DESCRIPTION	PART #	DESCRIPTION
2130-0343	Type-C/Type-C	2130-0344	Type-C/Lightning	2130-0345	Type-A/Type-C
				2130-0346	Type-A/Lightning

AFX**12V PLUG/ADAPTER**

- Adapts accessory outlet or cigarette lighter socket to female RCA plug connector for power

PART #	DESCRIPTION
2130-0053	12V plug/adapter



DISCLAIMER: SEE PAGE 5 FOR IMPORTANT INFORMATION REGARDING CERTAIN WARRANTY AND EMISSION CONTROL REGULATION COMPLIANCE AND NOISE REGULATION INFORMATION.



NRS HEADLIGHT KITS FOR FXSB

- Designed with the popular look of the Night Rod
- The headlight mask is made of high-quality ABS plastic; 100% fitting accuracy is a matter of course
- Available with a surface ready for painting or with a gloss black finish
- Kit includes our "Daymaker" LED headlight with the appearance of the V-Rod/Night Rod (must be soldered to the OE wiring harness)
- Kit also includes a CNC-lasered headlight bracket that lowers the headlight by approximately 30 mm to give an aggressive look and makes the bike look deeper and longer
- Speedometer remains in the original position
- No changes to the original cables are necessary
- All the holes required to attach the headlight kit are already there
- All changes are mounted on the original breakpoints, thus ensuring a firm and secure hold
- Like the original, the headlight can be adjusted via a slot in order to be able to optimally adjust the headlight range

FOR 13-17 FXSB

PART #	DESCRIPTION
NIGHT ROD-STYLE	
2001-2531	Paintable
2001-2532	Gloss black
CVO-STYLE	
2001-2533	Paintable

NIGHT ROD-STYLE HEADLIGHT KITS FOR SPORTSTER S

- Kit includes an LED headlight, headlight mask and mounting bracket that provide a V-Rod/Night Rod look
- Replaces the original narrow LED headlight
- Headlight mask is made of high-quality ABS plastic
- CNC-lasered headlight bracket carries the LED headlight and the mask
- Provides a more aggressive look - the bike looks deeper and longer
- The LED headlight must be soldered to the original wiring harness of the headlight
- All the holes needed to attach the mask are already there
- All changes are mounted on the original breakpoints, thus ensuring a firm and secure hold
- The headlight can be adjusted, just like the original
- Available with a gloss black finish or a surface ready for painting



PART #	DESCRIPTION
FOR 21-22 RH1250 S SPORTSTER S	
2001-2534	Gloss black
2001-2535	Paintable

18 CM (7") LED TOURING HEADLIGHT

- Features two high beam projector lenses and two low beam lenses
- The LEDs have a very long service life and are shock and vibration resistant
- Designed for simple installation; adapter plugs required for installation are included for plug-and-play installation on FLHX models
- Comes in black with clear glass
- Measures 176,5 mm x 176,5 mm x 98,3 mm
- Power: 20 / 40 watts; voltage: 10-100 V DC; lumen: 1350 lm/1770 lm
- E-Mark approved

NOTE: You may have to solder the headlight. The adapter will definitely fit FLHX models, because you can disconnect a main connector a little further back on the wiring harness to use our adapter.



PART #	DESCRIPTION
2001-2528	For 14-22 FLHX models and other Touring models with 18 mm (7") headlights

WINDSHIELDS
& FAIRINGS

SADDLEBAGS
& LUGGAGE

SEATS &
SISSY BARS

EXHAUST

FUEL/AIR
SYSTEMS

ENGINE

TRANSMISSION,
CLUTCH LINE
& DRIVELINE

GASKETS
& SEALS

ELECTRICAL

LIGHTING
& LICENSE
PLATES

HANDLEBARS,
CONTROLS
& MIRRORS

CABLES

BRAKES &
BRAKE LINES

TANKS &
OIL FILTERS

DASHES
& GAUGES

FRAMES &
SUSPENSION

FENDERS

FOOTRESTS &
FLOORBOARDS

WHEELS
& AXLES

COVERS,
LOCKS &
GENERAL

AUDIO,
COMMUNICATION
& MOUNTS

- WINDSHIELDS
& FAIRINGS
- SADDLEBAGS
& LUGGAGE
- SEATS &
SISSY BARS
- EXHAUST
- FUEL/AIR
SYSTEMS
- ENGINE
- TRANSMISSION,
CLUTCH LINE
& DRIVELINE
- GASKETS
& SEALS
- ELECTRICAL
- LIGHTING
& LICENSE
PLATES
- HANDLEBARS,
CONTROLS
& MIRRORS
- CABLES
- BRAKES &
BRAKE LINES
- TANKS &
OIL FILTERS
- DASHES
& GAUGES
- FRAMES &
SUSPENSION
- FENDERS
- FOOTRESTS &
FLOORBOARDS
- WHEELS
& AXLES
- COVERS,
LOCKS &
GENERAL
- AUDIO,
COMMUNICATION
& MOUNTS



18 CM (7") HEADLIGHT

- 7" H4 headlight in matte black metal housing with prism reflector and clear lens for optimal light output
- Side speedometer bracket PART #2210-0622 (sold separately) must be used with Sportster models to create enough space for the significantly larger headlight
- Very easy and quick installation - simply swap it for the original headlight
- Includes 12V H4 60/55 W bulb and parking light
- Black with clear lens
- Overall diameter 205 mm and depth 120 mm; bracket dimensions: 20 x 32 x 60 mm.
- With ECE



PART #	DESCRIPTION
2001-2529	For Harley-Davidson models with a headlight attached to the lower fork clamp



2001-2481

PROGLOW 14,5 CM (5.75") LED HEADLAMP WITH COLOR-CHANGING HALO

- Smooth, built-in color changing halo
- Mounting ring included
- Durable polycarbonate lens in die-cast aluminum housing
- DOT/SAE compliant
- Plug-and-play H4 connector

NOTE: Requires ProGLOW™ Bluetooth Controller (PART #2050-0440; sold separately) and ProGLOW™ App download for control of color changing halo.

PART #	DESCRIPTION	PART #	DESCRIPTION
2001-2481	Black	2001-2482	Chrome



20012-482B



2001-2483

14,5 cm (5,75") LED HALO HEADLAMP

- Smooth built-in white halo
- Durable polycarbonate lens in die-cast aluminum housing
- DOT/ECE/SAE compliant
- H4 connector

PART #	DESCRIPTION	PART #	DESCRIPTION
2001-2483	Black	2001-2484	Chrome



20012-484A



DIAMOND-STYLE BOTTOM-MOUNT 14,5 CM (5³/₄") HEADLIGHT ASSEMBLY

- Classic style with modern features
- Bottom-mount design, matching-finish mounting block included
- Smooth housing, available with plain or visor bezel
- Clear lens
- Uses standard H4 P43T bulb

PART

2001-1121

DESCRIPTION

Diamond-style bottom-mount 14,5 cm (5-³/₄") headlight assembly

14,5 CM (5³/₄") HEADLIGHT ASSEMBLIES

- Headlight assembly includes shell, ring, socket, mounting bolts, high-beam indicator light and a 12V 55/60W H4 P43T bulb
- ECE approved

PART

2001-1126

2001-1127

2001-1122

2060-0504

DESCRIPTION

Chrome bottom-mount headlight w/ H4 P43T bulb

Chrome side-mount headlight w/ H4 P43T bulb

Gloss black bottom-mount headlight w/ H4 P43T bulb

Repl. headlight w/ bulb



DAYTONA



LED HEADLIGHT CAPSULES

- Vibration and water-resistant
- 120 mm
- ECE-approved

PART

2001-2455

2001-2456

DESCRIPTION

Side mount, chrome

Side mount, black

PART

2001-2457

2001-2458

DESCRIPTION

Bottom mount, chrome

Bottom mount, black



2001-2455



2001-2458

WINDSHIELDS
& FAIRINGSSADDLEBAGS
& LUGGAGESEATS &
SISSY BARS

EXHAUST

FUEL/AIR
SYSTEMS

ENGINE

TRANSMISSION,
CLUTCH LINE
& DRIVELINEGASKETS
& SEALS

ELECTRICAL

LIGHTING
& LICENSE
PLATESHANDLEBARS,
CONTROLS
& MIRRORS

CABLES

BRAKES &
BRAKE LINESTANKS &
OIL FILTERSDASHES
& GAUGESFRAMES &
SUSPENSION

FENDERS

FOOTRESTS &
FLOORBOARDSWHEELS
& AXLESCOVERS,
LOCKS &
GENERALAUDIO,
COMMUNICATION
& MOUNTS

WINDSHIELDS
& FAIRINGS

SADDLEBAGS
& LUGGAGE

SEATS &
SISSY BARS

EXHAUST

FUEL/AIR
SYSTEMS

ENGINE

TRANSMISSION,
CLUTCH LINE
& DRIVELINE

GASKETS
& SEALS

ELECTRICAL

LIGHTING
& LICENSE
PLATES

HANDLEBARS,
CONTROLS
& MIRRORS

CABLES

BRAKES &
BRAKE LINES

TANKS &
OIL FILTERS

DASHES
& GAUGES

FRAMES &
SUSPENSION

FENDERS

FOOTRESTS &
FLOORBOARDS

WHEELS
& AXLES

COVERS,
LOCKS &
GENERAL

AUDIO,
COMMUNICATION
& MOUNTS



HEADLIGHT GUARDS

- Offers protection for factory headlights
- Sturdy steel construction
- Does not reduce light output
- Simple installation with included mounting hardware

PART #
2001-2501

DESCRIPTION
For 21-22 Pan America RA1250/1250S



2001-2590



2001-2591



**MAX MODEL HEADLIGHT
PROTECTOR FOR MOTORCYCLE
HARLEY DAVIDSON SPORTSTER
1200 CUSTOM**

- 15, 5cm in diameter headlight protector
- Versatile with the option of installing the 8 grids horizontally or vertically, as per the rider's preference
- Comprised of two parts that combine with a thread
- Crafted out of billet aluminum

PART #	DESCRIPTION
FOR 04 XL1200C	
2001-2590	Gold

PART #	DESCRIPTION
FOR 04 XL1200C (CONT)	
2001-2591	Silver



"BAD LOOK" HEADLIGHT MASKS

- The mask is an ABS plastic part that is CNC milled on the most modern 5-axis machining centers to ensure OE quality
- Available with a gloss black or raw and ready for painting

- Mask basically clamps by itself in the fairing and is further secured with supplied high-quality assembly adhesive

PART #	DESCRIPTION
FOR 15-22 FLRTK/FLRTKSE/FLTRU/FLTRX/FLTRXSE/FLTRXST	
2001-2537	Gloss black
2001-2538	Paintable



2001-2543



2001-2545



2001-2547

NIGHT ROD-STYLE HEADLIGHT MASKS FOR V-ROD

- Gives the V-Rod the popular look of the Night Rod, but in connection with the modern V-Rod headlight to achieve the desired race style without having to buy a new headlight
- A CNC-lasered headlight bracket, which lowers the original headlight by approximately 50 mm for an even more aggressive look
- Speedometer can be kept in the original position, or it disappears under the headlight mask (or in the Cult-Werk Airbox Cover Racing) while the driver still has a clear view of the entire speedometer unit
- Headlight mask is made of ABS plastic

- 100% accuracy of fit is a matter of course; no adjustment work necessary
- All the holes are already there, the screws required to attach the headlight mask are concealed
- Kit is mounted on the original breakpoints and thus ensures a firm and secure hold.
- Like the original, the headlight can be adjusted via a slot in order to be able to optimally adjust the headlight range

PART #	DESCRIPTION
NIGHT ROD STYLE	
2001-2543	For 02-11 VRSC, paintable
2001-2544	For 12-17 VRSCDX, paintable
NEW NIGHT ROD STYLE (ORIGINAL ROUND HEADLIGHT CANNOT BE USED ON NIGHT ROD MODELS; V-ROD-STYLE HEADLIGHT PART #2001-2602 IS REQUIRED)	
2001-2545	For 02-11 VRSC, gloss black
2001-2546	For 09-17 VRSCF, gloss black

PART #	DESCRIPTION
NEW NIGHT ROD STYLE (ORIGINAL ROUND HEADLIGHT CANNOT BE USED ON NIGHT ROD MODELS; V-ROD-STYLE HEADLIGHT PART #2001-2602 IS REQUIRED) (CONT)	
2001-2547	For 09-17 VRSCF, paintable
2001-2548	For 02-11 VRSC, paintable



2001-2540



2001-2554



2001-2550

HEADLIGHT MASKS

- Designed to provide a significantly more modern look
- Kit includes a high-quality ABS plastic mask and a CNC-lasered headlight bracket that ensures a perfect fit
- Speedometer remains in the original position
- No changes to the original cables are necessary
- All the holes needed to attach the mask are already there

- All changes are mounted on the original breakpoints, thus ensuring a firm and secure hold
- Headlight can be adjusted, just like the original, in order to be able to set the headlight range optimally.
- Available with a gloss black or raw and ready for painting

PART #	DESCRIPTION
FOR 18-22 FXBB/FXBBS/FXST	
2001-2540	Custom, gloss black
2001-2542	Custom, paintable
2001-2553	Night Rod-style, gloss black
2001-2554	Night Rod-style, paintable

PART #	DESCRIPTION
FOR 21-22 RH1250 S SPORTSTER S	
2001-2550	Night Rod-style, gloss black
2001-2552	Night Rod-style, paintable

KAMIKAZE HEADLIGHT GRILLE

- Easy assembly, bolts together along with the headlight
- Made from high quality steel with all bores and millings milled and lasered on state-of-the-art 5-axis CNC machining centers
- Black powdercoated finish
- Perforated, so that it matches the look of the Sportster and is precisely adapted to the curvature of the headlight
- Provides a supercool retro style

PART #	DESCRIPTION
2001-2530	For 10-21 XL1200X



WINDSHIELDS
& FAIRINGS

SADDLEBAGS
& LUGGAGE

SEATS &
SISSY BARS

EXHAUST

FUEL/AIR
SYSTEMS

ENGINE

TRANSMISSION,
CLUTCH LINE
& DRIVELINE

GASKETS
& SEALS

ELECTRICAL

LIGHTING
& LICENSE
PLATES

HANDLEBARS,
CONTROLS
& MIRRORS

CABLES

BRAKES &
BRAKE LINES

TANKS &
OIL FILTERS

DASHES
& GAUGES

FRAMES &
SUSPENSION

FENDERS

FOOTRESTS &
FLOORBOARDS

WHEELS
& AXLES

COVERS,
LOCKS &
GENERAL

AUDIO,
COMMUNICATION
& MOUNTS

- WINDSHIELDS & FAIRINGS
- SADDLEBAGS & LUGGAGE
- SEATS & SISSY BARS
- EXHAUST
- FUEL/AIR SYSTEMS
- ENGINE
- TRANSMISSION, CLUTCH LINE & DRIVELINE
- GASKETS & SEALS
- ELECTRICAL
- LIGHTING & LICENSE PLATES
- HANDLEBARS, CONTROLS & MIRRORS
- CABLES
- BRAKES & BRAKE LINES
- TANKS & OIL FILTERS
- DASHES & GAUGES
- FRAMES & SUSPENSION
- FENDERS
- FOOTRESTS & FLOORBOARDS
- WHEELS & AXLES
- COVERS, LOCKS & GENERAL
- AUDIO, COMMUNICATION & MOUNTS



HEADLIGHT LOWERING KIT

- Kit lowers the headlight and mask by approximately 45 mm, providing a lower, beefier look
- Kit mounts between the upper triple tree and the mask
- The holder made of 3 mm thick steel (CNC lasered and edged) to ensure a firm and secure hold without wobbling
- No changes to the cables are necessary.
- No adjustment work (drilling or similar) is necessary
- Installs with only four screws
- Powdercoated black
- Required assembly material and assembly instructions are included



PART #	DESCRIPTION
2001-2536	For 12-17 VRSC/VRSCDX



BATES-STYLE HEADLIGHT BRACKETS

- Steel bracket with black powder-coated finish
- Converts your LED headlight to fit a Bates-style headlight
- Sold each; headlight sold separately



2001-2509



2001-2592

PART #	DESCRIPTION	PART #	DESCRIPTION
2001-2509	For 18-22 FXBR/FXBRs	2001-2592	For 21-22 Sportster S/RH 1250S



DUAL-AXIS HEADLIGHT BRACKET SET

- Adjustable dual-axis headlight bracket set
- CNC-machined aluminum
- Suitable for fork tubes with a diameter of 35 mm
- Fork clamp adjusts vertically allowing the headlight position to be adjusted in the front-back direction
- Joints on all four clamps allow the width of the headlight mount to be varied and the braces to run parallel
- M8 indicator mount kit is included



2001-2475



2001-2477

PART #	DESCRIPTION	PART #	DESCRIPTION	PART #	DESCRIPTION	PART #	DESCRIPTION
2001-2474	35 mm	2001-2475	39 mm	2001-2476	41 mm	2001-2477	49 mm



HEADLIGHT BRACKETS

- Made of CNC-machined aluminum (unless noted)

PART #	DESCRIPTION	PART #	DESCRIPTION	PART #	DESCRIPTION
2001-2464	35 mm D (long)	2001-2468	49 mm D (long)	2001-2472	43 mm D (short)
2001-2465	39 mm D (long)	2001-2469	35 mm D (short)	2001-2473	49 mm D (short)
2001-2466	41 mm D (long)	2001-2470	39 mm D (short)	2001-2478	41 mm D (steel)
2001-2467	43 mm D (long)	2001-2471	41 mm D (short)	2001-2479	39 mm D (steel)



2001-2465



2001-2478



MOUNTING BLOCK FOR 14,5 CM (5,75") BOTTOM-MOUNT HEADLIGHTS

- Replacement chrome mounting block for bottom-mount style headlights
- Includes all necessary hardware

PART #	DESCRIPTION
DS-285005	Bottom-mount headlight block w/ hardware






TAC-10 LIGHT CANNONS

- Powerful driving light system with Vision X Lighting technology features shines with the power of 2,104 lumens
- 10-watt high-intensity LED lights with 15° beam pattern and built-in white halo rings
- Long-distance IRIS reflectors
- Lights connect to the high beam circuit, or can be wired directly to key on power

- Kit includes two LED driving lights, brackets, hardware and plug-and-play design
- Universal mount designed for mounting on 1.250" bars

PART #	DESCRIPTION
2001-2487	Tac-10 light cannons



20012-582A

PROBEAM® LED HALO FOG LIGHTS

- Utilize Cree LEDs to produce a superior beam pattern with a super-bright LED halo
- Easily mount to 31,75 mm (1,25") engine guards with ProBEAM® Tube clamps (PART #s 2040-2345 and 2040-2346, sold separately)
- Plug-and-play wire harness
- 20 watts, 430 lumens
- Short circuit and thermal overload protection

PART

FOR 14-22 FLHX/FLHXSE/FLTRX/FLTRXSE/FLTRXS/FLTRU/FLTRK/FLTRUSE/FLHTCU/FLHTCUL/FLHTK/FLHTKL/FLHTKSE/FLHR/FLTRXSE/FLHRS MODELS

2001-2582

Black body/yellow lens

2001-2583

Chrome body/yellow lens

FOR MOST 12VDC ELECTRICAL SYSTEMS

2001-2584

Black body/yellow lens

2001-2585

Chrome body/yellow lens


PROBEAM® FOG LAMP YELLOW REPLACEMENT LENS KIT

- Replace traditional clear lenses in ProBEAM® Fog Lamps with durable polycarbonate yellow lenses
- Lenses convert built-in halo and projecting fog lamp beam to yellow color
- Yellow illumination minimizes glare from harsh weather and road conditions like rain, fog and dust to increase visibility
- Kit includes two replacement lenses



2001-2583

- Measure 3.2" L x 2.36" D
- Sold in pairs
- See page 965 of the 2022 Parts Europe FatBook for the full line of Probeam® LED Halo fog lights



PART #	DESCRIPTION
2040-2979	Yellow lens kit for ProBEAM fog lamps

WINDSHIELDS
& FAIRINGSSADDLEBAGS
& LUGGAGESEATS &
SISSY BARS

EXHAUST

FUEL/AIR
SYSTEMS

ENGINE

TRANSMISSION,
CLUTCH LINE
& DRIVELINEGASKETS
& SEALS

ELECTRICAL

LIGHTING
& LICENSE
PLATESHANDLEBARS,
CONTROLS
& MIRRORS

CABLES

BRAKES &
BRAKE LINESTANKS &
OIL FILTERSDASHES
& GAUGESFRAMES &
SUSPENSION


FENDERS

FOOTRESTS &
FLOORBOARDSWHEELS
& AXLESCOVERS,
LOCKS &
GENERALAUDIO,
COMMUNICATION
& MOUNTS

- WINDSHIELDS & FAIRINGS
- SADDLEBAGS & LUGGAGE
- SEATS & SISSY BARS
- EXHAUST
- FUEL/AIR SYSTEMS
- ENGINE
- TRANSMISSION, CLUTCH LINE & DRIVELINE
- GASKETS & SEALS
- ELECTRICAL
- LIGHTING & LICENSE PLATES
- HANDLEBARS, CONTROLS & MIRRORS
- CABLES
- BRAKES & BRAKE LINES
- TANKS & OIL FILTERS
- DASHES & GAUGES
- FRAMES & SUSPENSION
- FENDERS
- FOOTRESTS & FLOORBOARDS
- WHEELS & AXLES
- COVERS, LOCKS & GENERAL
- AUDIO, COMMUNICATION & MOUNTS



2010-1465



2010-1466

INTEGRATED LED TAILLIGHTS WITH TURN SIGNALS

- Includes run, brake, turn functions
- 40 dual-intensity run/brake LEDs
- 20 red turn signal LEDs per side
- Plug-and-play installation

PART #	DESCRIPTION
FOR 18-22 FLFB/FLFBS (EXCEPT CANADA OR INTERNATIONAL MODELS)	
2010-1465	Red
2010-1466	Smoke



ELYPSE 3-1 REAR LIGHT BAR

- Super small, amazingly bright run, turn, brake light bar with smoked lenses
- Engineered in Germany with SMD-LED technology
- The housing is CNC-machined from billet aluminum, black finish
- The use of a load equalizer might be necessary
- Sold each; all hardware included



PART #	DESCRIPTION
2040-2915	For 21-22 Sportster S/RH 1250S



3-IN-1 LIGHTING SET AND REAR LIGHTING UNIT

- The lighting unit is required if you remove the original lighting bracket and use a side license plate holder
- Gloss black powdercoated steel bracket is available with LED 3-in-1 lighting or the as the rear lighting unit to which any LED 3-in-1 lighting device with M8 threads can be attached
- The holder is screwed to the original mounting points in the rear part using the mounting material provided, then wire the LED lighting

PART #	DESCRIPTION
FOR 21-22 RH1250 S SPORTSTER S	
2020-2046	Rear lighting set with LEDs
2010-1468	Rear lighting unit without LEDs



2010-1468



TAILLIGHT ASSEMBLY

- Chrome assembly base with red lens
- ECE approved

PART #	DESCRIPTION
2010-1257	For 96-99 XL; repl. OEM #s 68008-73A, 68007-77A





JETSTREAM TURN SIGNALS

- ECE-approved
- Kellermann high power LED technology
- "IC"-chip technology
- 32 MHz real-time microprocessor controlled
- Silent-Current, advanced Power Saving algorithm
- High measure of visibility across a wide-angle range
- Suitable for 12 volt DC applications



- Flow-optimized metal housing, high-quality manufacturing
- M8 x 20mm thread
- High-quality vibration-absorbing bearing
- Sold individually

PART #	DESCRIPTION
2040-2905	Jetstream DF 3-in-1 rear turn signal/rear light/brake light (amber/red)
2040-2906	Jetstream front/rear turn signal (amber)



D-LIGHTS

- Modern LED technology
- E-marked for front/rear
- Easy mount with M8 thread
- Integrated vibration damping
- Encased in metal housing
- ECE-approved

PART #	DESCRIPTION
2020-2019	Stellaris LED sequential turn signal
2020-2020	Ray LED sequential turn signal
2020-2021	Stellaris LED sequential turn signal (2-pc.)
2020-2022	LED turn signal, smoke lens (2-pc.)



PART #	DESCRIPTION
2020-2023	Sol-W turn signal, orange lens (2-pc.)
2020-2024	Sol turn signal, smoke lens (2-pc.)
2020-2025	Sol-W turn taillight turn signal, orange lens (2-pc.)
2020-2026	Sol-W turn taillight turn signal, smoke lens (2-pc.)



LED 3-IN-1 REAR LIGHT/INDICATORS

- This is where innovative LED technology is hidden in the smallest of spaces - a total of 5 powerful SMDs give the indicator, rear light and brake light function of this tiny rear light/indicator unit its bright light
- Packaged in a high-quality black metal housing with tinted lenses
- Fit all Harley-Davidson models
- E-approved for rear installation
- Dimensions: width 75 mm, height 13 mm and depth 15.5 mm (threaded bolt: M8 x 1.25 mm, length approximately 20 mm)

NOTE: We recommend using the offered mini resistor PART #2050-0467 (sold separately) so that the display and the flashing frequency work properly.



PART #	DESCRIPTION
2010-1469	LED 3-in-1 rear light/indicators

WINDSHIELDS
& FAIRINGS

SADDLEBAGS
& LUGGAGE

SEATS &
SISSY BARS

EXHAUST

FUEL/AIR
SYSTEMS

ENGINE

TRANSMISSION,
CLUTCH LINE
& DRIVELINE

GASKETS
& SEALS

ELECTRICAL

LIGHTING
& LICENSE
PLATES

HANDLEBARS,
CONTROLS
& MIRRORS

CABLES

BRAKES &
BRAKE LINES

TANKS &
OIL FILTERS

DASHES
& GAUGES

FRAMES &
SUSPENSION

FENDERS

FOOTRESTS &
FLOORBOARDS

WHEELS
& AXLES

COVERS,
LOCKS &
GENERAL

AUDIO,
COMMUNICATION
& MOUNTS

- WINDSHIELDS & FAIRINGS
- SADDLEBAGS & LUGGAGE
- SEATS & Sissy BARS
- EXHAUST
- FUEL/AIR SYSTEMS
- ENGINE
- TRANSMISSION, CLUTCH LINE & DRIVELINE
- GASKETS & SEALS
- ELECTRICAL
- LIGHTING & LICENSE PLATES
- HANDLEBARS, CONTROLS & MIRRORS
- CABLES
- BRAKES & BRAKE LINES
- TANKS & OIL FILTERS
- DASHES & GAUGES
- FRAMES & SUSPENSION
- FENDERS
- FOOTRESTS & FLOORBOARDS
- WHEELS & AXLES
- COVERS, LOCKS & GENERAL
- AUDIO, COMMUNICATION & MOUNTS



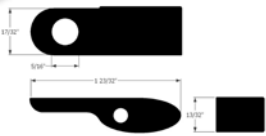
2040-2916



2040-2918



2040-2919



ELYPSE LED 2-1 TURN SIGNALS

- White run light and full-contrast amber turn signals
- Super small, amazingly bright amber turn signals with smoked lenses
- Engineered in Germany with SMD-LED technology
- The housing is CNC-machined from billet aluminum and available in black or chrome finish
- Some applications may require the use of a load equalizer
- Sold in pairs

PART #	DESCRIPTION	PART #	DESCRIPTION
FOR 18-22 SOFTAIL MODELS (MAY FIT OTHER CABLE OPERATED CLUTCH MODELS BY ADDING SPACER)			
2040-2916	Black	2040-2918	Black
2040-2917	Chrome	2040-2919	Chrome



LEGIT ELYPSE LED TURN SIGNALS

- Small but extremely bright amber turn signals with German engineered SMD-LED technology and smoked lenses
- The covers are CNC-machined from billet aluminum with a blacked out finish
- Some applications may require the use of a load equalizer
- To add the running light function to the Kodlin turn signals (dual-function), we suggest using Badlands PART #2050-0189 (sold separately)
- Sold in pairs



DESCRIPTION	PART #
2040-2911	For 06-22 FLHT/FLHX/FLTR models



CLEAN STYLE TURN SIGNALS

- Indicator set gives your Harley a clean and cool look
- 100% custom-fit ABS plastic parts and therefore offer a 100% perfect fit with no adjustment work necessary
- All bores and millings are milled on the most modern 5-axis CNC machining centers, so that the indicator set only has to be exchanged for the original
- Includes two ABS plastic indicator holders (glossy black), two LED indicators including E-mark and therefore no registration, and wiring harness including resistor and connector for plug-and-play installation



PART #	DESCRIPTION
2020-2047	For 14-22 FLHX/FLHXS



OLD SCHOOL TURN SIGNALS AND 3-IN-1 INDICATORS

- Mainly used at Cult-Werk on Sportster models due to the optics, be can used on various Harley models
- High-quality power LEDs are installed in the black aluminum housing and all turn signals are supplied with E-mark
- Available as turn signals only and as 3-in-1 (rear light, brake light and turn signals) and



2020-2050

- Measure 45 mm x approximately 70 mm with M10 x 1,5 mm threaded bolt
- Sold in pairs
- NOTE: We recommend using the offered mini resistor 2050-0467 (sold separately) so that the display and the flashing frequency work properly.

PART #	DESCRIPTION	PART #	DESCRIPTION
2020-2050	Old School turn signals	2020-2051	Old School 3-in-1 indicators



2020-2037



2020-2125



2020-2125



NANO SERIES LED TURN SIGNALS

- Smallest and brightest turn signals Heinz Bikes has ever created, smaller than a cent piece
- Extremely bright and laser-like luminosity
- CNC-manufactured housings made of high-quality billet aluminum
- Connected directly to 12V, no resistor needed
- Measures 12 mm W x 12 mm H

- Plug-and-play
- Sold in pairs



2020-2126

PART #	DESCRIPTION
FOR 21 FLH TOURING MODELS	
2020-2037	Black
2020-2038	Black w/ driving lights
2020-2039	Chrome
2020-2040	Chrome w/ driving lights

PART #	DESCRIPTION
FOR 21 SPORTSTER S/RH1250 S MODELS	
2020-2125	Black
2020-2126	Black Front Position Lights



FRONT LED MARKER LIGHTS

- Dual-function design features amber turn signals and white daytime running lights
- CNC-machined billet aluminum housings
- Available with clear lens
- Measure 44,5 mm L x 31,8 mm W x 14 mm H (1 3/4" L x 1 1/4" W x 9/16" H)
- M8-1.25 threaded studs
- Universal fit
- Sold in pairs
- See page 1009 of the 2022 Parts Europe FatBook for additional Drag Specialties front LED marker lights



PART #	DESCRIPTION
2020-2774	Chrome, clear lens



2020-2790



2020-2783



2020-2781



2020-2786

LED HANDLEBAR MARKER LIGHTS

- Dual-function features amber turn signals and white daytime running lights
- CNC-machined billet aluminum housings
- Available with clear or smoke lenses

- Measure 44,5 mm L x 31,8 mm W x 14 mm H (1 3/4" L x 1 1/4" W x 9/16" H)
- Sold in pairs
- See page 1009 of the 2022 Parts Europe FatBook for additional Drag Specialties LED marker lights

PART #	DESCRIPTION
FOR 09-16 FLHT/FLHX/FLTR AND 15-22 SOFTAIL	
2040-2790	Chrome, clear lens
2040-2792	Matte black, clear lens
2040-2793	Matte black, smoke lens
FOR 00-14 SOFTAIL, 99-21 FXD AND 99-03 XL	
2040-2782	Chrome, clear lens
2040-2783	Chrome, smoke lens
FOR 16-17 FLS/FLSTF AND 02-17 VRSC	
2040-2778	Chrome, clear lens

PART #	DESCRIPTION
FOR 16-17 FLS/FLSTF AND 02-17 VRSC (CONT)	
2040-2780	Matte black, clear lens
2040-2781	Matte black, smoke lens
FOR 14-22 XL (EXCEPT 21-22 SPORTSTER S/RH1250S AND 22 NIGHTSTER/RH975)	
2040-2786	Chrome, clear lens
2040-2787	Chrome, smoke lens
2040-2788	Matte black, clear lens

- WINDSHIELDS & FAIRINGS
- SADDLEBAGS & LUGGAGE
- SEATS & SISSY BARS
- EXHAUST
- FUEL/AIR SYSTEMS
- ENGINE
- TRANSMISSION, CLUTCH LINE & DRIVELINE
- GASKETS & SEALS
- ELECTRICAL
- LIGHTING & LICENSE PLATES
- HANDLEBARS, CONTROLS & MIRRORS
- CABLES
- BRAKES & BRAKE LINES
- TANKS & OIL FILTERS
- DASHES & GAUGES
- FRAMES & SUSPENSION
- FENDERS
- FOOTRESTS & FLOORBOARDS
- WHEELS & AXLES
- COVERS, LOCKS & GENERAL
- AUDIO, COMMUNICATION & MOUNTS



2040-2907



FANG® SIGNAL LIGHT INSERTS

- Great way to add modern styling and class to your bike while also increasing visibility
- Lens amplifies light output for maximum brightness

- Bezel is die-cast for long-lasting good looks
- Waterproof
- Sold in pairs

FOR 16-22 FLHTKSE/FLHXSE, 18-22 FLTRXSE, 20-22 FLHTCUTGSE, 16-17 FXSBSE, 16 FLTRUSE, 22 FLTRKSE (REPLACES H-D LED PUCK OEM #67800257)


PART #	DESCRIPTION	PART #	DESCRIPTION
CHROME		BLACK	
2040-2907	Amber LED, clear lens	2040-2908	Amber LED, clear lens
2040-2909	Amber LED, light smoke lens	2040-2910	Amber LED, light smoke lens




2040-2910



2020-2123



2020-2124



2020-2122

SMART AMBER/RED LED 1157 BULLET REAR TURN SIGNALS WITH CONTROLLER

- Replacements for OEM rear 1157 bullet turn signals, with 48 dual-color red/amber LEDs per unit for a full cluster red running light, bright red brake light and full-contrast amber LED turn signal
- When a turn signal is activated, the red LEDs turn completely off for the entire turn signal cycle providing greater visibility to the amber turn signal

- Units are completely sealed and include DOT/SAE-compliant smoked turn signal lenses with watertight gaskets
- Required SMART Turn Signal module is also included with plug-and-play installation under the seat and provides 10 optional brake flash/strobe patterns

NOTE: Does not fit International or Canadian models.

PART #	DESCRIPTION
2020-2123	For 11-13 FXS, 12-17 FLS, 16-17 FLSS and 13-17 FXSB
2020-2124	For 18-22 FXBB/FXBBS/FLFB/FLFBS/FXFB/FXFBS/FXST/FLSL/FXSB/FXSR
2020-2122	For 14-22 XL883X/XL883N/XL1200NS/XL1200X/XL1200XS/XL1200V/XL1200XC

KURYAKYN®

TRACER LED REAR SIGNAL CONVERSIONS

- Fully diffused solid illumination means no dots, zero shadowing, and intense, uniform output
- Dual circuit (1157) red LED turn signal conversions for H-D bullet-style signals
- Direct replacements for the OEM turn signal bulbs and lenses
- Available with red lenses
- CAN-bus compatible
- Pre-CAN-bus models may require load equalizer(s), sold separately



- Sold in pairs
- Please see page 1034 of the Parts Europe 2022 FatBook catalog for the complete line of Kuryakyn Tracer LED rear turn signal conversions

PART #	DESCRIPTION
FOR 10-22 FLHX/S, 15-22 FLTRX/S	
2020-2007	1157 bulb, red/red, red lens
FOR 18-22 FLFB/S, FLHC/S, FLSB, FLSL, FXBB, FXBR/S, FXLR/S, 05-17 FLSTN, 08-11 FLSTSB, 02-17 FLSTF, 10-17 FLSTFB, 05-07 FLSTC, 02-03 FLSTS, 05-06 FLSTFSE, 10-12 FLSTSE, 00-07 FXSTD, 02-08 FXST, 02-09 FXSTB, 02-06 FXSTS, 07-10 FXSTC, 08-11 FXCW/C, 07-09 FXSTSSE, 03-04 FXSDSE	
2020-2007	1157 bulb, red/red, red lens
FOR 09-16 FXDB, 10-17 FXSWG	
2020-2007	1157 bulb, red/red, red lens
FOR 07-12 XL1200N, 10-22 XL1200X, 09-22 XL883N, 12-16 XL1200V	
2020-2007	1157 bulb, red/red, red lens

2020-2008



2020-2008



KURYAKYN

TRACER REAR SADDLEBAG LIGHTS

- Provide red run, turn and brake lighting
- Clean, fully diffused, solid LED illumination with no dots or shadowing
- Plug-and-play installation, no drilling required
- Low-profile design installs beneath saddlebag lids
- Sold in pairs

PART

FOR 14-21 FLHT/FLHR/FLHX/FLTRX/FLTRU/FLTRK AND H-D FL TRIKE MODELS (14-21 FLHR/CVO MODELS RUN/TURN ONLY)

2020-2008

DESCRIPTION

Red

2020-2009

Smoke

2020-2013



2020-2014



KURYAKYN

TRACER FILLER PANEL LIGHTS

- Streamlined design installs directly over the saddlebag filler panels
- Feature fully diffused LED illumination
- Provide triple-function red run, turn and brake lighting, covering the stock rear saddlebag filler panels
- Easy plug-and-play wiring and incorporates stylized antenna hole plugs for a clean, seamless look
- Sold in pairs

PART

FOR 14-22 FLHX/FLTR AND FLHRXS MODELS

2020-2013

DESCRIPTION

Red

2020-2014

Smoke

BAG BLADES

- Original, low-profile saddlebag lights that fit perfectly
- One of the cleanest ways to add light to the back of your bike
- Low-profile light housing sits right below the lid to blend seamlessly into the back of the bike
- All models feature sequential turn signals and red run/brake lights
- Amber turn signals with light smoke lens
- Plug-and-play installation with no drilling
- See page 1102 of the 2022 Parts Europe FatBook for the entire line of Ciro Bag Blades



PART

2040-2893

DESCRIPTION

For 14-22 FLHT/FLHTCU/FLHTCUL/FLHTK/FLHTKL/FLHR/FLHRXS, 15-21 FLTRX/FLTRXS/FLTRU/FLTRK models



WINDSHIELDS
& FAIRINGS

SADDLEBAGS
& LUGGAGE

SEATS &
SISSY BARS

EXHAUST

FUEL/AIR
SYSTEMS

ENGINE

TRANSMISSION,
CLUTCH LINE
& DRIVELINE

GASKETS
& SEALS

ELECTRICAL

LIGHTING
& LICENSE
PLATES

HANDLEBARS,
CONTROLS
& MIRRORS

CABLES

BRAKES &
BRAKE LINES

TANKS &
OIL FILTERS

DASHES
& GAUGES

FRAMES &
SUSPENSION

FENDERS

FOOTRESTS &
FLOORBOARDS

WHEELS
& AXLES


COVERS,
LOCKS &
GENERAL

AUDIO,
COMMUNICATION
& MOUNTS

- WINDSHIELDS & FAIRINGS
- SADDLEBAGS & LUGGAGE
- SEATS & SISSY BARS
- EXHAUST
- FUEL/AIR SYSTEMS
- ENGINE
- TRANSMISSION, CLUTCH LINE & DRIVE LINE
- GASKETS & SEALS
- ELECTRICAL
- LIGHTING & LICENSE PLATES
- HANDLEBARS, CONTROLS & MIRRORS
- CABLES
- BRAKES & BRAKE LINES
- TANKS & OIL FILTERS
- DASHES & GAUGES
- FRAMES & SUSPENSION
- FENDERS
- FOOTRESTS & FLOORBOARDS
- WHEELS & AXLES
- COVERS, LOCKS & GENERAL
- AUDIO, COMMUNICATION & MOUNTS



2040-2881



2040-2882



2040-2883



2040-2884



LOWER SADDLEBAG SIDE MARKER LED LIGHTS

- Dual-intensity red LEDs
- 84 chip-on-board LEDs per side
- Plug-and-play installation
- Sold in pairs

NOTE: Functions as Run/Brake/Turn on most models (Run and Turn Only function on all FLHR/FLHT, 22 FLHXST/FLTRXST, 14-15 FLHTKSE and 15 FLTRUSE).

PART #	DESCRIPTION
FOR 20-22 FLTRK, 19-22 FLHT, 14-22 FLHX/FLTRX/FLHR/FLHTCU/FLHTCUL/FLHTK/FLHTKL/FLHTKSE, 16-19 FLTRU, 15-16 FLTRUSE AND 14-17 FLHXS MODELS	
2040-2881	Red lens/black housing
2040-2882	Red lens/chrome housing
2040-2883	Smoke lens/black housing
2040-2884	Smoke lens/chrome housing



TOUR BLADE®

- Clean way to add more light to the back of your bike
- Low-profile strip fits between backrest and tour pack to blend right into the motorcycle
- Adds bright sequential turn signals, running lights and center brake light
- Plug-n-play installation, no controller required

PART #	DESCRIPTION
2040-2894	For 14-22 FLHTRCU/L, FLHTK/L, FLTRU, FLTRK/FLHTCUTG models





2020-2010



2020-2011



2020-2011

KURYAKYN

TOUR-PAK® SIDE TRACER LIGHTS

- Deliver additional run, turn and brake lighting
- Streamlined design features fully diffused LED illumination

- Plug-and-play installation
- Sold in pairs

PART

DESCRIPTION

FOR 14-22 H-D MODELS W/ TOUR-PAK®

2020-2010

Red

2020-2011

Smoke



LED TOUR PAK RUN/BRAKE LIGHTS WITH LENSES

- Direct replacement for OEM Tour Pak rear taillight bulbs
- Durable LED boards designed to fit inside the Tour Pak bulb cavity, plug in with 1157 connector with 6 super bright red LEDs per unit
- Dual-intensity red LEDs produce a dim red running light with full brightness brake light

- Offered with durable polycarbonate red or smoked lenses
- Gasket material is included for a watertight installation

NOTE: Do not fit 10-13 CVO™ models or 14-21 models with OEM LED Tour-Pak.

PART

DESCRIPTION

FOR 99-13 FLHT, 11-13 FLTR AND 08-13 H-D FL TRIKE WITH OEM KING/ULTRA STYLE TOUR PAK (REPL. OEM #68168-89A)

2010-1489

Lights with red lenses

2010-1490

Lights with smoke lenses



TOUR PAK REPLACEMENT TAILLIGHT LENSES

- Direct replacement for OEM Tour Pak rear lenses
- Left and right side durable polycarbonate lenses are compatible with LED or incandescent bulbs

- Gasket material is included for a watertight installation

NOTE: Do not fit 10-13 CVO™ models.

PART

DESCRIPTION

FOR 99-13 FLHT, 11-13 FLTRU AND 08-13 H-D FL TRIKE WITH OEM KING/ULTRA STYLE TOUR PAK (REPL. OEM #S 58383-89/58384-89)

2010-1487

Red lenses

2010-1488

Smoke lenses

DRILLING TEMPLATE ADD-ON KIT FOR PROBEAM™ TOUR-PAK LIGHT

- Clear template adheres to 14-22 Ultra or King style Tour-Pak without OEM factory lighting
- Use when installing Custom Dynamics ProBEAM™ Tour Pak light (PART #s 2040-2808 or 2040-2809; sold separately)
- Cut-outs in template provide locations for cutting and drilling leaving the guesswork out of installation
- Includes four mounting screws

NOTE: Kit is not required when replacing OEM Tour-Pak light bar.



PART

DESCRIPTION

2040-2892

Tour-Pak drilling template

WINDSHIELDS
& FAIRINGS

SADDLEBAGS
& LUGGAGE

SEATS &
SISSY BARS

EXHAUST

FUEL/AIR
SYSTEMS

ENGINE

TRANSMISSION,
CLUTCH LINE
& DRIVELINE

GASKETS
& SEALS

ELECTRICAL

LIGHTING
& LICENSE
PLATES

HANDLEBARS,
CONTROLS
& MIRRORS

CABLES

BRAKES &
BRAKE LINES

TANKS &
OIL FILTERS

DASHES
& GAUGES

FRAMES &
SUSPENSION

FENDERS

FOOTRESTS &
FLOORBOARDS

WHEELS
& AXLES

COVERS,
LOCKS &
GENERAL

AUDIO,
COMMUNICATION
& MOUNTS

WINDSHIELDS
& FAIRINGS

SADDLEBAGS
& LUGGAGE

SEATS &
SISSY BARS

EXHAUST

FUEL/AIR
SYSTEMS

ENGINE

TRANSMISSION,
CLUTCH LINE
& DRIVELINE

GASKETS
& SEALS

ELECTRICAL

LIGHTING
& LICENSE
PLATES

HANDLEBARS,
CONTROLS
& MIRRORS

CABLES

BRAKES &
BRAKE LINES

TANKS &
OIL FILTERS

DASHES
& GAUGES

FRAMES &
SUSPENSION

FENDERS

FOOTRESTS &
FLOORBOARDS

WHEELS
& AXLES

COVERS,
LOCKS &
GENERAL

AUDIO,
COMMUNICATION
& MOUNTS



2040-2967

TURN SIGNAL HOLDERS

- CNC-milled/lasered, edged and then black powdercoated
- Can be combined with all common turn signals

PART #	DESCRIPTION
FRONT ORIGINAL ATTACHMENT MOUNT (ANGLED)	
2040-2966	For 19-22 FXDR models
FRONT MIRROR-MOUNT (ANGLED)	
2040-2967	For 18-22 Softail models (except FXDR)
2040-2965	For 08-18 Softail/Dyna/VRSCDX/VRSCF models
FRONT TOP TRIPLE CLAMP-MOUNT	
2040-2961	For 16-21 XL 883/1200
2040-2962	For 86-15 XL 883/1200

PART #	DESCRIPTION
FRONT HANDLEBAR CLAMP-MOUNT	
2040-2963	For 21-22 RH1250S Sportster S
REAR (DOUBLE ANGLED)	
2040-2968	For all Dyna XL 883/1200 and V-Rod models
REAR (SHOCK MOUNTED-STRAIGHT)	
2040-2969	For 02-17 V-Rod and other motorcycles with an M12 shock mount



REAR TURN SIGNAL MOUNTING PLATES

- Required for the conversion to small turn signals
- Cover the pressure points in the paint that were covered by the original indicators
- Suitable for all indicators with 8 mm or 10 mm thread
- The mounting plates are screwed with the smaller indicators and thus cover the second hole of the original indicators
- CNC-lasered and powdercoated black

PART #	DESCRIPTION
2040-2970	For all Softail, Dyna and Sportster models



FORK CLAMP SETS

- For indicator mounting
- Constructed of aluminum
- Sold in two-piece set
- Inside groove for hidden wiring

PART #	DESCRIPTION	PART #	DESCRIPTION	PART #	DESCRIPTION
2020-2027	For 35 mm forks	2020-2031	For 47 mm forks	2020-2035	For 57 mm forks
2020-2028	For 39 mm forks	2020-2032	For 48 mm forks	2020-2036	For 59 mm forks
2020-2029	For 41 mm forks	2020-2033	For 49 mm forks		
2020-2030	For 43 mm forks	2020-2034	For 53 mm forks		



2020-2027



DYNAMIC LED VENT INSERT

- Replaces the factory fairing vent with decorative vent insert
- Plug-and-play
- 15 super-bright white LEDs operate as constant DRL
- 15 amber LEDs function as turn signals
- Available in gloss black with black mesh
- Please see page 46 of the 2022 Parts Europe FatBook for the full line of Dynamic LED vent inserts



PART #	DESCRIPTION
2040-2812	For 14-22 FLHT/FLHX/FLHTCUTG models



KURYAKYN

TRACER HEADLIGHT VENT ACCENTS

- Provide maximum LED surface area and output, with a sleek wraparound polycarbonate lens and ABS grille for open airflow
- Dual-function switchback white running lights with amber turn signals
- Plug-and-play installation
- Sold in pairs

PART #	DESCRIPTION
2020-2012	For 99-22 FLTR/FLTRX/FLTRU/FLTRK models



2040-2975

- Improves side visibility
- 180° side-to-side light pattern
- No restriction to airflow



FANG® LOWER FAIRING LIGHTS

- New ultra-bright light technology for a radiant uniform glow
- Create a wide spread of light; great for dark parking lots and low speed maneuvering
- Plug-n-play
- Bright white running light
- Amber turn signals
- Everlight LEDs
- Polycarbonate clear lens

PART

FOR 14-22 TOURING MODELS, 14-19 FLHTCU, 14-22 FLHTK, 14-21 FLHTKSE, 14-22 FLHTCUTG, 15-16 FLHTCUL, 15-16 FLTRUSE, 15-19 FLHXSE, 16-19 FLTRU, 20-22 FLHTCUTGSE, 20-22 FLTRK, 22 FLTRKSE

2040-2975

2040-2976

DESCRIPTION

Chrome

Black



2020-2015



2020-2016



2020-2016

KURYAKYN

TRACER LOWER FAIRING ACCENT LIGHTS

- Significantly enhance front end's styling and increase visibility to oncoming motorists
- Intense, fully diffused LED lighting with full-time white running lights and amber switchback turn signals when activated
- Sold in pairs

PART

FOR 06-13 FLHT/FLHTC/FLHTCU/FLHTCUSE/FLHTK/FLHTCUTG/FLHX/FLHXSE/FLHXXX MODELS

2020-2015

2020-2016

DESCRIPTION

Chrome

Satin black

WINDSHIELDS
& FAIRINGS

SADDLEBAGS
& LUGGAGE

SEATS &
SISSY BARS

EXHAUST

FUEL/AIR
SYSTEMS

ENGINE

TRANSMISSION,
CLUTCH LINE
& DRIVELINE

GASKETS
& SEALS

ELECTRICAL

LIGHTING
& LICENSE
PLATES

HANDLEBARS,
CONTROLS
& MIRRORS

CABLES

BRAKES &
BRAKE LINES

TANKS &
OIL FILTERS

DASHES
& GAUGES

FRAMES &
SUSPENSION

FENDERS


FOOTRESTS &
FLOORBOARDS

WHEELS
& AXLES

COVERS,
LOCKS &
GENERAL

AUDIO,
COMMUNICATION
& MOUNTS


- WINDSHIELDS & FAIRINGS
- SADDLEBAGS & LUGGAGE
- SEATS & SISSY BARS
- EXHAUST
- FUEL/AIR SYSTEMS
- ENGINE
- TRANSMISSION, CLUTCH LINE & DRIVELINE
- GASKETS & SEALS
- ELECTRICAL
- LIGHTING & LICENSE PLATES
- HANDLEBARS, CONTROLS & MIRRORS
- CABLES
- BRAKES & BRAKE LINES
- TANKS & OIL FILTERS
- DASHES & GAUGES
- FRAMES & SUSPENSION
- FENDERS
- FOOTRESTS & FLOORBOARDS
- WHEELS & AXLES
- COVERS, LOCKS & GENERAL
- AUDIO, COMMUNICATION & MOUNTS



HORN TRIGGER ALTERNATING STROBE MODULE

- Plug-and-play module grabs the attention of oncoming traffic
- When installed, the front turn signals and any Custom Dynamics® add-on forward lighting accessory powered by the vehicle's run power (like Custom Dynamics® LED Windshield Trim, sold separately) will strobe, alternating left to right while the horn is activated
- Select from 10 built-in flash and strobe patterns by turning the dial on the module
- Requires front OEM turn signals to be converted to low current LEDs (sold separately)
- Maximum 1A output per turn signal channel

PART #	DESCRIPTION
2050-0480	For 14-22 FLHTCU/FLHTCUL/FLHTK/FLHTKL/FLHTKSE/FLHX/FLHXS/FLHXST/FLHXSE, 15-22 FLTRX/FLTRXS/FLHXST/FLTRK/FLTRU/FLTRXSE/FLTRUSE/FLTRKSE, 19-22 FLHT, 14-22 FLHTCUTG and 20-22 FLHTCUTGSE



ALTERNATING BRAKE STROBE MODULE

- Plug-and-play brake strobe module takes alerting traffic behind you to the next level
- Compatible with add-on custom LED lighting (such as Custom Dynamics® LED Boltz™ PART #s 2040-2838 and 2040-2839) when used as left and right side rear brake lights
- Does not affect OEM rear brake lights
- When the brake is applied, the programmed flash or strobe pattern will alternate between left and right side lighting accessories creating an eye-catching pattern

PART #	DESCRIPTION
2050-0461	For 14-22 FLHT/FLHTCU/FLHTCUL/FLHTK/FLHTKL/FLHTKSE/FLHX/FLHXS/FLHXSE/FLHXST/FLTRX/FLTRXSE/FLTRXS/FLTRXST/FLTRK/FLTRKSE/FLTRU/FLTRUSE/FLHR/FLHRXSE/FLHRXS
2050-0463	For 10-13 FLHX/FLTRX models (except CVO™ models)
2050-0462	For 99-13 FLHT/FLHTCU/FLHTK/FLHR/FLHRC/FLTRU/FLTRUSE, 99-09 FLTR, 06-09 FLHX, 00-17 Softail models (except FXBR/FXBRs/FXCW/FXCWC/FXS/FLSL/FLSS/FLSTSE, 99-17 Dyna models and 99-03 XL models)
2050-0464	For models 12VDC negative ground systems



SMART CONTROLLER BRAKE Y-HARNESS

- For use with SMART Turn Signal Controller and Dual-color amber/red 1157 rear turn signals (PART #2020-1995)
- Feeds brake signal to any 3-wire (red non-sequential) lighting product so that a separate Magic Strobes™ brake light flasher can be installed to provide brake light/strobe pattern

PART #	DESCRIPTION
2120-1164	SMART Controller brake Y-harness

REAR TURN SIGNAL STABILIZER™

- Plug-and-play module installs under the seat to add load back to rear turn signal circuits when OEM rear turn signals or Tour Pak are removed/replaced
- Module resolves open rear turn signal codes and rapid turn indicator flashing when the rear turn signal current draw is less than 120ma per side
- 64MA draw per side at 12,8V

PART #	DESCRIPTION
2050-0479	For 22 FLTRXST/FLHXST, 20-22 FLTRK, 19-22 FLHT, 18-22 FLTRXSE, 17-22 FLHRXS, 16-19 FLTRU, 15-22 FLTRX/FLTRXS, 15-19 FLHTKL, 15-16 FLTRUSE, 14-22 FLHR, 14-22 FLHTK, 14-22 FLHX, 14-21 FLHTKSE, 14-19 FLHTCU, 14-16 FLHTCUL, 14 FLHRSE

RUN/BRAKE/TURN ACCESSORY ADAPTER

- Converts Custom Dynamics plug-and-play run/brake accessories to run/brake turn functions
- Compatible with non-sequential, single-color red LED accessories
- Separated brake wire lead
- Plug-and-play
- Sold each
- See page 1072 of the 2022 Parts Europe FatBook for the full line of Custom Dynamics run/brake/turn signal accessory adapters

PART #	DESCRIPTION
2050-0465	For 10-13 FLHX/FLTRX



DAYTONA

IC RELAYS

- Three terminals
- 85 flash/ min
- 12VDC
- Output range of 0,1-100 W
- Measure 38 mm L x 28,4 mm H x 17,5 mm W

PART #	DESCRIPTION
2040-2875	IC relay w/ connector



2040-2875

PART #	DESCRIPTION
2040-2876	IC relay w/ position/ hazard lights



MINI RESISTOR FOR LED INDICATORS

- The mini resistor is required for all Harley models with turn signal relays that are retrofitted with LED turn signals
- In addition, it is required for new Harley models with a control unit in order to adjust the frequency of the display on the speedometer
- This ensures that the flashing frequency remains the same and that the new LED turn signals work properly

PART #	DESCRIPTION
2050-0467	Mini resistor for LED indicators



4-WAY REAR LIGHTING Y-SPLITTER

- Allow easy plug-in installation of multiple lighting accessories
- See page 1080 of the 2022 Parts Europe FatBook for the entire line of Ciro Lighting Y-splitters
- Sold in pairs

PART #	DESCRIPTION
2120-1166	For 14-22 H-D models



H9/H11 LED HEADLIGHT BULBS

- Replace H9 and H11 halogen bulbs
- Super-bright 6500 lumen output rated to last 30.000 hours
- Daylight white light rated at 6000K with no blue tint
- Adjustable light pattern
- Nighttime light field is 30% longer and 15% wider than factory bulbs
- RFI-shielded and produces no radio frequency interference in most motorcycles
- Plug-and-play installation using stock reflector and bulb housing
- Sold in pairs

PART #	DESCRIPTION
2060-0803	H9/H11 LED headlight bulbs



881 LED AUXILIARY LAMP BULBS

- 1500 Lumens per set
- Intense white light rated at 6000K
- Plug-and-play installation
- Low power draw
- 30.000 hour lifetime
- No load equalizer or ballast needed
- Sold as a pair

NOTE: Not DOT compliant.

PART #	DESCRIPTION
2060-0808	881 LED auxiliary lamp bulbs

H3-STYLE LED REPLACEMENT BULBS

- Replace H3 halogen bulbs
- Output 2000 total lumens (1000 per bulb)
- Use factory housings
- 6000k yellow light
- Rated for 30.000 hour service life
- Sold in pairs
- See page 1086 of the 2022 Parts Europe FatBook for the entire line of Rivco H3-style LED replacement bulbs

PART #	DESCRIPTION
2060-0804	Yellow H3-style LED bulbs



WINDSHIELDS & FAIRINGS

SADDLEBAGS & LUGGAGE

SEATS & Sissy BARS

EXHAUST

FUEL/AIR SYSTEMS

ENGINE

TRANSMISSION, CLUTCH LINE & DRIVELINE

GASKETS & SEALS

ELECTRICAL

LIGHTING & LICENSE PLATES

HANDLEBARS, CONTROLS & MIRRORS

CABLES

BRAKES & BRAKE LINES

TANKS & OIL FILTERS

DASHES & GAUGES

FRAMES & SUSPENSION

FENDERS

FOOTRESTS & FLOORBOARDS

WHEELS & AXLES

COVERS, LOCKS & GENERAL

AUDIO, COMMUNICATION & MOUNTS

- WINDSHIELDS & FAIRINGS
- SADDLEBAGS & LUGGAGE
- SEATS & SISSY BARS
- EXHAUST
- FUEL/AIR SYSTEMS
- ENGINE
- TRANSMISSION, CLUTCH LINE & DRIVELINE
- GASKETS & SEALS
- ELECTRICAL
- LIGHTING & LICENSE PLATES
- HANDLEBARS, CONTROLS & MIRRORS
- CABLES
- BRAKES & BRAKE LINES
- TANKS & OIL FILTERS
- DASHES & GAUGES
- FRAMES & SUSPENSION
- FENDERS
- FOOTRESTS & FLOORBOARDS
- WHEELS & AXLES
- COVERS, LOCKS & GENERAL
- AUDIO, COMMUNICATION & MOUNTS



SIDE-MOUNT LICENSE PLATE HOLDERS

- Fit Harley-Davidson® models with 1" rear axle
- SLIP-INN opening for screw-less mounting of the license plate
- Integrated LED license plate; light in slim aluminum housing
- Stable arm with guaranteed ANTI-TWIST safety
- Three different mounting options in width and invisible cable routing
- High quality aluminum in black anodized or chrome
- Come in different sizes for 10 European countries
- Includes all mounting material and axle nuts

FOR 21 RH1250S SPORTSTER S		
PART #	DESCRIPTION	PART #
2030-2247	Germany	2030-2253
2030-2248	Germany (220 x 200 mm)	2030-2254
2030-2249	Austria	2030-2255
2030-2250	Switzerland	2030-2256
2030-2251	Belgium	2030-2257
2030-2252	Spain	2030-2258
		Nano 3-1 Lightbar w/ Tail light Germany



3-IN-1 REAR LIGHTING UNIT AND SIDE-MOUNT LICENSE HOLDER KITS

- Kits include a total of 5 powerful SMDs that give the indicator, rear light and brake light function of this tiny rear light/indicator unit its bright light
- Packaged in a high-quality black metal housing with tinted lenses
- The bracket on which the LED 3-in-1 lighting including the E-mark is attached was made of steel and then powdercoated in glossy black
- The lighting unit is required if you remove the original lighting bracket and use a side license plate holder
- The included holder is screwed to the original mounting points in the rear part using the mounting material provided
- Milled license plate holder available with or without including slide-in frame for the license plate



KITS WITH LICENSE PLATE HOLDERS WITH SLIDE-IN FRAME		
PART #	COUNTRY	DESCRIPTION
FOR 21-22 RH1250 S SPORTSTERS S		
2030-2221	Austria	(210 mm x 170 mm)
2030-2223	Germany	(180 mm x 200 mm)
KITS WITH LICENSE PLATE HOLDER WITHOUT SLIDE-IN FRAME		
PART #	COUNTRY	DESCRIPTION
FOR 21-22 RH1250 S SPORTSTERS S		
2030-2220	Austria	(210 mm x 170 mm)
2030-2223	Germany	(180 mm x 200 mm)
2030-2224	France	(210 mm x 130 mm)
2030-2225	Italy	(170 mm x 170 mm)
2030-2226	Netherlands	(210 mm x 143 mm)
2030-2227	Switzerland	(210 mm x 143 mm)



SIDE-MOUNT LICENSE PLATE HOLDERS

- Cult-Werk lateral license plate holder certified for road traffic use for the listed license plate sizes and countries
- The shortest license plate holder on the market guarantees you a TOP look
- Made of high-quality steel, CNC-lasered and then powdercoated in black
- Available with or without including slide-in frame for the license plate
- Includes LED license plate light with E-mark.



LICENSE PLATE HOLDERS WITH SLIDE-IN FRAME

PART #	COUNTRY	SIZE
FOR 18-22 SOFTAIL MODELS (EXCEPT FXDR)		
2030-2172 ¹	Austria	210 mm x 170 mm
2030-2198 ¹	Germany	180 mm x 200 mm
FOR 19-22 FXDR		
2030-2170	Austria	210 mm x 170 mm
2030-2196	Germany	180 mm x 200 mm
FOR 13-17 FXSB, 08-11 FXCWC MODELS		
2030-2171	Austria	210 mm x 170 mm
2030-2197	Germany	180 mm x 200 mm

PART #	COUNTRY	SIZE
FOR 08-17 DYNA MODELS		
2030-2176	Austria	210 mm x 170 mm
2030-2200	Germany	180 mm x 200 mm
FOR 21-22 RH1250 S SPORTSTERS S		
2030-2174	Austria	210 mm x 170 mm
2030-2201	Germany	180 mm x 200 mm
FOR 00-21 XL 883/1200 MODELS		
2030-2175	Austria	210 mm x 170 mm
2030-2202	Germany	180 mm x 200 mm

PART #	COUNTRY	SIZE
FOR 02-17 VRSC/VRSCDX MODELS		
2030-2177	Austria	210 mm x 170 mm
2030-2203	Germany	180 mm x 200 mm

¹ With the FLSB and FLHC/FLHCS, the license plate holder can only be used without the cases.

LICENSE PLATE HOLDER WITHOUT SLIDE-IN FRAME

PART #	COUNTRY	SIZE
FOR 18-22 SOFTAIL MODELS (EXCEPT FXDR)		
2030-2181 ¹	Austria	210 mm x 170 mm
2030-2192 ¹	France	210 mm x 130 mm
2030-2207 ¹	Germany	180 mm x 200 mm
2030-2215 ¹	Italy	170 mm x 170 mm
2030-2232 ¹	Netherlands	210 mm x 143 mm
2030-2239 ¹	Switzerland	180 mm x 140 mm
FOR 19-22 FXDR		
2030-2178	Austria	210 mm x 170 mm
2030-2189	France	210 mm x 130 mm
2030-2204	Germany	180 mm x 200 mm
2030-2212	Italy	170 mm x 170 mm
2030-2229	Netherlands	210 mm x 143 mm
2030-2236	Switzerland	180 mm x 140 mm
FOR 13-17 FXSB, 08-11 FXCWC MODELS		
2030-2180	Austria	210 mm x 170 mm
2030-2191	France	210 mm x 130 mm
2030-2206	Germany	180 mm x 200 mm

PART #	COUNTRY	SIZE
FOR 13-17 FXSB, 08-11 FXCWC MODELS (CONT)		
2030-2214	Italy	170 mm x 170 mm
2030-2231	Netherlands	210 mm x 143 mm
2030-2238	Switzerland	180 mm x 140 mm
FOR 08-17 DYNA MODELS		
2030-2182	Austria	210 mm x 170 mm
2030-2195	France	210 mm x 130 mm
2030-2208	Germany	180 mm x 200 mm
2030-2216	Italy	170 mm x 170 mm
2030-2235	Netherlands	210 mm x 143 mm
2030-2240	Switzerland	180 mm x 140 mm
FOR 21-22 RH1250 S SPORTSTERS S		
2030-2183	Austria	210 mm x 170 mm
2030-2188	France	210 mm x 130 mm
2030-2209	Germany	180 mm x 200 mm
2030-2217	Italy	170 mm x 170 mm
2030-2241	Switzerland	180 mm x 140 mm
2030-2228	Netherlands	210 mm x 143 mm

PART #	COUNTRY	SIZE
FOR 00-21 XL 883/1200 MODELS		
2030-2185	Austria	210 mm x 170 mm
2030-2194	France	210 mm x 130 mm
2030-2211	Germany	180 mm x 200 mm
2030-2219	Italy	170 mm x 170 mm
2030-2234	Netherlands	210 mm x 143 mm
2030-2242	Switzerland	180 mm x 140 mm
FOR 02-17 VRSC/VRSCDX MODELS		
2030-2184	Austria	210 mm x 170 mm
2030-2193	France	210 mm x 130 mm
2030-2210	Germany	180 mm x 200 mm
2030-2218	Italy	170 mm x 170 mm
2030-2233	Netherlands	210 mm x 143 mm
2030-2243	Switzerland	180 mm x 140 mm

¹ With the FLSB and FLHC/FLHCS, the license plate holder can only be used without the cases.



CENTRAL LICENSE PLATE HOLDERS

- Fits exactly in the middle of the body of the original rear fender and thus the original bracket can be removed
- Made of high-quality steel, CNC-lasered and then powder-coated in black
- The element in which the lighting is located is made of high-quality ABS plastic and milled on 5-axis CNC machines
- Screws to the original attachment points on the fender (requires slightly longer screws, which are included) or mounts to the rear axle
- Certified for road traffic use

- Available with LED license plate light with E-mark or with LED license plate light, LED 2-in-one rear and brake light and LED indicator lights

NOTE: Depending on the size of the license plate and the setting of the holder, it is necessary to check the spring deflection and limit it if necessary. The required spring deflection limiters are included in the scope of delivery.

PART #	DESCRIPTION
FOR 18-22 FXFB/FXFBs	
2030-2186	License plate holder with LED license plate light
2030-2187	License plate holder with LED license plate light, LED 2-in-one rear and brake light and LED indicator lights

- WINDSHIELDS & FAIRINGS
- SADDLEBAGS & LUGGAGE
- SEATS & SISSY BARS
- EXHAUST
- FUEL/AIR SYSTEMS
- ENGINE
- TRANSMISSION, CLUTCH LINE & DRIVELINE
- GASKETS & SEALS
- ELECTRICAL
- LIGHTING & LICENSE PLATES
- HANDLEBARS, CONTROLS & MIRRORS
- CABLES
- BRAKES & BRAKE LINES
- TANKS & OIL FILTERS
- DASHES & GAUGES
- FRAMES & SUSPENSION
- FENDERS
- FOOTRESTS & FLOORBOARDS
- WHEELS & AXLES
- COVERS, LOCKS & GENERAL
- AUDIO, COMMUNICATION & MOUNTS



LATITUDE LIGHTSTRIKE™ TAILLIGHTS WITH LICENSE PLATE HOLDER

- Replaces the entire OEM lighting assembly for a complete rear end transformation
- Features brilliant LIGHTSTRIKE™ LED run, turn and brake light that is fully customizable, with a variety of animated functions and strobe effects that stand out in traffic
- Choose between 12 different power-on animations, 10 turn signal animations with strobe options, 3 brake animations and 5 brake burst modes

- Easy plug-n-play installation
 - License plate mount has hidden fasteners for an extra-clean look
 - Available in chrome or black with red or light smoked lens
- NOTE: DOT compliant.

PART #	DESCRIPTION
FOR 14-22 FLHX/FLTRX/FLHRXS MODELS	
2010-1461	Chrome w/ red lens
2010-1463	Black w/ red lens
2010-1462	Chrome w/ light smoked lens
2010-1464	Black w/ light smoked lens



LED LICENSE PLATE FRAMES

- Customize the back of your bike in a dramatic way
- Sculpted design with hidden fasteners for a streamlined look
- Plug-n-play red LED running lights increase visibility on the road



PART #	DESCRIPTION
FOR 14-22 FLHX/FLHXS/FLTRX/FLTRXS/FLHRXS MODELS	
2030-2086	Chrome housing, red LEDs, red lenses
2030-2087	Chrome housing, red LEDs, light smoke lenses
2030-2088	Black housing, red LEDs, red lenses
2030-2089	Black housing, red LEDs, light smoke lenses

DAYTONA



LED LICENSE PLATE LIGHT

- Black LED license plate light made of high-quality ABS plastic
- E-marked
- 24 mm long M4 x P0,7 thread
- 49 mm L x 14 mm W x 19,8 mm H
- ECE-approved

PART #	DESCRIPTION
2030-2153	LED license plate light





0601-5783



0601-5780



0601-5771



38 MM (1 1/2") EZ INSTALL POINTED TOP HANDLEBARS

- Revolutionary interlocking bolt-together two-piece handlebar design that takes up half the shelf space, is economical to ship and even faster to install
- CNC mandrel-bent from 38 mm (1 1/2") diameter x 2,5 mm (0,095") wall heavy tube
- Adjustable 38 mm (1 1/2") diameter collars next to the handlebar controls for a custom finished look
- EZ Install - no more need to fight internal wiring; with our handlebars you can install wiring in minutes
- Feature a billet machined top with a large internal machined radius that allows for EZ pulling of wiring (non-welded top corner)

- Bars with "squared" lower bends also have additional slots to ease wire routing
- Bars are knurled and notched for TBW applications
- See page 1125 of the 2022 Parts Europe FatBook for additional Pointed Top handlebars

NOTE: Accept OEM heated grips.

NOTE: U.S. Patent No. 10,946,926.

CHROME	GLOSS BLACK	END RISE	WIDTH	CENTER WIDTH	PULLBACK
FOR 21-22 FLHRXS (CABLE CLUTCH, 32 MM (1 1/4") CLAMPING AREA)					
0601-5783	0601-5786	30,5 cm (12")	89 cm (35")	28,5 cm (10,25")	20,5 cm (8")
0601-5784	0601-5787	35,5 cm (14")	89 cm (35")	28,5 cm (10,25")	20,5 cm (8")
0601-5785	0601-5788	40,5 cm (16")	89 cm (35")	28,5 cm (10,25")	20,5 cm (8")
FOR 21-22 FLTRX/FLTRXS/FLTRXSE/FLTRXST (CABLE CLUTCH, 32 MM (1,25") CLAMPING AREA)					
0601-5777	0601-5780	30,5 cm (12")	89 cm (35")	28,5 cm (10,25")	20,5 cm (8")
0601-5778	0601-5781	35,5 cm (14")	89 cm (35")	28,5 cm (10,25")	20,5 cm (8")
0601-5779	0601-5782	40,5 cm (16")	89 cm (35")	28,5 cm (10,25")	20,5 cm (8")
FOR 99-13, 21-22 FLHT/FLHTC/FLHTCU/FLHTK/FLHX AND H-D FL TRIKES (CABLE CLUTCH, 25,4 MM (1") CLAMPING AREA)					
0601-5771	0601-5774	30,5 cm (12")	91 cm (36")	39 cm (15")	23 cm (9")
0601-5772	0601-5775	35,5 cm (14")	91 cm (36")	39 cm (15")	23 cm (9")
0601-5773	0601-5776	40,5 cm (16")	91 cm (36")	39 cm (15")	23 cm (9")

NOTE | HANDLEBARS LISTED WILL NOT ACCEPT H-D OEM HEATED GRIPS (EXCEPT AS NOTED).

WINDSHIELDS
& FAIRINGSSADDLEBAGS
& LUGGAGESEATS &
SISSY BARS

EXHAUST

FUEL/AIR
SYSTEMS

ENGINE

TRANSMISSION,
CLUTCH LINE
& DRIVELINEGASKETS
& SEALS

ELECTRICAL

LIGHTING
& LICENSE
PLATESHANDLEBARS,
CONTROLS
& MIRRORS

CABLES

BRAKES &
BRAKE LINESTANKS &
OIL FILTERSDASHES
& GAUGESFRAMES &
SUSPENSION

FENDERS

FOOTRESTS &
FLOORBOARDSWHEELS
& AXLESCOVERS,
LOCKS &
GENERALAUDIO,
COMMUNICATION
& MOUNTS

- WINDSHIELDS
& FAIRINGS
- SADDLEBAGS
& LUGGAGE
- SEATS &
SISSY BARS
- EXHAUST
- FUEL/AIR
SYSTEMS
- ENGINE
- TRANSMISSION,
CLUTCH LINE
& DRIVELINE
- GASKETS
& SEALS
- ELECTRICAL
- LIGHTING
& LICENSE
PLATES
- HANDLEBARS,
CONTROLS
& MIRRORS
- CABLES
- BRAKES &
BRAKE LINES
- TANKS &
OIL FILTERS
- DASHES
& GAUGES
- FRAMES &
SUSPENSION
- FENDERS
- FOOTRESTS &
FLOORBOARDS
- WHEELS
& AXLES
- COVERS,
LOCKS &
GENERAL
- AUDIO,
COMMUNICATION
& MOUNTS




38 MM (1 1/2") EZ INSTALL
ROUND TOP HANDLEBARS

- Revolutionary interlocking bolt-together two-piece handlebar design that takes up half the shelf space, is economical to ship and even faster to install
- CNC mandrel-bent from 38 mm (1 1/2") diameter x 2,5 mm (0,095") wall heavy tube
- Adjustable 38 mm (1 1/2") diameter collars next to the handlebar controls for a custom finished look
- EZ Install - no more need to fight internal wiring; with our handlebars you can install wiring in minutes
- Bars are knurled and notched for TBW applications
- See page 1125 of the 2022 Parts Europe FatBook for additional Round Top handlebars

NOTE: Accept OEM heated grips.
NOTE: U.S. Patent No. 10,946,926.

CHROME	GLOSS BLACK	END RISE	WIDTH	CENTER WIDTH	PULLBACK
FOR 99-13, 21-22 FLHT/FLHTC/FLHTCU/FLHTK/FLHX AND H-D FL TRIKES (CABLE CLUTCH, 25,4 MM (1") CLAMPING AREA)					
0601-5765	0601-5768	30,5 cm (12")	91 cm (36")	39 cm (15")	23 cm (9")
0601-5766	0601-5769	35,5 cm (14")	91 cm (36")	39 cm (15")	23 cm (9")
0601-5767	0601-5770	40,5 cm (16")	91 cm (36")	39 cm (15")	23 cm (9")



38 MM (1 1/2") EZ INSTALL FLAT TOP HANDLEBARS

- Revolutionary interlocking bolt-together two-piece handlebar design that takes up half the shelf space, is economical to ship and even faster to install
- CNC mandrel-bent from 38 mm (1 1/2") diameter x 2,5 mm (0,095") wall heavy tube
- Adjustable 38 mm (1 1/2") diameter collars next to the handlebar controls for a custom finished look
- EZ Install - no more need to fight internal wiring; with our handlebars you can install wiring in minutes
- Feature a billet machined top with a large internal machined radius that allows for EZ pulling of wiring (non-welded top corner)
- Bars with "squared" lower bends also have additional slots to ease wire routing
- Bars are knurled and notched for TBW applications
- See page 1124 of the 2022 Parts Europe FatBook for additional EZ Install flat top handlebars

NOTE: Accept OEM heated grips.
NOTE: U.S. Patent No. 10,946,926

CHROME	GLOSS BLACK	END RISE	WIDTH	CENTER WIDTH	PULLBACK
FOR 21-22 FLHRXS (CABLE CLUTCH, 32 MM (1 1/4") CLAMPING AREA)					
0601-5801	0601-5804	30,5 cm (12")	89 cm (35")	28,5 cm (10,25")	20,5 cm (8")
0601-5802	0601-5805	35,5 cm (14")	89 cm (35")	28,5 cm (10,25")	20,5 cm (8")
0601-5803	0601-5806	40,5 cm (16")	89 cm (35")	28,5 cm (10,25")	20,5 cm (8")
FOR 21-22 FLTRX/FLTRXS/FLTRK/FLTRXSE/FLTRXST/FLTRXSE (CABLE CLUTCH, 32 MM (1,25") CLAMPING AREA)					
0601-5795	0601-5898	30,5 cm (12")	89 cm (35")	28,5 cm (10,25")	20,5 cm (8")
0601-5796	0601-5799	35,5 cm (14")	89 cm (35")	28,5 cm (10,25")	20,5 cm (8")
0601-5797	0601-5800	40,5 cm (16")	89 cm (35")	28,5 cm (10,25")	20,5 cm (8")
FOR 99-13, 21-22 FLHT/FLHTK/FLHTKSE/FLHX/FLHXS/FLHXSE/FLHTCI/FLHTCUSE/FLHTPI/FLHTCUTG/FLHTCUTGSE (CABLE CLUTCH, 25,4 MM (1") CLAMPING AREA)					
0601-5789	0601-5792	30,5 cm (12")	91 cm (36")	39 cm (15")	23 cm (9")
0601-5790	0601-5793	35,5 cm (14")	91 cm (36")	39 cm (15")	23 cm (9")
0601-5791	0601-5794	40,5 cm (16")	91 cm (36")	39 cm (15")	23 cm (9")

NOTE | HANDLEBARS LISTED WILL NOT ACCEPT H-D OEM HEATED GRIPS (EXCEPT AS NOTED).



32 MM (1 1/4") BUFFALO TOURING HANDLEBARS

- Diamond-knurled and slotted for 25,4 mm (1") internal wiring
- Accept stock controls and handlebar clamp
- Accept OEM H-D heated grips

- Designed for electronic throttle control applications
- See page 1126 of the 2022 Parts Europe FatBook for the complete line of 32 mm (1 1/4") Buffalo Touring Handlebars

CHROME	GLOSS BLACK	DESCRIPTION	END RISE	WIDTH	CENTER WIDTH	PULLBACK
FOR 08-22 FLHR, 08-13 FLTR (EXCEPT FLHRXS)						
0601-2739	0601-1240	25,5 cm (10") Ape Hanger	25,5 cm (10")	99 cm (39")	29 cm (11,5")	25,5 cm (10")
0601-2734	0601-2740	32 cm (12,5") Ape Hanger	32 cm (12,5")	91 cm (36")	26,5 cm (10,5")	30,5 cm (12")
0601-2735	0601-1242	35,5 cm (14") Ape Hanger	35,5 cm (14")	99 cm (39")	25,5 cm (10")	28 cm (11")
-	0601-2741	40,5 cm (16") Ape Hanger	40,5 cm (16")	100 cm (39,5")	29 cm (11,5")	25,5 cm (10")
0601-2743	-	45,5 cm (18") Ape Hanger	45,5 cm (18")	102 cm (40")	30,5 cm (12")	20,5 cm (8")
FOR 08-22 FLHT/FLHX AND H-D FL TRIKE						
-	0601-2745	33 cm (13") Ape Hanger	33 cm (13")	97 cm (38")	32 cm (12,5")	19 cm (7,5")



32 MM (1 1/4") BUFFALO BARS

- The ultimate 32 mm (1 1/4") diameter handlebar, designed for maximum comfort
- 25,4 mm (1") diameter in clamping area (except T-Bars)
- Slotted and notched for Throttle-By-Wire applications unless noted
- Standard bars have 89 mm (3 1/2") on-center knurling to prevent movement (except T-Bars)
- Springer-style bars have 12 cm (4 3/4") center diamond knurling for a smooth finished look; work with the OEM Springer risers and handlebar clamps
- Optional 32 mm (1 1/4") thick Buffalo risers are also available to complete the look
- Optional handlebar clamps cover all of the center area that is sized down to 25,4 mm (1")

- Optional gauge mounts for T-Bars sold separately; see DASHES & GAUGES section of the 2022 Parts Europe FatBook
- See page 1181 of the 2022 Parts Europe FatBook for handlebar clamps and risers
- See page 1127 of the 2022 Parts Europe FatBook for the complete line of 32 mm (1 1/4") Buffalo Bars

NOTE: Not for models with electronic throttle control unless noted.

NOTE: Not for use with stock risers and handlebar/gauge mount on 883C/1200C models.

NOTE: Compatible with hydraulic clutch controls.

CHROME	GLOSS BLACK	DESCRIPTION	END RISE	WIDTH	CENTER WIDTH	PULLBACK
-	0601-2263	20,5 cm (8") T-Bar (straight risers)	32 cm (12,5")	79 cm (31")	21,5 cm (8,5")	15 cm (5,875")
-	0601-2749	30,5 cm (12") T-Bar (straight risers)	30,5 cm (12")	73,5 cm (29")	23 cm (9")	12,5 cm (5")
-	0601-2751	35,5 cm (14") T-Bar (straight risers)	35,5 cm (14")	73,5 cm (29")	23 cm (9")	12,5 cm (5")
0601-1008 ^{1, 2}	-	40,5 cm (16") Ape Hanger for Springer	40,5 cm (16")	103 cm (40,5")	28 cm (11")	26,5 cm (10,5")
0601-1006 ^{1, 2}	-	Beach bars for Springer	76 mm (3")	100 cm (39,5")	26,5 cm (10,5")	43 cm (16,875")

¹ Not for models with electronic throttle control.

² Will not accept heated grips.

NOTE | HANDLEBARS LISTED WILL NOT ACCEPT H-D OEM HEATED GRIPS (EXCEPT AS NOTED).

WINDSHIELDS
& FAIRINGSSADDLEBAGS
& LUGGAGESEATS &
SISSY BARS

EXHAUST

FUEL/AIR
SYSTEMS

ENGINE

TRANSMISSION,
CLUTCH LINE
& DRIVELINEGASKETS
& SEALS

ELECTRICAL

LIGHTING
& LICENSE
PLATESHANDLEBARS,
CONTROLS
& MIRRORS

CABLES

BRAKES &
BRAKE LINESTANKS &
OIL FILTERSDASHES
& GAUGESFRAMES &
SUSPENSION

FENDERS

FOOTRESTS &
FLOORBOARDSWHEELS
& AXLESCOVERS,
LOCKS &
GENERALAUDIO,
COMMUNICATION
& MOUNTS

- WINDSHIELDS & FAIRINGS
- SADDLEBAGS & LUGGAGE
- SEATS & SISSY BARS
- EXHAUST
- FUEL/AIR SYSTEMS
- ENGINE
- TRANSMISSION, CLUTCH LINE & DRIVELINE
- GASKETS & SEALS
- ELECTRICAL
- LIGHTING & LICENSE PLATES
- HANDLEBARS, CONTROLS & MIRRORS
- CABLES
- BRAKES & BRAKE LINES
- TANKS & OIL FILTERS
- DASHES & GAUGES
- FRAMES & SUSPENSION
- FENDERS
- FOOTRESTS & FLOORBOARDS
- WHEELS & AXLES
- COVERS, LOCKS & GENERAL
- AUDIO, COMMUNICATION & MOUNTS



32 MM (1 1/4") VALLEY HANDLEBARS

- Modeled after MX bars to give your bike a tough look
- Steel bars feature a 32 mm (1 1/4") clamping area
- Top of the bar is mitered
- Bars are sleeved down to accept 25,4 mm (1") controls
- Slotted for internal wiring and Throttle-By-Wire

PART #	DESCRIPTION	END RISE	WIDTH	CENTER WIDTH	PULLBACK
0601-5914	Chrome	10 cm (4")	79 cm (31")	14,5 cm (5-3/4")	51 mm (2")
0601-5915	Black	10 cm (4")	79 cm (31")	14,5 cm (5-3/4")	51 mm (2")
0601-5916	Stainless	10 cm (4")	79 cm (31")	14,5 cm (5-3/4")	51 mm (2")



32 MM (1 1/4") DOMINATOR HANDLEBARS

- Provide a responsive handling position without sacrificing comfort or looks
- Choose between straight riser or raked riser version
- Tube diameter is 32 mm (1,25"), stepped down to 25,4 mm (1") for use with stock hand controls
- Laser cut, welded, deburred and slotted for easy internal wiring
- Bars are crowned for electronic, Throttle-By-Wire applications
- 30,5 cm (12") and 35,5 cm (14") bars require longer cables/lines/electrical for installation and will not fit models with integrated lower clamp

BLACK POWDERCOAT	MATTE BLACK	END RISE	WIDTH	CENTER WIDTH	PULLBACK
STRAIGHT RISER					
0601-5703	0601-5704	25,5 cm (10")	73,5 cm (29")	8,9 cm (3,5")	10 cm (4")
0601-5705	0601-5706	30,5 cm (12")	73,5 cm (29")	8,9 cm (3,5")	10 cm (4")
0601-5707	0601-5708	35,5 cm (14")	73,5 cm (29")	8,9 cm (3,5")	10 cm (4")
RAKED RISER					
0601-5697	0601-5698	25,5 cm (10")	73,5 cm (29")	8,9 cm (3,5")	12,5 cm (5")
0601-5699	0601-5700	30,5 cm (12")	73,5 cm (29")	8,9 cm (3,5")	12,5 cm (5")
0601-5701	0601-5702	35,5 cm (14")	73,5 cm (29")	8,9 cm (3,5")	12,5 cm (5")

NOTE | HANDLEBARS LISTED WILL NOT ACCEPT H-D OEM HEATED GRIPS (EXCEPT AS NOTED).

WINDSHIELDS
& FAIRINGS

SADDLEBAGS
& LUGGAGE

SEATS &
SISSY BARS

EXHAUST

FUEL/AIR
SYSTEMS

ENGINE

TRANSMISSION,
CLUTCH LINE
& DRIVELINE

GASKETS
& SEALS

ELECTRICAL

LIGHTING
& LICENSE
PLATES

**HANDLEBARS,
CONTROLS
& MIRRORS**

CABLES

BRAKES &
BRAKE LINES

TANKS &
OIL FILTERS

DASHES
& GAUGES

FRAMES &
SUSPENSION

FENDERS

FOOTRESTS &
FLOORBOARDS

WHEELS
& AXLES

COVERS,
LOCKS &
GENERAL

AUDIO,
COMMUNICATION
& MOUNTS



0601-5738



0601-5739

32 MM (1 1/4") EZ INSTALL REDUCED REACH POINTED TOP HANDLEBARS

- Bars feature an additional 7,5 cm (3") of pullback from the traditional height handlebars
- Revolutionary interlocking bolt-together two-piece handlebar design that takes up half the shelf space, is economical to ship and even faster to install
- CNC mandrel-bent from 32 mm (1 1/4") diameter x 3 mm (0,120") wall heavy tube
- EZ install – no more need to fight internal wiring; with our handlebars you can install wiring in minutes
- Feature a billet machined top with a large internal machined radius that allows for EZ pulling of wiring (non-welded top corner)
- Bars and knurled and notched for TBW applications

NOTE: Accept OEM heated grips.

NOTE: U.S. Patent No. 10,946,926.

CHROME	GLOSS BLACK	END RISE	WIDTH	CENTER WIDTH	PULLBACK
FOR 99-22 FLHT/FLHX (25,4 MM (1") CLAMPING AREA)					
0601-5738	0601-5739	28 cm (11")	86,5 cm (34")	39,5 cm (15,5")	30 cm (12")



32 MM (1 1/4") EZ INSTALL REDUCED REACH FLAT TOP HANDLEBARS

- Bars feature an additional 7,5 cm (3") of pullback from the traditional height handlebars
- Revolutionary interlocking bolt-together two-piece handlebar design that takes up half the shelf space, is economical to ship and even faster to install
- CNC mandrel-bent from 32 mm (1 1/4") diameter x 3 mm (0,120") wall heavy tube
- EZ install – no more need to fight internal wiring; with our handlebars you can install wiring in minutes
- Bars and knurled and notched for TBW applications

NOTE: Accept OEM heated grips.

NOTE: U.S. Patent No. 10,946,926.

CHROME	GLOSS BLACK	END RISE	WIDTH	CENTER WIDTH	PULLBACK
FOR 99-22 FLHT/FLHX (25,4 MM (1") CLAMPING AREA)					
0601-5740	0601-5741	28 cm (11")	86,5 cm (34")	39,5 cm (15,5")	30 cm (12")




0601-5741



NOTE | HANDLEBARS LISTED WILL NOT ACCEPT H-D OEM HEATED GRIPS (EXCEPT AS NOTED).

- WINDSHIELDS & FAIRINGS
- SADDLEBAGS & LUGGAGE
- SEATS & SISSY BARS
- EXHAUST
- FUEL/AIR SYSTEMS
- ENGINE
- TRANSMISSION, CLUTCH LINE & DRIVELINE
- GASKETS & SEALS
- ELECTRICAL
- LIGHTING & LICENSE PLATES
- HANDLEBARS, CONTROLS & MIRRORS
- CABLES
- BRAKES & BRAKE LINES
- TANKS & OIL FILTERS
- DASHES & GAUGES
- FRAMES & SUSPENSION
- FENDERS
- FOOTRESTS & FLOORBOARDS
- WHEELS & AXLES
- COVERS, LOCKS & GENERAL
- AUDIO, COMMUNICATION & MOUNTS



25,4 MM (1") TOURING HANDLEBARS

- Notched for electronic throttle control
- Seamless steel tubing
- Slotted for internal wiring
- Available in smooth unknurled style
- See page 1155 of the 2022 Parts Europe FatBook for the complete line of 25,4 mm (1") Touring Handlebars

CHROME	GLOSS BLACK	DESCRIPTION	END RISE	WIDTH	CENTER WIDTH	PULLBACK
FOR 08-20 FLHR, 08-13 FLTR						
0601-1213	-	25,5 cm (10") Ape Hanger	25,5 cm (10")	77 cm (30,5")	21,5 cm (8,5")	28 cm (11")
0601-1216	0601-1217	30,5 cm (12") Ape Hanger	30,5 cm (12")	79 cm (31")	26 cm (10,25")	30,5 cm (12")
0601-1220	0601-1221	35,5 cm (14") Ape Hanger	38 cm (15")	81 cm (32")	25,5 cm (10")	28 cm (11")
0601-1222	-	40,5 cm (16") Ape Hanger	40,5 cm (16")	81 cm (32")	20,5 cm (8")	15 cm (6")
0601-1228	-	Beach bar	11,5 cm (4,5")	91 cm (36")	19,5 cm (7,75")	36 cm (14,25")



25,4 MM (1") WELDED STAINLESS MX HANDLEBARS

- Handcrafted moto handlebars made from stainless steel tubing that is bent, cut and welded into an aggressive styled bar
- Hand-finished for a unique look
- Moto style handlebar provides an aggressive, yet comfortable riding position
- 25,4 mm (1") diameter knurled clamping area
- Will work with both cable and Throttle-By-Wire throttle

PART #	END RISE	WIDTH	CENTER WIDTH	PULLBACK
0601-5709	12,5 cm (5")	76 cm (30")	20,5 cm (8")	54 mm (2 1/8")



25,4 MM (1") STAINLESS MX HANDLEBARS

- Moto inspired handlebars made from 25,4 mm (1") premium stainless steel tubing that is CNC-bent than hand finished
- Moto style handlebar provides an aggressive, yet comfortable ride position
- Hand finished stainless option is available for a unique look and to complement motorcycles with stainless steel exhaust pipes
- 25,4 mm (1") diameter knurled clamping area
- Stainless or gloss black powdercoat finish
- Will work with both cable and Throttle-By-Wire throttle

STAINLESS	GLOSS BLACK	END RISE	WIDTH	CENTER WIDTH	PULLBACK
0601-5929	0601-5930	12,5 cm (5")	76 cm (30")	20,5 cm (8")	54 mm (2 1/8")

NOTE | HANDLEBARS LISTED WILL NOT ACCEPT H-D OEM HEATED GRIPS (EXCEPT AS NOTED).

**25,4 MM DRAG BARS**

- Designed to make your Harley low and wide and is approved for road traffic use
- It is 820 mm wide and fits Harley models from 84-22
- The cables and lines do NOT have to be extended
- The handlebar is installed on almost all Cult-Werk bikes
- Available in standard design or drilled for internal wiring



0601-5881

PART #

0601-5881

0601-5882

DESCRIPTION

Black

Black, drilled for internal wiring



0601-5690



0601-5689

25,4 MM (1") JIM BARS

- The Jim is bent as a narrow clamp mount handlebar
- Skinniest bar Burly Brand offers
- Made with 1-inch steel tubing featuring slots for internal wiring and crowned for Throttle-By-Wire applications
- 89 mm (3 1/2") on-center knurling
- Welded and mandrel bent for precision fit
- Work with stock controls on Sportster models

CHROME	BLACK	END RISE	WIDTH	CENTER WIDTH	PULLBACK
0601-5690	0601-5689	23 cm (9")	66 cm (26")	14 cm (5,5")	6,4 cm (2,5")
0601-5692	0601-5691	28 cm (11")	66 cm (26")	14 cm (5,5")	6,4 cm (2,5")



0601-5694



0601-5693

25,4 MM (1") SID BARS

- Simple window bar, with a kicker; nothing more, nothing less
- Made with 1-inch steel tubing featuring slots for internal wiring and crowned for Throttle-By-Wire applications
- 89 mm (3 1/2") on-center knurling
- Welded and mandrel bent for precision fit

CHROME	BLACK	END RISE	WIDTH	CENTER WIDTH	PULLBACK
0601-5694	0601-5693	20,5 cm (8")	71 cm (28")	14 cm (5,5")	6,4 cm (2,5")
0601-5696	0601-5695	25,5 cm (10")	71 cm (28")	14 cm (5,5")	6,4 cm (2,5")

NOTE | HANDLEBARS LISTED WILL NOT ACCEPT H-D OEM HEATED GRIPS (EXCEPT AS NOTED).

WINDSHIELDS
& FAIRINGSSADDLEBAGS
& LUGGAGESEATS &
SISSY BARS

EXHAUST

FUEL/AIR
SYSTEMS

ENGINE

TRANSMISSION,
CLUTCH LINE
& DRIVELINEGASKETS
& SEALS

ELECTRICAL

LIGHTING
& LICENSE
PLATESHANDLEBARS,
CONTROLS
& MIRRORS

CABLES

BRAKES &
BRAKE LINESTANKS &
OIL FILTERSDASHES
& GAUGESFRAMES &
SUSPENSION

FENDERS

FOOTRESTS &
FLOORBOARDSWHEELS
& AXLESCOVERS,
LOCKS &
GENERALAUDIO,
COMMUNICATION
& MOUNTS

WINDSHIELDS
& FAIRINGS

SADDLEBAGS
& LUGGAGE

SEATS &
SISSY BARS

EXHAUST

FUEL/AIR
SYSTEMS

ENGINE

TRANSMISSION,
CLUTCH LINE
& DRIVELINE

GASKETS
& SEALS

ELECTRICAL

LIGHTING
& LICENSE
PLATES

HANDLEBARS,
CONTROLS
& MIRRORS

CABLES

BRAKES &
BRAKE LINES

TANKS &
OIL FILTERS

DASHES &
GAUGES

FRAMES &
SUSPENSION

FENDERS

FOOTRESTS &
FLOORBOARDS

WHEELS
& AXLES

COVERS,
LOCKS &
GENERAL

AUDIO,
COMMUNICATION
& MOUNTS



0601-5925



0601-5926



0601-5927



0601-5928

25,4 MM (1") MOTOHIGH 2.0 HANDLEBARS

- Motocross-style handlebar
- Aggressive profile
- Slotted for internal wiring
- Knurling
- Available in chrome, gloss black, flat black, and brushed stainless steel
- Fits any riser with a 25,4 mm (1") clamping area

PART #	DESCRIPTION	WIDTH	END RISE	CENTER WIDTH	PULLBACK
0601-5925	Brushed stainless steel	75 cm (29,5")	11,5 cm (4,5")	13,2 cm (5,2")	59 mm (2,35")
0601-5926	Chrome	75 cm (29,5")	11,5 cm (4,5")	13,2 cm (5,2")	59 mm (2,35")
0601-5927	Gloss black	75 cm (29,5")	11,5 cm (4,5")	13,2 cm (5,2")	59 mm (2,35")
0601-5928	Flat black	75 cm (29,5")	11,5 cm (4,5")	13,2 cm (5,2")	59 mm (2,35")



0601-5921



0601-5922



0601-5923



0601-5924

25,4 MM (1") MOTOMID 2.0 HANDLEBARS

- Motocross-style handlebar
- Aggressive profile
- Slotted for internal wiring
- Knurling
- Available in chrome, gloss black, flat black, and brushed stainless steel
- Fits any riser with a 25,4 mm (1") clamping area

PART #	DESCRIPTION	WIDTH	END RISE	CENTER WIDTH	PULLBACK
0601-5921	Brushed stainless steel	75 cm (29,5")	89 mm (3,5")	13,2 cm (5,2")	51 mm (2")
0601-5922	Chrome	75 cm (29,5")	89 mm (3,5")	13,2 cm (5,2")	51 mm (2")
0601-5923	Gloss black	75 cm (29,5")	89 mm (3,5")	13,2 cm (5,2")	51 mm (2")
0601-5924	Flat black	75 cm (29,5")	89 mm (3,5")	13,2 cm (5,2")	51 mm (2")

NOTE | HANDLEBARS LISTED WILL NOT ACCEPT H-D OEM HEATED GRIPS (EXCEPT AS NOTED).



25,4 MM (1") MOTOLOW 2.0 HANDLEBARS

- Motocross-style handlebar
- Aggressive profile
- Slotted for internal wiring
- Knurling

- Available in chrome, gloss black, flat black, and brushed stainless steel
- Fits any riser with a 25,4 mm (1") clamping area

PART #	DESCRIPTION	WIDTH	END RISE	CENTER WIDTH	PULLBACK
0601-5917	Brushed stainless steel	75 cm (29,5")	64 mm (2,5")	13,2 cm (5,2")	44 mm (1,75")
0601-5918	Chrome	75 cm (29,5")	64 mm (2,5")	13,2 cm (5,2")	44 mm (1,75")
0601-5919	Gloss black	75 cm (29,5")	64 mm (2,5")	13,2 cm (5,2")	44 mm (1,75")
0601-5920	Flat black	75 cm (29,5")	64 mm (2,5")	13,2 cm (5,2")	44 mm (1,75")



V-TWIN HANDLEBARS

- Constructed of 7075-T6 alloy for added strength
- Shot-peened and hard anodized black for improved durability
- Slotted for internal wiring and notched for Throttle-By-Wire
- Laser-etched ODI graphics

- Knurled left side helps with grip bar adhesion
- Control length 20,3 cm (8")
- Bars with 28,6 mm (1 1/8") clamping area require special risers (sold separately)

PART #	ODI BEND	A - WIDTH	B - HEIGHT	C - RISE	D - CLAMP	E - SWEEP
25,4 MM (1") HANDLEBARS W/ 28,6 MM (1 1/8") CLAMPING AREA						
0601-5895	V-Twin/MOTO	80 cm (31 1/2")	12 cm (4 3/4")	82 mm (3 15/64")	28,6 mm (1 1/8")	54 mm (2 1/8")
0601-5896	V-Twin/MOTO	80 cm (31 1/2")	12 cm (4 3/4")	82 mm (3 15/64")	28,6 mm (1 1/8")	54 mm (2 1/8")
0601-5897	V-Twin Tracker	76 cm (30")	70 mm (2 3/4")	7 mm (2 3/4")	28,6 mm (1 1/8")	43 mm (1 11/16")
0601-5898	V-Twin Tracker	76 cm (30")	7 mm (2 3/4")	7 mm (2 3/4")	28,6 mm (1 1/8")	43 mm (1 11/16")
25,4 MM (1") HANDLEBARS W/ 25,44 MM (1") CLAMPING AREA						
0601-5899	V-Twin MOTO	80 cm (31 1/2")	70 mm (2 3/4")	82 mm (3 15/64")	25,4 mm (1")	54 mm (2 1/8")
0601-5901	V-Twin Tracker	76 cm (30")	70 mm (2 3/4")	7 mm (2 3/4")	25,4 mm (1")	43 mm (1 11/16")
0601-5900	V-Twin Tracker	76 cm (30")	70 mm (2 3/4")	7 mm (2 3/4")	25,4 mm (1")	43 mm (1 11/16")

NOTE | HANDLEBARS LISTED WILL NOT ACCEPT H-D OEM HEATED GRIPS (EXCEPT AS NOTED).

WINDSHIELDS & FAIRINGS

SADDLEBAGS & LUGGAGE

SEATS & SISSY BARS

EXHAUST

FUEL/AIR SYSTEMS

ENGINE

TRANSMISSION, CLUTCH LINE & DRIVELINE

GASKETS & SEALS

ELECTRICAL

LIGHTING & LICENSE PLATES

HANDLEBARS, CONTROLS & MIRRORS

CABLES

BRAKES & BRAKE LINES

TANKS & OIL FILTERS

DASHES & GAUGES

FRAMES & SUSPENSION

FENDERS

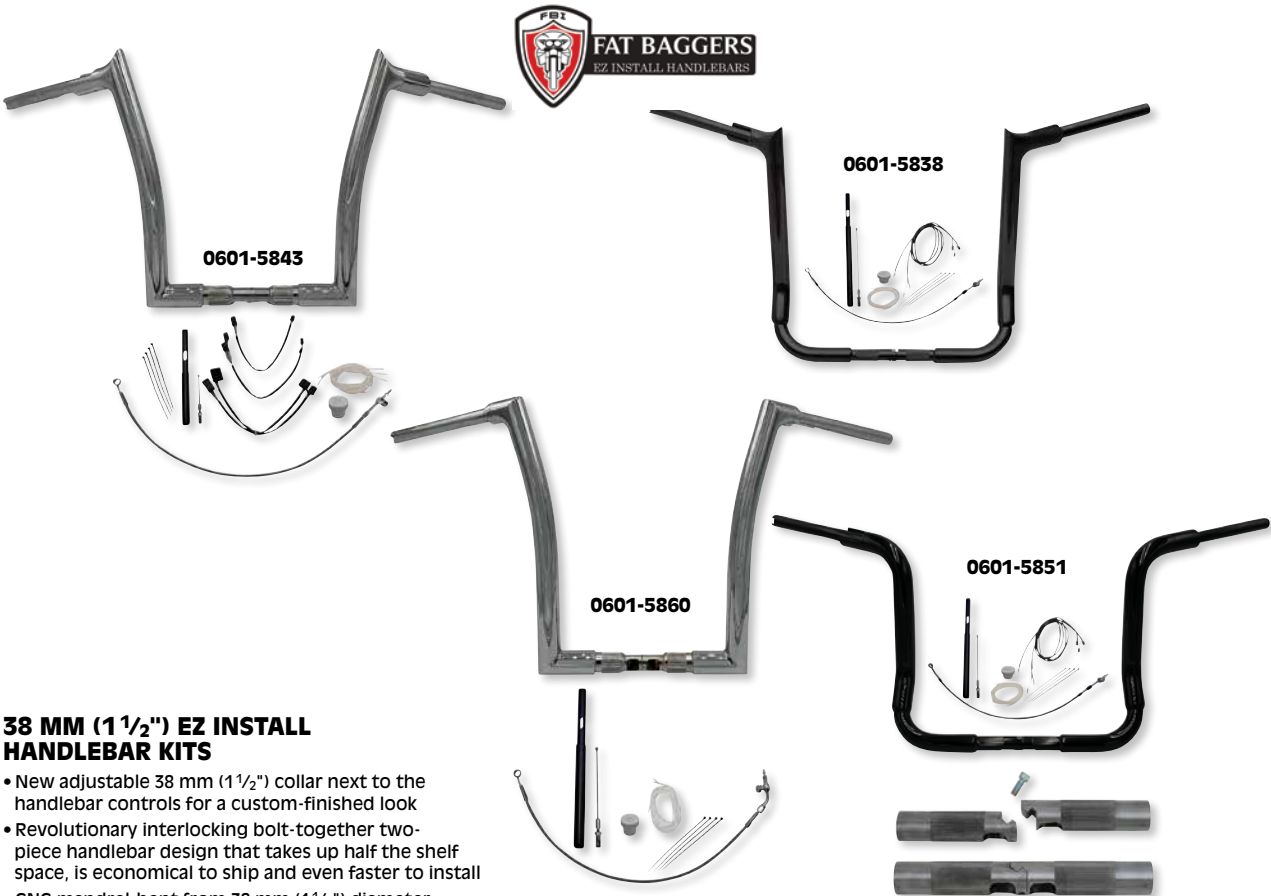
FOOTRESTS & FLOORBOARDS

WHEELS & AXLES

COVERS, LOCKS & GENERAL

AUDIO, COMMUNICATION & MOUNTS

- WINDSHIELDS & FAIRINGS
- SADDLEBAGS & LUGGAGE
- SEATS & SISSY BARS
- EXHAUST
- FUEL/AIR SYSTEMS
- ENGINE
- TRANSMISSION, CLUTCH LINE & DRIVELINE
- GASKETS & SEALS
- ELECTRICAL
- LIGHTING & LICENSE PLATES
- HANDLEBARS, CONTROLS & MIRRORS
- CABLES
- BRAKES & BRAKE LINES
- TANKS & OIL FILTERS
- DASHES & GAUGES
- FRAMES & SUSPENSION
- FENDERS
- FOOTRESTS & FLOORBOARDS
- WHEELS & AXLES
- COVERS, LOCKS & GENERAL
- AUDIO, COMMUNICATION & MOUNTS



38 MM (1 1/2") EZ INSTALL HANDLEBAR KITS

- New adjustable 38 mm (1 1/2") collar next to the handlebar controls for a custom-finished look
- Revolutionary interlocking bolt-together two-piece handlebar design that takes up half the shelf space, is economical to ship and even faster to install
- CNC mandrel-bent from 38 mm (1 1/2") diameter x 2,5 mm (0,095") wall heavy tube
- EZ Install - no more need to fight internal wiring; with our handlebars you can install wiring in minutes
- Available with round top, flat top or pointed top style handlebars
- Pointed top bars feature billet machined top with a large internal machined radius that allows for EZ pulling of wiring (non-welded top corner)
- Install kit includes everything to install the handlebars in half the time of other kits due to our design that only extends the existing clutch cable/clutch line and brake lines; no need to waste time and money replacing the existing cables and lines
- Black bars come with wire extensions and smooth black braided lines/vinyl cable extensions as required; chrome bars come with wire extensions and braided stainless lines/cable extensions as required (see note)
- Designed to work with ABS and non-ABS models

- All bars are knurled and notched for TBW applications
- See page 1174 of the 2022 Parts Europe FatBook for additional EZ Install handlebar kits

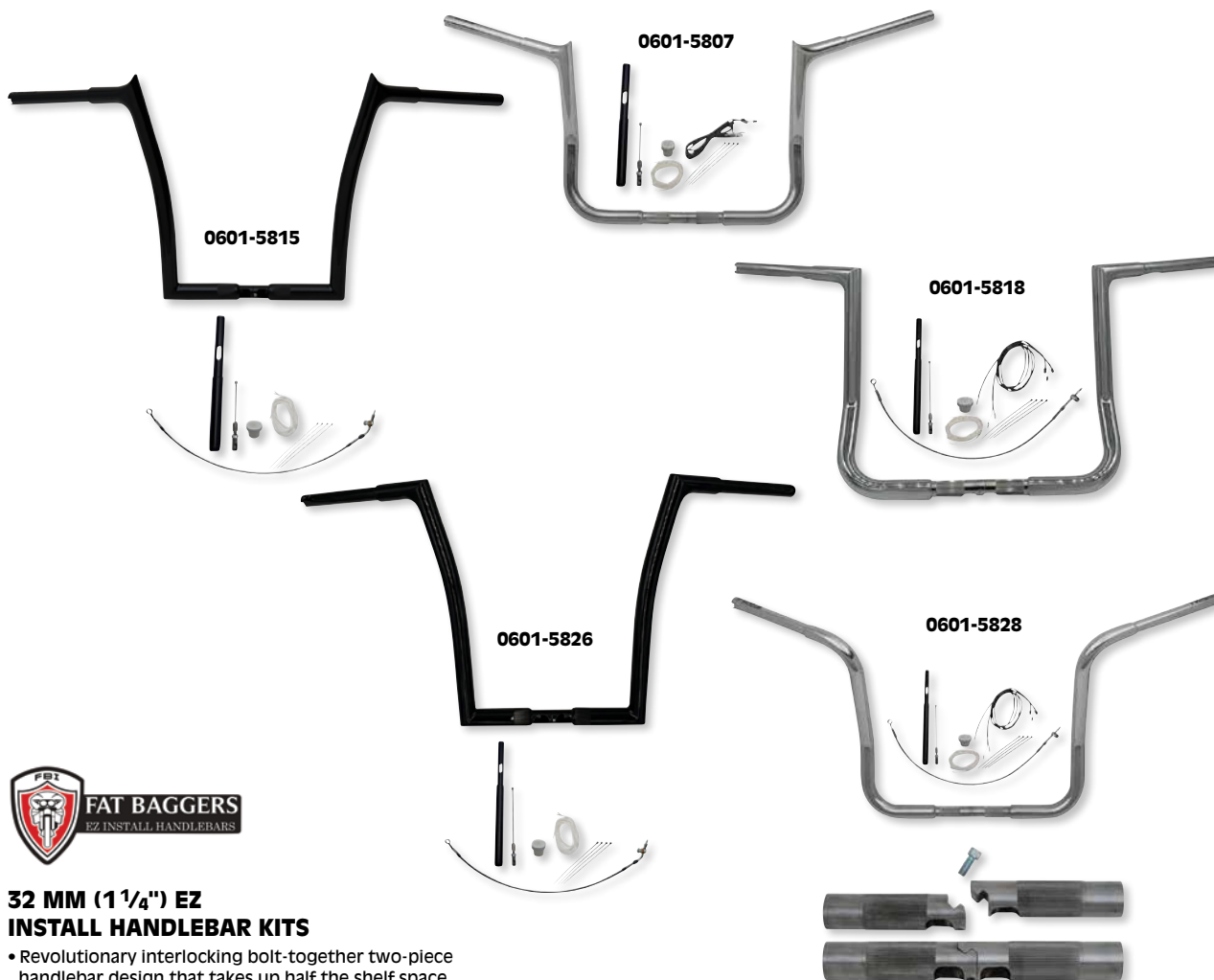
NOTE: Kits only include the necessary components needed to install handlebars based on the model, and the height of the handlebar. Certain models and heights of handlebar kits will include brake line extension, clutch line/cable extension and wiring harness. Some of the shorter handlebar kits will only have a wiring harness or only a clutch line/cable extension.

NOTE: Some 25,5 cm (10") and 30,5 cm (12") kits are not available for certain models, as these models only require a handlebar change and reuse the existing brake and clutch lines.

NOTE: Accept OEM heated grips.

CHROME PART #	BLACK PART #	END RISE	WIDTH	CENTER WIDTH	PULLBACK
WITH POINTED TOP HANDLEBARS					
FOR 21-22 FLHRXS (CABLE CLUTCH, 25,4 MM (1") DIAMETER CLAMPING AREA)					
0601-5843	0601-5845	35,5 cm (14")	89 cm (35")	28,5 cm (10,25")	20,5 cm (8")
0601-5844	0601-5846	40,5 cm (16")	89 cm (35")	28,5 cm (10,25")	20,5 cm (8")
FOR 21-22 FLHT, FLHTK, FLHTKSE, FLHX, FLHXS, FLHXSE, FLHXST, FLHTCUTG, FLHTCUTGSE (CABLE CLUTCH, 25,4 MM (1") DIAMETER CLAMPING AREA)					
0601-5833	0601-5836	30,5 cm (12")	91 cm (36")	39,5 cm (15,5")	23 cm (9")
0601-5834	0601-5837	35,5 cm (14")	91 cm (36")	39,5 cm (15,5")	23 cm (9")
0601-5835	0601-5838	40,5 cm (16")	91 cm (36")	39,5 cm (15,5")	23 cm (9")
FOR 21-22 FLTRX, FLTRXS, FLTRK, FLTRXSE, FLTRXST, FLTRXSE (CABLE CLUTCH, 32 MM (1 1/4") DIAMETER CLAMPING AREA)					
0601-5839	0601-5841	35,5 cm (14")	89 cm (35")	28,5 cm (10,25")	20,5 cm (8")
0601-5840	0601-5842	40,5 cm (16")	89 cm (35")	28,5 cm (10,25")	20,5 cm (8")
WITH FLAT TOP HANDLEBARS					
FOR 21-22 FLHRXS (CABLE CLUTCH, 25,4 MM (1") DIAMETER CLAMPING AREA)					
0601-5863	0601-5865	35,5 cm (14")	89 cm (35")	28,5 cm (10,25")	20,5 cm (8")
0601-5864	0601-5866	40,5 cm (16")	89 cm (35")	28,5 cm (10,25")	20,5 cm (8")
FOR 21-22 FLHT, FLHTK, FLHTKSE, FLHX, FLHXS, FLHXSE, FLHXST, FLHTCUTG, FLHTCUTGSE (CABLE CLUTCH, 25,4 MM (1") DIAMETER CLAMPING AREA)					
0601-5853	0601-5856	30,5 cm (12")	91 cm (36")	39,5 cm (15,5")	23 cm (9")
0601-5854	0601-5857	35,5 cm (14")	91 cm (36")	39,5 cm (15,5")	23 cm (9")
0601-5855	0601-5858	40,5 cm (16")	91 cm (36")	39,5 cm (15,5")	23 cm (9")
FOR 21-22 FLTRX, FLTRXS, FLTRK, FLTRXSE, FLTRXST, FLTRXSE (CABLE CLUTCH, 32 MM (1 1/4") DIAMETER CLAMPING AREA)					
0601-5859	0601-5861	35,5 cm (14")	89 cm (35")	28,5 cm (10,25")	20,5 cm (8")
0601-5860	0601-5862	40,5 cm (16")	89 cm (35")	28,5 cm (10,25")	20,5 cm (8")
WITH ROUND TOP HANDLEBARS					
FOR 21-22 FLHT, FLHTK, FLHTKSE, FLHX, FLHXS, FLHXSE, FLHXST, FLHTCUTG, FLHTCUTGSE (CABLE CLUTCH, 25,4 MM (1") DIAMETER CLAMPING AREA)					
0601-5847	0601-5850	30,5 cm (12")	91 cm (36")	39,5 cm (15,5")	23 cm (9")
0601-5848	0601-5851	30,5 cm (12")	91 cm (36")	39,5 cm (15,5")	23 cm (9")
0601-5849	0601-5852	30,5 cm (12")	91 cm (36")	39,5 cm (15,5")	23 cm (9")

NOTE | HANDLEBARS LISTED WILL NOT ACCEPT H-D OEM HEATED GRIPS (EXCEPT AS NOTED).



32 MM (1 1/4") EZ INSTALL HANDLEBAR KITS

- Revolutionary interlocking bolt-together two-piece handlebar design that takes up half the shelf space, is economical to ship and even faster to install
- CNC mandrel-bent from 32 mm (1 1/4") diameter x 3 mm (0,120") wall heavy tube
- EZ Install - no more need to fight internal wiring; with our handlebars you can install wiring in minutes
- Available with round top, flat top or pointed top style handlebars
- Pointed top bars feature billet machined top with a large internal machined radius that allows for EZ pulling of wiring (non-welded top corner)
- Install kit includes everything to install the handlebars in half the time of other kits due to our design that only extends the existing clutch cable/clutch line and brake lines; no need to waste time and money replacing the existing cables and lines
- Black bars come with wire extensions and smooth black braided lines/vinyl cable extensions as required; chrome bars come with wire extensions and braided stainless lines/cable extensions as required (see note)

- Designed to work with ABS and non-ABS models
- All bars are knurled and notched for TBW applications
- See page 1174 of the 2022 Parts Europe FatBook for additional handlebar kits

NOTE: Kits only include the necessary components needed to install handlebars based on the model, and the height of the handlebar. Certain models and heights of handlebar kits will include brake line extension, clutch line/cable extension and wiring harness. Some of the shorter handlebar kits will only have a wiring harness or only a clutch line/cable extension.

NOTE: Some 25,5 cm (10") and 30,5 cm (12") kits are not available for certain models, as these models only require a handlebar change and reuse the existing brake and clutch lines.

NOTE: Accept OEM heated grips.

CHROME PART #	BLACK PART #	END RISE	WIDTH	CENTER WIDTH	PULLBACK
WITH POINTED TOP HANDLEBARS					
FOR 21-22 FLTRX, FLTRXS, FLTRK, FLTRXSE, FLTRXST, FLTRXSE (CABLE CLUTCH, 32 MM (1,25") DIAMETER CLAMPING AREA)					
0601-5813	0601-5815	35,5 cm (14")	89 cm (35")	28,5 cm (10,25")	20,5 cm (8")
0601-5814	0601-5816	40,5 cm (16")	89 cm (35")	28,5 cm (10,25")	20,5 cm (8")
FOR 21-22 FLHT, FLHTK, FLHTKSE, FLHX, FLHXS, FLHXSE, FLHXST, FLHTCUTG, FLHTCUTGSE (CABLE CLUTCH, 25,4 MM (1") DIAMETER CLAMPING AREA)					
0601-5807	0601-5810	30,5 cm (12")	91 cm (36")	39,5 cm (15,5")	25 cm (9")
0601-5808	0601-5811	35,5 cm (14")	91 cm (36")	39,5 cm (15,5")	25 cm (9")
0601-5809	0601-5812	40,5 cm (16")	91 cm (36")	39,5 cm (15,5")	25 cm (9")
WITH FLAT TOP HANDLEBARS					
FOR 21-22 FLHT, FLHTK, FLHTKSE, FLHX, FLHXS, FLHXSE, FLHXST, FLHTCUTG, FLHTCUTGSE (CABLE CLUTCH, 25,4 MM (1") DIAMETER CLAMPING AREA)					
0601-5817	0601-5820	30,5 cm (12")	91 cm (36")	39,5 cm (15,5")	25 cm (9")
0601-5818	0601-5821	35,5 cm (14")	91 cm (36")	39,5 cm (15,5")	25 cm (9")
0601-5819	0601-5822	40,5 cm (16")	91 cm (36")	39,5 cm (15,5")	25 cm (9")
FOR 21-22 FLTRX, FLTRXS, FLTRK, FLTRXSE, FLTRXST, FLTRXSE (CABLE CLUTCH, 32 MM (1,25") DIAMETER CLAMPING AREA)					
0601-5823	0601-5825	35,5 cm (14")	89 cm (35")	28,5 cm (10,25")	20,5 cm (8")
0601-5824	0601-5826	40,5 cm (16")	89 cm (35")	28,5 cm (10,25")	20,5 cm (8")
WITH ROUND TOP HANDLEBARS					
FOR 21-22 FLHT, FLHTK, FLHTKSE, FLHX, FLHXS, FLHXSE, FLHXST, FLHTCUTG, FLHTCUTGSE (CABLE CLUTCH, 25,4 MM (1") DIAMETER CLAMPING AREA)					
0601-5827	0601-5830	30,5 cm (12")	91 cm (36")	39,5 cm (15,5")	25 cm (9")
0601-5828	0601-5831	35,5 cm (14")	91 cm (36")	39,5 cm (15,5")	25 cm (9")
0601-5829	0601-5832	40,5 cm (16")	91 cm (36")	39,5 cm (15,5")	25 cm (9")

NOTE | HANDLEBARS LISTED WILL NOT ACCEPT H-D OEM HEATED GRIPS (EXCEPT AS NOTED).

WINDSHIELDS
& FAIRINGSSADDLEBAGS
& LUGGAGESEATS &
SISSY BARS

EXHAUST

FUEL/AIR
SYSTEMS

ENGINE

TRANSMISSION,
CLUTCH LINE
& DRIVELINEGASKETS
& SEALS

ELECTRICAL

LIGHTING
& LICENSE
PLATESHANDLEBARS,
CONTROLS
& MIRRORS

CABLES

BRAKES &
BRAKE LINESTANKS &
OIL FILTERSDASHES
& GAUGESFRAMES &
SUSPENSION

FENDERS

FOOTRESTS &
FLOORBOARDSWHEELS
& AXLESCOVERS,
LOCKS &
GENERALAUDIO,
COMMUNICATION
& MOUNTS

WINDSHIELDS
& FAIRINGS

SADDLEBAGS
& LUGGAGE

SEATS &
SISSY BARS

EXHAUST

FUEL/AIR
SYSTEMS

ENGINE

TRANSMISSION,
CLUTCH LINE
& DRIVELINE

GASKETS
& SEALS

ELECTRICAL

LIGHTING
& LICENSE
PLATES

HANDLEBARS,
CONTROLS
& MIRRORS

CABLES

BRAKES &
BRAKE LINES

TANKS &
OIL FILTERS

DASHES
& GAUGES

FRAMES &
SUSPENSION

FENDERS

FOOTRESTS &
FLOORBOARDS

WHEELS
& AXLES

COVERS,
LOCKS &
GENERAL

AUDIO,
COMMUNICATION
& MOUNTS



UPDATED TOP CLAMPS FOR THRASHIN OG RISERS

- Works exclusively with Thrashin OG Risers
- 1/4"-20 drilled and tapped holes on underside of clamp for perfect fit
- Hardware not included

PART #	DESCRIPTION
0603-1091	Black
0603-1092	Raw



HANDLEBAR CLAMPS

- Black powdercoated clamp provides a super cool look
- For use with 25,4 mm (1") OD handlebars
- Includes bolt covers
- Black galvanized handlebar clamp bolt set available separately
- Since the bolts are not painted or coated, there is no peeling off when tightening, just permanently beautiful; sold in set of four

PART #	DESCRIPTION
FOR 86-21 XL 883/1200	
0603-1076	Handlebar clamp
0603-1077	Handlebar clamp bolts

RISERS

- CNC-milled from high-strength aluminum on the most modern 5-axis machining centers
- For use with OE or any other 25,4 mm (1") handlebars
- 45 mm height
- Black anodized finish, including the supplied mounting M10 screws

PART #	DESCRIPTION
0602-1402	For 02-17 VRSC/VRSCF/VRSCDX





0602-1388



0602-1392



0602-1395



0602-1399

HANDLEBAR RISER KITS

- Improves the look and feel of the riding position
- Extremely strong billet aluminum construction will not flex
- For 28,6 mm (1 1/8") handlebars
- Pullback risers offer 51 mm (2") of pullback

- Fits any Harley-Davidson bike with 89 mm (3,5") on-center risers
- Gauge mounts available for most H-D models
- Todd's Cycle logo engraved into top clamps and lower risers

PART #	DESCRIPTION	RISE
STRAIGHT		
0602-1388	Chrome	15 cm (6")
0602-1391	Black	15 cm (6")
0602-1389	Chrome	20,5 cm (8")
0602-1392	Black	20,5 cm (8")
0602-1390	Chrome	25,5 cm (10")
0602-1393	Black	25,5 cm (10")

PART #	DESCRIPTION	RISE
PULLBACK		
0602-1394	Chrome	15 cm (6")
0602-1397	Black	15 cm (6")
0602-1395	Chrome	20,5 cm (8")
0602-1398	Black	20,5 cm (8")
0602-1396	Chrome	25,5 cm (10")
0602-1399	Black	25,5 cm (10")



0602-1376



0602-1383



0602-1384



0602-1379



0602-1387

HANDLEBAR RISERS

- Improves the look and feel of the riding position
- Extremely strong billet aluminum construction will not flex
- For 25,4 mm (1") handlebars
- Pullback risers offer 51 mm (2") of pullback

- Fits any Harley-Davidson bike with 89 mm (3,5") on-center risers
- Gauge mounts available for most H-D models
- Todd's Cycle logo engraved into top clamps and lower risers

PART #	DESCRIPTION
CHROME	
0602-1376	15 cm (6") straight
0602-1382	15 cm (6") pullback
0602-1377	20,5 cm (8") straight
0602-1383	20,5 cm (8") pullback
0602-1378	25,5 cm (10") straight
0602-1384	25,5 cm (10") pullback

PART #	DESCRIPTION
ANODIZED BLACK	
0602-1379	15 cm (6") straight
0602-1385	15 cm (6") pullback
0602-1380	20,5 cm (8") straight
0602-1386	20,5 cm (8") pullback
0602-1381	25,5 cm (10") straight
0602-1387	25,5 cm (10") pullback

WINDSHIELDS
& FAIRINGSSADDLEBAGS
& LUGGAGESEATS &
SISSY BARS

EXHAUST

FUEL/AIR
SYSTEMS

ENGINE

TRANSMISSION,
CLUTCH LINE
& DRIVELINEGASKETS
& SEALS

ELECTRICAL

LIGHTING
& LICENSE
PLATESHANDLEBARS,
CONTROLS
& MIRRORS

CABLES

BRAKES &
BRAKE LINESTANKS &
OIL FILTERSDASHES
& GAUGESFRAMES &
SUSPENSION

FENDERS

FOOTRESTS &
FLOORBOARDSWHEELS
& AXLESCOVERS,
LOCKS &
GENERALAUDIO,
COMMUNICATION
& MOUNTS**HANDLEBAR RISER DAMPER KITS**

- Contains high-quality polyurethane bushings that reduce handlebar slop and vibration
- Includes CNC-machined billet aluminum caps
- Sold in complete kits with four bushings, four washers and two steel inner sleeves

PART**FOR 00-17 FXST/FLST, 99-17 FXD/FXDWC, 00 FXR AND 86-03 XL (EXCEPT 11-13 FXS, 00-07 FXSTD AND 08-12 FXDB)****0604-0235****0604-0236****0604-0237****0604-0238****DESCRIPTION**

Black anodized

Red anodized

Raw aluminum

Gold (Titanium nitride)

**0604-0238****SOLID RISER BUSHINGS**

- Rigid mount your handlebars with these precision CNC-machined bushings
- Sold in pairs

PART #**FOR 99-22 FLT/FLHT/FLHR/FLHX/FLTR, H-D FL TRIKES AND 18-22 SOFTAILS****0602-1400****0602-1401****DESCRIPTION**

Black

Chrome

**0602-1400****0602-1401****METHOD LEVER SETS**

- Features a performance inspired design with an ergonomic shape and short length
- Each lever is shaped to enhance the feel and comfort of the hand controls
- Backside of each lever is cut out for reduced weight, then polished for a sculpted, smooth finish
- CNC-machined from forged billet aluminum with a black anodized finish
- Sold in sets; both clutch and brake levers are included

PART #**DESCRIPTION****0610-2224** For 21-22 FLHT/FLHR/FLTRX/FLHX/FLHTCUTG/FLHTCUTGSE/FLRT models w/ cable-operated clutch**0610-2225** For 17-20 FLHT/FLHR/FLTRX/FLHX, 19-20 FLHTCUTG/FLRT models w/ hydraulic clutch**0610-2221** For 08-13 FLHT/FLHR/FLTR/FLHX, H-D FL Trike and 14-16 FLHR w/ cable-operated clutch**0610-2222** For 18-22 Softail w/ cable-operated clutch**0610-2220** For 15-17 Softail (except FLSS/FLSTFBS) w/ cable-operated clutch**0610-2219** For 99-17 Big Twin, 96-03 XL models w/ cable clutch (except 15-17 Softail, 16-17 FXDLS, 08-17 FLHT/FLHR/FLTR/FLHX, H-D FL Trike and 04-17 XL)**0610-2224****KURYAKYN****TRIGGER LEVERS**

- Design allows the forefinger to get a real grip, which makes it easier and more comfortable to pull the lever
- Lever backside is dished
- Hand falls naturally into place
- Ideal for riders with smaller hands
- Sold in sets of one clutch and one brake lever
- See page 1216 of the Parts Europe 2022 FatBook for the complete line of Kuryakyn Trigger Levers

PART #**DESCRIPTION****0610-0191**

For 99-17 models w/ cable clutch (except 15-17 Softail, 08-17 FLHT/FLHR/FLTR/FLHX/H-D FL Trike and 04-17 XL)





SPEEDLINER GRIPS

- Features an oversized 3D knurled rubber design with dual integrated channels for comfort and increased grip
- Excellent hand traction and comfort in all riding scenarios
- CNC-machined billet inner collar and end cap
- Arlen Ness laser logo on each end cap
- New internal design installs like factory grips; no glue required for installation
- Available for both cable and Throttle-By-Wire applications



PART #	DESCRIPTION
FOR 08-22 FLHT/FLHR/FLTR/FLHX, H-D FL TRIKE, 16-22 SOFTTAILS, 20-22 ELW, 13-15 FXSBSE, 14-15 FLSTNSE, 11-12 FLSTSE, 16-17 FXDLS AND MODELS W/ AIR-ASSISTED FORKS	
0630-2908	Black anodized
0630-2909	Chrome
FOR 99-17 TWIN CAM AND 86-22 XL MODELS (EXCEPT 08-17 DRESSERS, H-D FL TRIKE, 16-17 SOFTTAILS, 13-15 FXSBSE, 14-15 FLSTNSE, 11-12 FLSTSE, 16-17 FXDLS, 21-22 SPORTSTER S/RH 1250S, 22 NIGHTSTER/RH975 AND MODELS W/ AIR-ASSISTED FORKS)	
0630-2906	Black anodized
0630-2907	Chrome



DIAMOND GRIPS

- Diamond design rubber grips with integrated knurling inside each diamond shaped pocket for a vintage look with excellent hand traction
- Premium rubber grip feels soft and comfortable in all riding scenarios
- CNC-machined billet or brass end cap
- Arlen Ness laser logo on each end cap
- New internal design installs like factory grips; no glue required for installation
- Available for both cable and Throttle-By-Wire

PART #	DESCRIPTION	PART #	DESCRIPTION
FOR 08-22 FLHT/FLHR/FLTR/FLHX, H-D FL TRIKE, 16-22 SOFTTAILS, 20-22 ELW, 13-15 FXSBSE, 14-15 FLSTNSE, 11-12 FLSTSE, 16-17 FXDLS AND MODELS W/ AIR-ASSISTED FORKS		FOR 99-17 TWIN CAM AND 86-22 XL MODELS (EXCEPT 08-17 DRESSERS, H-D FL TRIKE, 16-17 SOFTTAILS, 13-15 FXSBSE, 14-15 FLSTNSE, 11-12 FLSTSE, 16-17 FXDLS, 21-22 SPORTSTER S/RH 1250S, 22 NIGHTSTER/RH975 AND MODELS W/ AIR-ASSISTED FORKS)	
0630-2913	Black anodized	0630-2910	Black anodized
0630-2914	Chrome	0630-2911	Chrome
0630-2915	Brass	0630-2912	Brass



GRIPS

- Seamless Rubber Grip technology
- Billet aluminum end caps and collars
- Match for Khrome Werks Edge, Turbine and Tracer muffler end caps
- Fit bars made for 25,4 mm (1") grips

PART #	DESCRIPTION	PART #	DESCRIPTION
FOR 08-22 FLHT/FLHR/FLTR/FLHX, H-D FL TRIKE, 16-22 SOFTTAILS, 20-22 ELW, 16-17 FXDLS, 13-15 FXSBSE, 14-15 FLSTNSE, 11-12 FLSTSE		FOR 99-17 TWIN CAM AND 86-22 XL MODELS (EXCEPT 08-17 DRESSERS, H-D FL TRIKES, 16-17 SOFTTAILS, 16-17 FXDLS, 14-15 FLSTNSE, 13-15 FXSBSE, 11-12 FLSTSE, 21 SPORTSTER S/RH1250S AND MODELS W/ AIR-ASSISTED FORKS)	
0630-2835	Contour Edge Black	0630-2839	Contour Tracer Black
0630-2837	Contour Edge Chrome	0630-2841	Contour Turbine Black
0630-2836	Air Cushion Edge Black	0630-2843	Contour Edge Black
0630-2838	Air Cushion Edge Chrome	0630-2845	Contour Edge Chrome
		0630-2840	Air Cushion Tracer Black
		0630-2842	Air Cushion Turbine Black
		0630-2844	Air Cushion Edge Black
		0630-2846	Air Cushion Edge Chrome

WINDSHIELDS & FAIRINGS

SADDLEBAGS & LUGGAGE

SEATS & Sissy BARS

EXHAUST

FUEL/AIR SYSTEMS

ENGINE

TRANSMISSION, CLUTCH LINE & DRIVELINE

GASKETS & SEALS

ELECTRICAL

LIGHTING & LICENSE PLATES

HANDLEBARS, CONTROLS & MIRRORS

CABLES

BRAKES & BRAKE LINES

TANKS & OIL FILTERS

DASHES & GAUGES

FRAMES & SUSPENSION

FENDERS

FOOTRESTS & FLOORBOARDS

WHEELS & AXLES

COVERS, LOCKS & GENERAL

AUDIO, COMMUNICATION & MOUNTS

WINDSHIELDS
& FAIRINGSSADDLEBAGS
& LUGGAGESEATS &
SISSY BARS

EXHAUST

FUEL/AIR
SYSTEMS

ENGINE

TRANSMISSION,
CLUTCH LINE
& DRIVELINEGASKETS
& SEALS

ELECTRICAL

LIGHTING
& LICENSE
PLATESHANDLEBARS,
CONTROLS
& MIRRORS

CABLES

BRAKES &
BRAKE LINESTANKS &
OIL FILTERSDASHES
& GAUGESFRAMES &
SUSPENSION

FENDERS

FOOTRESTS &
FLOORBOARDSWHEELS
& AXLESCOVERS,
LOCKS &
GENERALAUDIO,
COMMUNICATION
& MOUNTS**GRIPS**

- All bores and millings are milled on the most modern 5-axis CNC machining centers and then the part is powdercoated black
- Available with pure black end caps or with a CWC logo milled into the end cap
- Sold in pairs



0630-2869



PART #	DESCRIPTION
FOR 08-22 FLHT/FLHR/FLTR/FLTRU/FLTRX/FLHX, H-D FL TRIKE, 16-22 SOFTAILS, 20-22 ELW, 16-17 FXDLS, 13-15 FXSBSE, 14-15 FLSTNSE, 11-12 FLSTSE	
0630-2868	Grips with pure black end caps
0630-2870	Grips with milled CWC logo end caps

PART #	DESCRIPTION
FOR 99-17 TWIN CAM AND 86-21 XL MODELS (EXCEPT 16-17 SOFTAILS, 16-17 FXDLS, 08-17 DRESSERS, HD FL TRIKE, 13-15 FXSBSE, 14-15 FLSTNSE, 11-12 FLSTSE)	
0630-2869	Grips with pure black end caps
0630-2871	Grips with milled CWC logo end caps

**ODI V-TWIN LOCK-ON GRIPS**

- Billet aluminum Lock-On™ style clutch side clamp eliminates the need for grip glue or safety set-screws
- 100% Slip-Free Performance Guaranteed
- Lock-On clutch side Grip provides simple installation and removal
- Full-Waffle Moto-inspired pattern reduces vibration and provides improved gripping in all conditions.

PART #	DESCRIPTION
FOR 99-17 TWIN CAM AND 86-22 XL MODELS (EXCEPT 08-17 DRESSERS, H-D FL TRIKE, 16-17 SOFTAILS, 13-15 FXSBSE, 14-15 FLSTNSE, 11-12 FLSTSE, 16-17 FXDLS, 21-22 SPORTSTER S/RH1250S, 22 NIGHTSTER/RH975 AND MODELS W/ AIR-ASSISTED FORKS)	
0630-2862	Red
0630-2863	Silver



0630-2862

0630-2863

- T15 Torx bolts provide extra secure clamping for solid, twist-free mounting
- Sold in pairs

PART #	DESCRIPTION
FOR 08-22 FLHT/FLHR/FLTR/FLHX, H-D FL TRIKE, 16-22 SOFTAILS, 20-22 ELW, 13-15 FXSBSE, 14-15 FLSTNSE, 11-12 FLSTSE, 16-17 FXDLS AND MODELS W/ AIR-ASSISTED FORKS	
0630-2864	Red
0630-2865	Silver



0630-2856



0630-2857



0630-2858

**TSC BOLT GRIPS**

- Fit 25,4 mm (1") handlebars
- Slim profile; designed with V-Twin motorcycles in mind
- Fully textured grip reduces vibration and provides extra dexterity
- Durable proprietary compound



0630-2859



0630-2860

PART #	DESCRIPTION	PART #	DESCRIPTION	PART #	DESCRIPTION	PART #	DESCRIPTION
0630-2856	Gray	0630-2857	Black	0630-2858	Red	0630-2859	Brown
						0630-2860	Green



THROTTLE ASSIST

- For Twist throttle handlebars measuring 22 mm (7/8") and 25,4 mm (1")
- Made of aluminum with black finish
- Sold each

PART #	DESCRIPTION
0630-2827	Black



NEOPRENE GRIP SPACER

- 2 pieces
- Outer diameter: 50 mm
- Inner diameter: 22 or 26 mm
- Thickness: 5 mm

PART #	DESCRIPTION
0632-0880	Neoprene grip spacer



HANDGUARDS

- Stylish wind protection for your hands
- Mounts are E-coated aluminum, guards are rubber isolated
- Made of Lucite® in black opaque
- Include black mounting hardware
- See page 1246 of the 2022 Parts Europe FatBook for the full line of Memphis Shades handguards



PART #	DESCRIPTION
0635-2085	For 21-22 FLHX/FLHXS/FLHXST



0640-1587



0640-1588



MIRRORS

- Made of aluminum with a black anodized finish
- Suitable for mounting above or below the handlebars
- All mirrors have 125 mm x 62 mm heads
- Custom design features light gray tinted mirror glass; Racing design features light blue tinted mirror glass; and Racing design features non-tinted glass
- Custom and Racing mirrors are designed with a 140 mm long stem; Radical mirrors have a stem length of 150 mm with another 30 mm from the adjustable joint to the threaded bolt

PART #	DESCRIPTION	PART #	DESCRIPTION	PART #	DESCRIPTION
0640-1587	Custom mirrors	0640-1588	Racing mirrors	0640-1589	Radical mirrors

- M8 right-hand thread mounts
 - Sold in pairs (left and right) including adapter pieces for attachment
- NOTE: WITHOUT EG / ABE - not suitable for road traffic and actually only for show and racing purposes.



0640-1589

WINDSHIELDS & FAIRINGS

SADDLEBAGS & LUGGAGE

SEATS & Sissy BARS

EXHAUST

FUEL/AIR SYSTEMS

ENGINE

TRANSMISSION, CLUTCH LINE & DRIVELINE

GASKETS & SEALS

ELECTRICAL

LIGHTING & LICENSE PLATES

HANDLEBARS, CONTROLS & MIRRORS

CABLES

BRAKES & BRAKE LINES

TANKS & OIL FILTERS

DASHES & GAUGES

FRAMES & SUSPENSION

FENDERS

FOOTRESTS & FLOORBOARDS

WHEELS & AXLES

COVERS, LOCKS & GENERAL

AUDIO, COMMUNICATION & MOUNTS

DAYTONA

WINDSHIELDS
& FAIRINGSSADDLEBAGS
& LUGGAGESEATS &
SISSY BARS

EXHAUST

FUEL/AIR
SYSTEMS

ENGINE

TRANSMISSION,
CLUTCH LINE
& DRIVELINEGASKETS
& SEALS

ELECTRICAL

LIGHTING
& LICENSE
PLATESHANDLEBARS,
CONTROLS
& MIRRORS

CABLES

BRAKES &
BRAKE LINESTANKS &
OIL FILTERSDASHES
& GAUGESFRAMES &
SUSPENSION

FENDERS

FOOTRESTS &
FLOORBOARDSWHEELS
& AXLESCOVERS,
LOCKS &
GENERALAUDIO,
COMMUNICATION
& MOUNTS

0640-1527



0640-1531



0640-1529



0640-1533



0640-1536

D-MIRRORS

- For 22 mm (7/8") or 25,4 mm (1") handlebars
- Simple and minimal design
- E-marked
- Aluminum body and stem (unless noted)
- ECE-approved

PART #	DESCRIPTION	MIRROR POSITION
TYPE-3 (156 MM L x 99 MM H)		
0640-1527	Round, bar-end mount	R/L
0640-1530	Round, rod mount	R/L
TYPE-4 (156 MM L x 99 MM H)		
0640-1528	Hexagon, bar-end mount	R/L
0640-1531	Hexagon, rod mount	R/L
TYPE-5 (156 MM L x 99 MM H)		
0640-1529	Pan, bar-end mount	R/L
0640-1532	Pan, rod mount	R/L
TYPE-6 (138 MM L x 87 MM H)		
0640-1533	Short, bar-end mount	R/L
0640-1534	Long, bar-end mount	R/L
0640-1539	Rod mount	R
0640-1540	Rod mount	L
TYPE-7 (138 MM L x 87 MM H)		
0640-1535	Short, bar-end mount	R/L
0640-1536	Long, bar-end mount	R/L
0640-1541	Rod mount	R
0640-1542	Rod mount	L
TYPE-8 (138 MM L x 87 MM H)		
0640-1537	Short, bar-end mount	R/L
0640-1538	Long, bar-end mount	R/L
0640-1543	Rod mount	R/L
0640-1544	Rod mount	L

PART #	DESCRIPTION	MIRROR POSITION
TYPE-9 (113 MM L x 104 MM H)		
0640-1545	Short, bar-end mount	R/L
0640-1546	Long, bar-end mount	R/L
0640-1547 ¹	Rod mount	R/L
TYPE-10 (133 MM L x 104 MM H)		
0640-1548	Short, bar-end mount	R/L
0640-1549	Long, bar-end mount	R/L
0640-1550 ¹	Rod mount	R/L
TYPE-11 (165 MM L x 90 MM H)		
0640-1551	Fairing set	L
0640-1552	Fairing set	R
0640-1553	Stem set	L
0640-1554	Stem set	L
TYPE-12 (166 MM L x 92 MM H)		
0640-1555	Fairing set	L
0640-1556	Fairing set	R
0640-1557	Stem set	L
0640-1558	Stem set	R

¹Steel**MIRROR ADAPTER FOR HARLEY DAVIDSON**

- M8 x P1,25
- 1 piece

PART #
0641-0288



DESCRIPTION
Black mirror adapter

KURYAKYN**ADJUSTABLE DROP MIRROR MOUNTS**

- Black anodized billet construction
- Delivers 180° of adjustability for stock batwing fairing-mounted mirrors
- Relocates factory fairing-mounted mirrors up, down or even further out
- Sold in pairs


PART #	DESCRIPTION
0640-1523	For 14-22 FLHX/FLHXXX models
0640-1524	For 06-13 FLHX/FLHXXX models



0640-1523



0652-2848



0652-2867



0652-2873



QUICK CONNECT BRAIDED UPPER CLUTCH CABLES

- Quick Connect braided upper clutch cables economically replace the OE upper cable section on select models
- Easily and quickly connects to the existing lower cable section
- Significantly reduces installation time, plus there's no need to drain transmission fluid
- Unique design reuses OE cover and housing parts
- Stainless steel, black/chrome or black/black handlebar fittings

- Low-effort, high-efficiency cable design meets or exceeds OE specifications for fitment, construction and endurance
- Upper cables are made with anti-friction inner liners and are factory lubricated for smooth, consistent, long lasting operation
- Assembled in the U.S.A.

STOCK LENGTH

FITS MODEL	TOTAL LENGTH	TRAVEL	STAINLESS STEEL BRAIDED PART #	BLACK/CHROME (OE LOOK) PART #	BLACK/BLACK PART #	OEM #
FOR TOURING MODELS						
21-22 FLTRK/FLTRX/FLTRXS	114 cm (45")	58,7 mm (2 ⁵ / ₁₆ ")	0652-2841	0652-2860	0652-2879	37200439
21-22 FLHR/FLHRXS	107 cm (42")	58,7 mm (2 ⁵ / ₁₆ ")	0652-2839	0652-2858	0652-2877	37200440
21-22 FLHT/FLHTK/FLHTKS/FLHX/FLHXS	99 cm (39")	58,7 mm (2 ⁵ / ₁₆ ")	0652-2848	0652-2867	0652-2886	37200441
FOR SOFTAIL MODELS						
20-22 FXLRS	86 cm (34")	58,7 mm (2 ⁵ / ₁₆ ")	0652-2835	0652-2854	0652-2873	37200433
18-20 FLDE, 19-20 FXDRS, 18-22 FXFB/FXFBFS	91 cm (36")	58,7 mm (2 ⁵ / ₁₆ ")	0652-2836	0652-2855	0652-2874	37200219
19-22 FLSE, 18-22 FLSE, 18-20 FXBR/FXBRFS	97 cm (38")	58,7 mm (2 ⁵ / ₁₆ ")	0652-2837	0652-2856	0652-2875	37200215
18-22 FLHC/FLHCS, 18-20 FLXR	102 cm (40")	58,7 mm (2 ⁵ / ₁₆ ")	0652-2838	0652-2857	0652-2876	37200218
18-20 FLFB/FLBS, 18-22 FXBB/FXBBS, 21-22 FXST	107 cm (42")	58,7 mm (2 ⁵ / ₁₆ ")	0652-2839	0652-2858	0652-2877	37200216

ALTERNATIVE LENGTH

FITS MODEL	TOTAL LENGTH	TRAVEL	STAINLESS STEEL PART #	BLACK/CHROME PART #	BLACK/BLACK PART #
FOR TOURING MODELS					
21-22 FLTRK/FLTRX/FLTRXS	112 cm (44")	58,7 mm (2 ⁵ / ₁₆ ")	0652-2840	0652-2859	0652-2878
	117 cm (46")	58,7 mm (2 ⁵ / ₁₆ ")	0652-2842	0652-2861	0652-2880
	122 cm (48")	58,7 mm (2 ⁵ / ₁₆ ")	0652-2843	0652-2862	0652-2881
	127 cm (50")	58,7 mm (2 ⁵ / ₁₆ ")	0652-2844	0652-2863	0652-2882
	132 cm (52")	58,7 mm (2 ⁵ / ₁₆ ")	0652-2845	0652-2864	0652-2883
	137 cm (54")	58,7 mm (2 ⁵ / ₁₆ ")	0652-2846	0652-2865	0652-2884
	142 cm (56")	58,7 mm (2 ⁵ / ₁₆ ")	0652-2847	0652-2866	0652-2885

QUICK CONNECT BRAIDED UPPER CLUTCH CABLES continued on next page.

WINDSHIELDS
& FAIRINGSSADDLEBAGS
& LUGGAGESEATS &
SISSY BARS

EXHAUST

FUEL/AIR
SYSTEMS

ENGINE

TRANSMISSION,
CLUTCH LINE
& DRIVELINEGASKETS
& SEALS

ELECTRICAL

LIGHTING
& LICENSE
PLATESHANDLEBARS,
CONTROLS
& MIRRORS

CABLES

BRAKES &
BRAKE LINESTANKS &
OIL FILTERSDASHES
& GAUGESFRAMES &
SUSPENSION

FENDERS

FOOTRESTS &
FLOORBOARDSWHEELS
& AXLESCOVERS,
LOCKS &
GENERALAUDIO,
COMMUNICATION
& MOUNTS



QUICK CONNECT BRAIDED UPPER CLUTCH CABLES (CONT)



ALTERNATIVE LENGTH (CONT)

FITS MODEL	TOTAL LENGTH	TRAVEL	STAINLESS STEEL PART #	BLACK/CHROME PART #	BLACK/BLACK PART #
FOR TOURING MODELS (CONT)					
21-22 FLHR/FLHRXS	112 cm (44")	58,7 mm (2 ⁵ / ₁₆ ")	0652-2840	0652-2859	0652-2878
	117 cm (46")	58,7 mm (2 ⁵ / ₁₆ ")	0652-2842	0652-2861	0652-2880
	122 cm (48")	58,7 mm (2 ⁵ / ₁₆ ")	0652-2843	0652-2862	0652-2881
	127 cm (50")	58,7 mm (2 ⁵ / ₁₆ ")	0652-2844	0652-2863	0652-2882
	132 cm (52")	58,7 mm (2 ⁵ / ₁₆ ")	0652-2845	0652-2864	0652-2883
	137 cm (54")	58,7 mm (2 ⁵ / ₁₆ ")	0652-2846	0652-2865	0652-2884
	142 cm (56")	58,7 mm (2 ⁵ / ₁₆ ")	0652-2847	0652-2866	0652-2885
	147 cm (58")	58,7 mm (2 ⁵ / ₁₆ ")	0652-2848	0652-2867	0652-2886
21-22 FLHT/FLHTK/FLHTKS/FLHX/FLHXS	104 cm (41")	58,7 mm (2 ⁵ / ₁₆ ")	0652-2849	-	-
	109 cm (43")	58,7 mm (2 ⁵ / ₁₆ ")	0652-2850	-	-
	114 cm (45")	58,7 mm (2 ⁵ / ₁₆ ")	0652-2851	-	-
	119 cm (47")	58,7 mm (2 ⁵ / ₁₆ ")	0652-2852	-	-
	124 cm (49")	58,7 mm (2 ⁵ / ₁₆ ")	0652-2853	-	-
	104 cm (41")	58,7 mm (2 ⁵ / ₁₆ ")	0652-2868 ¹	0652-2887 ¹	-
	109 cm (43")	58,7 mm (2 ⁵ / ₁₆ ")	0652-2869 ¹	0652-2888 ¹	-
	114 cm (45")	58,7 mm (2 ⁵ / ₁₆ ")	0652-2870 ¹	0652-2889 ¹	-
	119 cm (47")	58,7 mm (2 ⁵ / ₁₆ ")	0652-2871 ¹	0652-2890 ¹	-
	124 cm (49")	58,7 mm (2 ⁵ / ₁₆ ")	0652-2872 ¹	0652-2891 ¹	-
	129 cm (51")	58,7 mm (2 ⁵ / ₁₆ ")	0652-2873 ¹	0652-2892 ¹	-
	134 cm (53")	58,7 mm (2 ⁵ / ₁₆ ")	0652-2874 ¹	0652-2893 ¹	-
FOR SOFTAIL MODELS					
20-22 FXLRS	112 cm (44")	58,7 mm (2 ⁵ / ₁₆ ")	0652-2840	0652-2859	0652-2878
	117 cm (46")	58,7 mm (2 ⁵ / ₁₆ ")	0652-2842	0652-2861	0652-2880
	122 cm (48")	58,7 mm (2 ⁵ / ₁₆ ")	0652-2843	0652-2862	0652-2881
	127 cm (50")	58,7 mm (2 ⁵ / ₁₆ ")	0652-2844	0652-2863	0652-2882
	132 cm (52")	58,7 mm (2 ⁵ / ₁₆ ")	0652-2845	0652-2864	0652-2883
	137 cm (54")	58,7 mm (2 ⁵ / ₁₆ ")	0652-2846	0652-2865	0652-2884
	142 cm (56")	58,7 mm (2 ⁵ / ₁₆ ")	0652-2847	0652-2866	0652-2885
	147 cm (58")	58,7 mm (2 ⁵ / ₁₆ ")	0652-2848	0652-2867	0652-2886
18-20 FLDE/FXFB, 19-20 FXDRS, 18-22 FXFBS	112 cm (44")	58,7 mm (2 ⁵ / ₁₆ ")	0652-2840	0652-2859	0652-2878
	117 cm (46")	58,7 mm (2 ⁵ / ₁₆ ")	0652-2842	0652-2861	0652-2880
	122 cm (48")	58,7 mm (2 ⁵ / ₁₆ ")	0652-2843	0652-2862	0652-2881
	127 cm (50")	58,7 mm (2 ⁵ / ₁₆ ")	0652-2844	0652-2863	0652-2882
	132 cm (52")	58,7 mm (2 ⁵ / ₁₆ ")	0652-2845	0652-2864	0652-2883
	137 cm (54")	58,7 mm (2 ⁵ / ₁₆ ")	0652-2846	0652-2865	0652-2884
	142 cm (56")	58,7 mm (2 ⁵ / ₁₆ ")	0652-2847	0652-2866	0652-2885
	147 cm (58")	58,7 mm (2 ⁵ / ₁₆ ")	0652-2848	0652-2867	0652-2886
19-22 FLSE, 18-22 FLSE/FXBR, 18-20 FXBR	112 cm (44")	58,7 mm (2 ⁵ / ₁₆ ")	0652-2840	0652-2859	0652-2878
	117 cm (46")	58,7 mm (2 ⁵ / ₁₆ ")	0652-2842	0652-2861	0652-2880
	122 cm (48")	58,7 mm (2 ⁵ / ₁₆ ")	0652-2843	0652-2862	0652-2881
	127 cm (50")	58,7 mm (2 ⁵ / ₁₆ ")	0652-2844	0652-2863	0652-2882
	132 cm (52")	58,7 mm (2 ⁵ / ₁₆ ")	0652-2845	0652-2864	0652-2883
	137 cm (54")	58,7 mm (2 ⁵ / ₁₆ ")	0652-2846	0652-2865	0652-2884
	142 cm (56")	58,7 mm (2 ⁵ / ₁₆ ")	0652-2847	0652-2866	0652-2885
	147 cm (58")	58,7 mm (2 ⁵ / ₁₆ ")	0652-2848	0652-2867	0652-2886
18-22 FLHC/FLHCS, 18-20 FLXR	112 cm (44")	58,7 mm (2 ⁵ / ₁₆ ")	0652-2840	0652-2859	0652-2878
	117 cm (46")	58,7 mm (2 ⁵ / ₁₆ ")	0652-2842	0652-2861	0652-2880
	122 cm (48")	58,7 mm (2 ⁵ / ₁₆ ")	0652-2843	0652-2862	0652-2881
	127 cm (50")	58,7 mm (2 ⁵ / ₁₆ ")	0652-2844	0652-2863	0652-2882
	132 cm (52")	58,7 mm (2 ⁵ / ₁₆ ")	0652-2845	0652-2864	0652-2883
	137 cm (54")	58,7 mm (2 ⁵ / ₁₆ ")	0652-2846	0652-2865	0652-2884
	142 cm (56")	58,7 mm (2 ⁵ / ₁₆ ")	0652-2847	0652-2866	0652-2885
	147 cm (58")	58,7 mm (2 ⁵ / ₁₆ ")	0652-2848	0652-2867	0652-2886
18-20 FLFB/FXBB, 18-22 FLFBS, 21-22 FXBBS/FXST	112 cm (44")	58,7 mm (2 ⁵ / ₁₆ ")	0652-2840	0652-2859	0652-2878
	117 cm (46")	58,7 mm (2 ⁵ / ₁₆ ")	0652-2842	0652-2861	0652-2880
	122 cm (48")	58,7 mm (2 ⁵ / ₁₆ ")	0652-2843	0652-2862	0652-2881
	127 cm (50")	58,7 mm (2 ⁵ / ₁₆ ")	0652-2844	0652-2863	0652-2882
	132 cm (52")	58,7 mm (2 ⁵ / ₁₆ ")	0652-2845	0652-2864	0652-2883
	137 cm (54")	58,7 mm (2 ⁵ / ₁₆ ")	0652-2846	0652-2865	0652-2884
	142 cm (56")	58,7 mm (2 ⁵ / ₁₆ ")	0652-2847	0652-2866	0652-2885
	147 cm (58")	58,7 mm (2 ⁵ / ₁₆ ")	0652-2848	0652-2867	0652-2886

¹ Bent tube.



STERLING CHROMITE BLACK PEARL KARBONFIBR POLISHED STAINLESS

Sterling Chromite



Black Pearl



Polished Stainless



Karbonfibr



QUICK CONNECT BRAIDED UPPER CLUTCH CABLES

- Quick Connect braided upper clutch cables economically replace the OE upper cable section on 2021-2022 Touring models
- Easily and quickly connects to the existing lower cable section
- Significantly reduces installation time, plus there's no need to drain transmission fluid
- Unique design reuses OE cover and housing parts
- Quick Connect cables feature the industry's highest quality braid in four color choices to complement your bike: Sterling Chromite®, Black Pearl, KarbonFibr and Polished Stainless
- KarbonFibr braid is created from metallic distinct black tone colored wire, blended and interwoven to mimic the distinct look of carbon fiber
- Braid color and weave match on all Magnum control cables and brake lines
- Crystal-clear outer jacket will never discolor and provides exceptional protection against scuffing paint and chrome
- Chrome or black chrome-plated handlebar fittings
- Low-effort, high-efficiency cable design meets or exceeds OE specifications for fitment, construction and endurance
- Upper cables are made with anti-friction inner liners and are factory lubricated for smooth, consistent, long lasting operation
- Assembled in the U.S.A.
- For the complete line of Magnum Quick Connect braided upper clutch cables, see page 1283 of the 2022 Europe FatBook

FITS MODEL	STERLING CHROMITE	BLACK PEARL	KARBONFIBR	POLISHED STAINLESS	TOTAL LENGTH (CM)	TRAVEL (MM)	OEM #
STOCK LENGTH							
For 21-22 FLHT/FLHTK/FLHTKS/FLHX/FLHXS	0652-2781	0652-2787	0652-2799	0652-2793	99 cm (39")	59 (2 ⁵ / ₁₆ "	37200441
ALTERNATE LENGTH							
STERLING CHROMITE	BLACK PEARL	KARBONFIBR	POLISHED STAINLESS	TOTAL LENGTH (CM)	TRAVEL (MM)		
FOR 21-22 FLHT/FLHTK/FLHTKS/FLHX/FLHXS							
0652-2781	0652-2787	0652-2799	0652-2793	99 (39")	59 (2 ⁵ / ₁₆ "		
0652-2782	0652-2788	0652-2800	0652-2794	104 (41")	59 (2 ⁵ / ₁₆ "		
0652-2783	0652-2789	0652-2801	0652-2795	109 (43")	59 (2 ⁵ / ₁₆ "		
0652-2784	0652-2790	0652-2802	0652-2796	114,5 (45")	59 (2 ⁵ / ₁₆ "		
0652-2785	0652-2791	0652-2803	0652-2797	119,5 (47")	59 (2 ⁵ / ₁₆ "		
0652-2786	0652-2792	0652-2804	0652-2798	124,5 (49")	59 (2 ⁵ / ₁₆ "		

WINDSHIELDS
& FAIRINGSSADDLEBAGS
& LUGGAGESEATS &
SISSY BARS

EXHAUST

FUEL/AIR
SYSTEMS

ENGINE

TRANSMISSION,
CLUTCH LINE
& DRIVELINEGASKETS
& SEALS

ELECTRICAL

LIGHTING
& LICENSE
PLATESHANDLEBARS,
CONTROLS
& MIRRORS

CABLES

BRAKES &
BRAKE LINESTANKS &
OIL FILTERSDASHES
& GAUGESFRAMES &
SUSPENSION

FENDERS

FOOTRESTS &
FLOORBOARDSWHEELS
& AXLESCOVERS,
LOCKS &
GENERALAUDIO,
COMMUNICATION
& MOUNTS

WINDSHIELDS
& FAIRINGS

SADDLEBAGS
& LUGGAGE

SEATS &
SISSY BARS

EXHAUST

FUEL/AIR
SYSTEMS

ENGINE

TRANSMISSION,
CLUTCH LINE
& DRIVELINE

GASKETS
& SEALS

ELECTRICAL

LIGHTING
& LICENSE
PLATES

HANDLEBARS,
CONTROLS
& MIRRORS

CABLES

BRAKES &
BRAKE LINES

TANKS &
OIL FILTERS

DASHES
& GAUGES

FRAMES &
SUSPENSION

FENDERS

FOOTRESTS &
FLOORBOARDS

WHEELS
& AXLES

COVERS,
LOCKS &
GENERAL

AUDIO,
COMMUNICATION
& MOUNTS



STERLING CHROMITE BLACK PEARL KARBONFIBR POLISHED STAINLESS

Sterling Chromite



Black Pearl



Karbonfibr



Polished Stainless



BRAIDED HIGH EFFICIENCY CLUTCH CABLES

- The Industry's highest quality braid available in four color choices to complement your bike: Sterling Chromite® II, Black Pearl, KarbonFibr and Polished Stainless
- KarbonFibr braid is created from metallic wire with distinct black tone colors, blended and interwoven to mimic the distinct look of carbon fiber
- Braid color and weave match on all Magnum control cables and brake lines
- Coated with a non-yellowing, crystal-clear outer jacket for exceptional protection against scuffing paint or chrome
- Low-effort, high-efficiency cable design meets or exceeds all OE specifications for fitment, construction, and endurance
- All fittings are polished and chrome or black chrome-plated

- Rubber seal in transmission fitting eliminates fluid leaks
 - Cables are made with anti-friction inner liners and adjuster inserts, plus they are factory lubricated for smooth, consistent, long lasting operation
 - For the complete line of Magnum Braided High Efficiency clutch cables, see pages 1284-1294 of the 2022 Europe FatBook
- NOTE: Check torque spec on transmission fitting when installing.

HOW TO MEASURE CLUTCH CABLES

NOTE: Late style cables are measured with the adjuster completely collapsed.

FULL LENGTH HIGH EFFICIENCY CLUTCH CABLES

FITS MODEL	STERLING CHROMITE	BLACK PEARL	KARBONFIBR	HOUSING LENGTH (CM)	ADJUSTER LOCATION FROM TRANS (CM)	TRAVEL (MM)	OEM #
DRESSERS/TOURING							
FOR 21-22 FLHT/FLHTK/FLHTKS/FLHX/FLHXS	0652-2896	0652-2902	0652-2913	167 (65 ³ / ₄ ")	64,5 (25 ⁷ / ₁₆ ")	89 (3 ¹ / ₂ ")	3720037+37200441

ALTERNATIVE FULL LENGTH HIGH EFFICIENCY CLUTCH CABLES FOR CUSTOM HEIGHT/WIDTH HANDLEBARS

STERLING CHROMITE	BLACK PEARL	KARBONFIBR	POLISHED STAINLESS	HOUSING LENGTH (CM)	ADJUSTER LOCATION FROM TRANS (CM)	TRAVEL (MM)
FOR 21-22 FLHT/FLHTK/FLHTKS/FLHX/FLHXS						
0652-2897	0652-2903	0652-2914	0652-2908	172 (67 ³ / ₄ ")	67 (25 ⁷ / ₁₆ ")	89 (3 ¹ / ₂ ")
0652-2898	0652-2904	0652-2915	0652-2909	177 (69 ³ / ₄ ")	67 (25 ⁷ / ₁₆ ")	89 (3 ¹ / ₂ ")
0652-2899	0652-2905	0652-2916	0652-2910	182 (71 ³ / ₄ ")	67 (25 ⁷ / ₁₆ ")	89 (3 ¹ / ₂ ")
0652-2900	0652-2906	0652-2917	0652-2911	187,5 (73 ³ / ₄ ")	67 (25 ⁷ / ₁₆ ")	89 (3 ¹ / ₂ ")
0652-2901	0652-2907	0652-2918	0652-2912	192,5 (75 ³ / ₄ ")	67 (25 ⁷ / ₁₆ ")	89 (3 ¹ / ₂ ")



HANDLEBAR CABLE KITS

- Take "Cable Calculation" headaches out of swapping handlebars
- Available as complete kits, with or without wiring
- New plug-and-play wiring available in kits
- LA Chopper cables, brake lines and complete kits are compliant with all DOT FMVSS-106 requirements

- See pages 1312-1321 of the 2022 Parts Europe FatBook for additional handlebar cable kits

Complete stainless kit



Complete black vinyl stainless kit



Complete midnight kit



COMPLETE CABLE KITS WITH PLUG-AND-PLAY WIRING

- Kit includes the correct length braided cables, brake/clutch lines and wire extensions to complete a handlebar swap
- Wire extensions plug directly into OEM plugs, no need to cut and solder any wires
- All cables and lines are stainless steel no matter the finish
- Available in three finishes: stainless steel with clear shielding and chrome fittings, black vinyl with chrome fittings or midnight black with dark smoke-tinted shielding and pure black fittings
- Midnight lines appear graphite or carbon in appearance for an ultra-custom look

Plug-N-Play stainless kit



Plug-N-Play black vinyl stainless kit



Plug-N-Play midnight kit



COMPLETE CABLE KITS WITH WIRING

- Kit includes the correct length braided cables, brake/clutch lines and wire extensions to complete a handlebar swap
- Extended wiring must be cut to length and soldered
- All cables and lines are stainless steel no matter the finish
- Available in three finishes: stainless steel with clear shielding and chrome fittings, black vinyl with chrome fittings or midnight black with dark smoke-tinted shielding and pure black fittings
- Midnight lines appear graphite or carbon in appearance for an ultra-custom look

HANDLEBAR CABLE KITS continued on next page.

WINDSHIELDS & FAIRINGS

SADDLEBAGS & LUGGAGE

SEATS & Sissy BARS

EXHAUST

FUEL/AIR SYSTEMS

ENGINE

TRANSMISSION, CLUTCH LINE & DRIVELINE

GASKETS & SEALS

ELECTRICAL

LIGHTING & LICENSE PLATES

HANDLEBARS, CONTROLS & MIRRORS

CABLES

BRAKES & BRAKE LINES

TANKS & OIL FILTERS

DASHES & GAUGES

FRAMES & SUSPENSION

FENDERS

FOOTRESTS & FLOORBOARDS

WHEELS & AXLES

COVERS, LOCKS & GENERAL

AUDIO, COMMUNICATION & MOUNTS



HANDLEBAR CABLE KITS (CONT)

Standard stainless kit



Standard black vinyl stainless kit



Standard midnight kit



STANDARD CABLE KITS

- Kit includes the correct length braided cables, brake/clutch lines and wire extensions to complete a handlebar swap
- Does not include any extended wiring
- All cables and lines are stainless steel no matter the finish
- Available in three finishes: stainless steel with clear shielding and chrome fittings, black vinyl with chrome fittings or midnight black with dark smoke-tinted shielding and pure black fittings
- Midnight lines appear graphite or carbon in appearance for an ultra-custom look

NOTE: Kits are based on using 2" risers with Ape Hanger handlebars.

NOTE: LA Choppers Cables, Brake Lines, and Complete Kits are compliant with all DOT FMVSS-106 requirements.

FITS MODEL	DESCRIPTION	PLUG-AND-PLAY KITS	COMPLETE KITS	STANDARD KITS	THROTTLE CABLES	IDLE CABLES	CLUTCH CABLES	BRAKE LINES
STAINLESS BRAIDED								
For 21-22 FLTRX/FLTRXS/FLTRXST	For use w mini handlebars	0662-1117	0662-1105	0662-1093	-	-	0652-2823	-
	For use w/ 30,5 cm (12") - 35,5 cm (14") Ape Hangers	0662-1120	0662-1108	0662-1096	-	-	0652-2826	-
	For use w/ 38 cm (15") - 43 cm (17") Ape Hangers	0662-1123	0662-1111	0662-1099	-	-	0652-2829	-
	For use w/ 45,5 cm (18") - 51 cm (20") Ape Hangers	0662-1126	0662-1114	0662-1102			0652-2832	
FITS MODEL	DESCRIPTION	PLUG-AND-PLAY KITS	COMPLETE KITS	STANDARD KITS	THROTTLE CABLES	IDLE CABLES	CLUTCH CABLES	BRAKE LINES
BLACK VINYL/STAINLESS BRAIDED								
For 21-22 FLTRX/FLTRXS/FLTRXST	For use w mini handlebars	0662-1118	0662-1106	0662-1094	-	-	0652-2824	-
	For use w/ 30,5 cm (12") - 35,5 cm (14") Ape Hangers	0662-1121	0662-1109	0662-1097	-	-	0652-2827	-
	For use w/ 38 cm (15") - 43 cm (17") Ape Hangers	0662-1124	0662-1112	0662-1110	-	-	0652-2830	-
	For use w/ 45,5 cm (18") - 51 cm (20") Ape Hangers	0662-1127	0662-1115	0662-1103			0652-2833	
FITS MODEL	DESCRIPTION	PLUG-AND-PLAY KITS	COMPLETE KITS	STANDARD KITS	THROTTLE CABLES	IDLE CABLES	CLUTCH CABLES	BRAKE LINES
MIDNIGHT BRAIDED								
For 21-22 FLTRX/FLTRXS/FLTRXST	For use w mini handlebars	0662-1119	0662-1107	0662-1095	-	-	0652-2825	-
	For use w/ 30,5 cm (12") - 35,5 cm (14") Ape Hangers	0662-1122	0662-1110	0662-1098	-	-	0652-2828	-
	For use w/ 38 cm (15") - 43 cm (17") Ape Hangers	0662-1125	0662-1113	0662-1101	-	-	0652-2831	-
	For use w/ 45,5 cm (18") - 51 cm (20") Ape Hangers	0662-1128	0662-1116	0662-1104			0652-2834	




STERLING CHROMITE BLACK PEARL KARBONFIBR POLISHED STAINLESS

0662-1028



0662-1082



0662-1139



DESIGNER DOT HANDLEBAR INSTALLATION KITS

- The only complete kits with matching braided cables and DOT brake lines
- Available with Quick Connect upper clutch cables that reuse the existing lower clutch section
- All cables and DOT brake lines feature either Sterling Chromite®, Black Pearl or KarbonFibr braid with highly polished chrome or black chrome-plated fittings
- KarbonFibr braid is created from metallic wire with distinct black tone colors, blended and interwoven to mimic the distinct look of carbon fiber
- Brake lines are constructed with PTFE inner tubing, DuPont™ Kevlar® aramid fiber, premium Signature Magnum braids and an outer PVC jacket
- All cables are a low-effort, high-efficiency design that meets or exceeds all OE specifications for fitment, construction and endurance

- Kits for dual disc models include an all brazed manifold that eliminates leaks, alignment problems and unattractive threaded connections
- For the complete line of Magnum Designer DOT handlebar installation kits, see pages 1322-1326 of the 2022 Europe FatBook

DuPont™ and Kevlar® are trademarks or registered trademarks of E.I. du Pont de Nemours and Company.

NOTE: Kits are based on using ape hanger style handlebars with 51 mm (2") risers; except Touring models.

DESCRIPTION	STERLING CHROMITE 30,5 CM - 35,5 CM (12"-14") APES	STERLING CHROMITE 38 CM - 43 CM (15"-17") APES	STERLING CHROMITE 45,5 CM - 51 CM (18"-20") APES	BLACK PEARL 30,5 CM - 35,5 CM (12"-14") APES	BLACK PEARL 38 CM - 43 CM (15"-17") APES	BLACK PEARL 45,5 CM - 51 CM (18"-20") APES	KARBONFIBR 25,5 CM (10") APES	KARBONFIBR 30,5 CM - 35,5 CM (12"-14") APES	KARBONFIBR 38 CM - 43 CM (15"-17") APES	KARBONFIBR 45,5 CM - 51 CM (18"-20") APES
TOURING										
For 21-22 FLHRXS (w/ Quick Connect Upper Clutch cable and full length brake lines; uses existing lower clutch cable)	-	-	-	0662-1129	0662-1130	-	-	0662-1131	0662-1132	-
For 21-22 FLHR (w/ Quick Connect Upper Clutch cable; uses existing lower clutch cable)	0662-1142	0662-1143	0662-1144	0662-1145	0662-1146	0662-1147	-	0662-1148	0662-1149	0662-1150
For 21-22 FLHT, FLHTK/S, FLHX/S, FLHXST (w/ Quick Connect Upper Clutch cable and full length brake lines)	0662-1080	0662-1081	-	0662-1082	0662-1083	-	-	0662-1084	0662-1085	-
For 21-22 FLHT, FLHTK/S, FLHX/S, FLHXST (w/ Quick Connect Upper Clutch cable; uses existing lower clutch cable and lower brake lines)	-	-	-	-	-	-	0662-1059	-	0662-1058	-
For 21-22 FLTRK, FLTRX, FLTRXS, FLTRXST (w/ Quick Connect Upper Clutch cable and full length brake lines; uses existing lower clutch cable)	0662-1133	0662-1134	0662-1135	0662-1136	0662-1137	0662-1138	-	0662-1139	0662-1140	0662-1141
For 21-22 FLTRK, FLTRX, FLTRXS, FLTRXST (w/ Quick Connect Upper Clutch cable; uses existing lower clutch cable and brake line)	-	-	-	-	-	-	-	-	0662-1035	-

DESIGNER DOT HANDLEBAR INSTALLATION KITS continued on next page.

WINDSHIELDS
& FAIRINGSSADDLEBAGS
& LUGGAGESEATS &
SISSY BARS

EXHAUST

FUEL/AIR
SYSTEMS

ENGINE

TRANSMISSION,
CLUTCH LINE
& DRIVELINEGASKETS
& SEALS

ELECTRICAL

LIGHTING
& LICENSE
PLATESHANDLEBARS,
CONTROLS
& MIRRORS

CABLES

BRAKES &
BRAKE LINESTANKS &
OIL FILTERSDASHES
& GAUGESFRAMES &
SUSPENSION

FENDERS

FOOTRESTS &
FLOORBOARDSWHEELS
& AXLESCOVERS,
LOCKS &
GENERALAUDIO,
COMMUNICATION
& MOUNTS

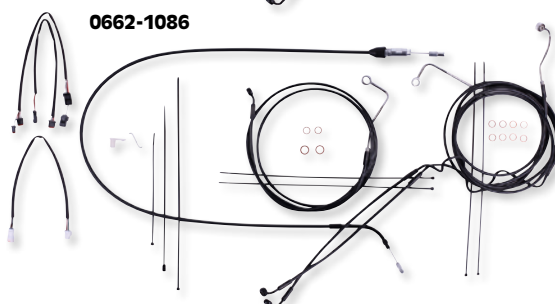
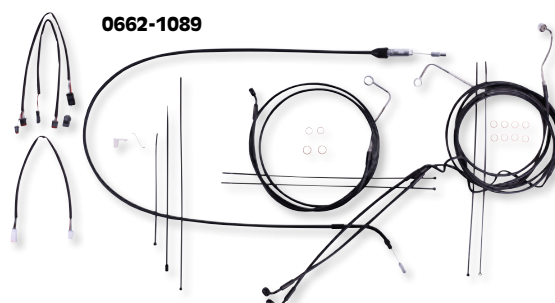
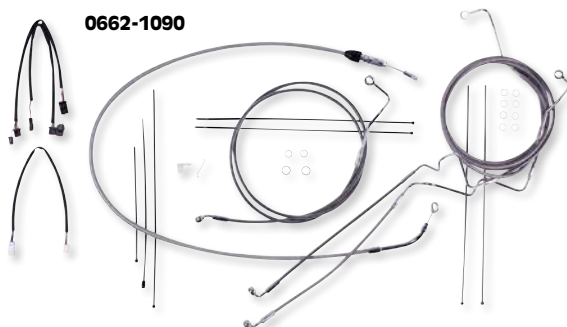


**STERLING
CHROMITE BLACK PEARL**

KARBONFIBR POLISHED STAINLESS

DESIGNER DOT HANDLEBAR INSTALLATION KITS (CONT)

	STERLING CHROMITE 30,5 CM - 35,5 CM (12"-14") APES	STERLING CHROMITE 38 CM - 43 CM (15"-17") APES	STERLING CHROMITE 45,5 CM - 51 CM (18"-20") APES	BLACK PEARL 30,5 CM - 35,5 CM (12"-14") APES	BLACK PEARL 38 CM - 43 CM (15"-17") APES	BLACK PEARL 45,5 CM - 51 CM (18"-20") APES	KARBONFIBR 25,5 CM (10") APES	KARBONFIBR 30,5 CM - 35,5 CM (12"-14") APES	KARBONFIBR 38 CM - 43 CM (15"-17") APES	KARBONFIBR 45,5 CM - 51 CM (18"-20") APES
DESCRIPTION										
SOFTAIL										
For 18-20 FLDE, 18-21 FLFB/S, 18-22 FLHC/S, 18-21 FLBS, FLSL (w/ ABS) (w/ Quick Connect Upper Clutch cable; uses existing lower clutch cable and brake line; includes an adapter)	-	-	-	-	-	-	-	-	0662-1071	-
For 18-20 FXBR/S, 18-22 FXBB/S, 18-20 FXLR (w/ ABS) (w/ Quick Connect Upper Clutch cable; uses existing lower clutch cable and brake line; includes an adapter)	-	-	-	-	-	-	-	-	0662-1071	-
For 18-22 FXFB/S (w/ ABS) (w/ Quick Connect Upper Clutch cable; uses existing lower clutch cable and brake lines; includes an adapter)	0662-1028	0662-1029	-	-	-	-	-	-	0662-1040	-
For 20-22 FXLRS (dual disc w/ ABS) (w/ Quick Connect Upper Clutch cable; uses existing lower clutch cable and brake lines; includes an adapter)	0662-1028	0662-1029	-	-	-	-	-	-	0662-1040	-



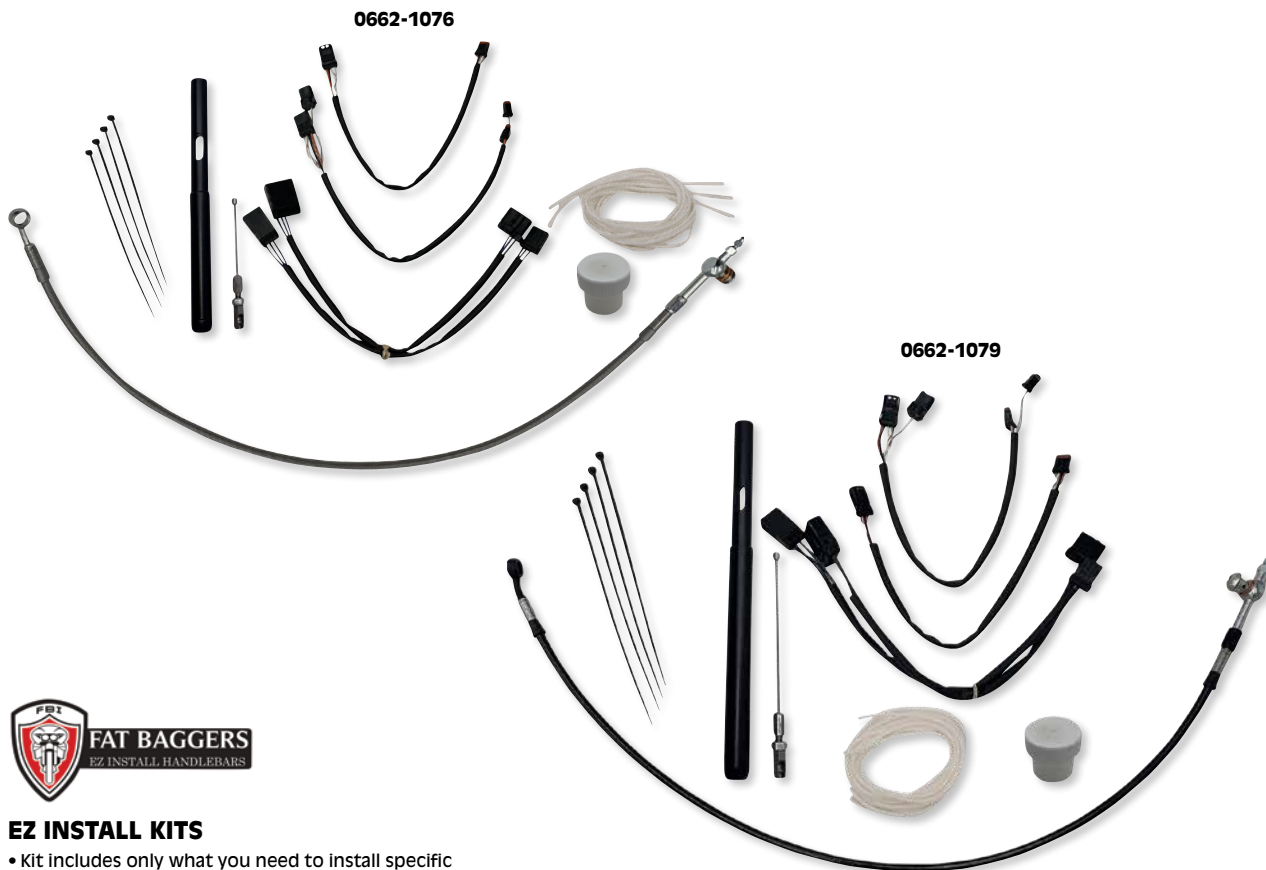
XR STAINLESS DOT HANDLEBAR INSTALLATION KITS

- Magnum XR DOT Handlebar Installation Kits offer a great fit and excellent quality at an economical price
- XR DOT Handlebar Installation Kits are available for popular ABS Harley-Davidson® motorcycles with 30,5 cm (12") to 43 cm (17") ape hanger style handlebars
- Available with Quick Connect upper clutch cables that reuse the existing lower clutch section
- Three color combinations to complement your bike: clear-coated stainless steel with chrome fittings, black-coated with chrome fittings or black-coated with black fittings
- All cables are a low-effort, high-efficiency design that meets or exceeds all OE specifications for fitment, construction, endurance
- Magnum XR DOT brake lines use an enhanced construction of heavy gauge stainless steel embedded in tough abrasion-resistant nylon outer jacket for superior durability
- The coating on cables and brake lines offers exceptional protection for paint or chrome
- Kits that include manifolds use an all-braced construction to ensure optimal OE fitment and appearance

- Manifolds use AN-3 connections for an easy installation
- Kits include Throttle-By-Wire extensions, clutch cable, XR DOT brake lines, copper crush washers, hardware, fully terminated turn signal and switch wiring extensions
- For the complete line of Magnum XR Stainless DOT handlebar installation kits, see pages 1327-1328 of the 2022 Europe FatBook

NOTE: Kits are based on using ape hanger style handlebars and 51 mm (2") risers (except Touring models).

	STAINLESS W/ CHROME FITTINGS 30,5 CM - 35,5 CM (12"-14")	STAINLESS W/ CHROME FITTINGS 38 CM - 43 CM (15"-17")	BLACK W/ CHROME FITTINGS 30,5 CM - 35,5 CM (12"-14")	BLACK W/ CHROME FITTINGS 38 CM - 43 CM (15"-17")	BLACK W/ BLACK FITTINGS 30,5 CM - 35,5 CM (12"-14")	BLACK W/ BLACK FITTINGS 38 CM - 43 CM (15"-17")
DESCRIPTION						
For 21-22 FLHT/FLHTK/FLHX/ FLHXS/FLHXST (w/ Quick Connect Upper Clutch cable and full length brake lines)	0662-1090	0662-1091	0662-1088	0662-1089	0662-1086	0662-1087



EZ INSTALL KITS

- Kit includes only what you need to install specific height handlebars on your motorcycle
- Installs in roughly half the time of other kits
- See page 1131 of the 2022 Parts Europe FatBook for additional kits

NOTE: Kits do NOT replace existing lines and cables.

BRAIDED FOR 21-22 FLHRS	BLACK BRAIDED	BAR HEIGHT	KIT CONTENTS
0662-1076	0662-1077	35,5 cm (14")	CAN-Bus wire harness for controls, clutch cable extension, brake line extension, ropes, lube, cable ties
0662-1078	0662-1079	40,5 cm (16")	CAN-Bus wire harness for controls, clutch cable extension, brake line extension, ropes, lube, cable ties



0660-0013

EZ CLUTCH ADJUSTER UPGRADE KITS

- Converts the factory upper clutch cable adjuster to a screw-type and adds reinforcement to the cable
- Works as an upgrade or a repair part for the factory clutch cable adjuster
- For use with the stock clutch cable or Fat Baggers EZ Clutch Cable extensions
- Threaded split adjuster dimensions: 1/2"-20 threaded

PART #	DESCRIPTION
0660-0013	For 21 FLHT/FLHTK/FLHX/FLHXS/FLHXSE/FLHTKSE/FLHTCUTG/FLTRK/FLTRXS/FLTRXSE/FLHR/FLHRXS, 18-21 Softail w/ cable clutch
0660-0014	For 22 FLHT/FLHTI/FLHTK/FLHX/FLHXSE/FLHXST/FLTRK/FLTRX/FLTRXS/FLHR, 22 Softail w/ cable clutch



CHROME CABLE WIRING

- A flexible chrome coiled plastic covering for control cables and electrical wires
- Sold each



PART #	DESCRIPTION
DS-223001	152 cm L, 8 mm diameter (5' L, 5/16" diameter)

WINDSHIELDS
& FAIRINGS

SADDLEBAGS
& LUGGAGE

SEATS &
SISSY BARS

EXHAUST

FUEL/AIR
SYSTEMS

ENGINE

TRANSMISSION,
CLUTCH LINE
& DRIVELINE

GASKETS
& SEALS

ELECTRICAL

LIGHTING
& LICENSE
PLATES

HANDLEBARS,
CONTROLS
& MIRRORS

CABLES

BRAKES &
BRAKE LINES

TANKS &
OIL FILTERS

DASHES
& GAUGES

FRAMES &
SUSPENSION

FENDERS

FOOTRESTS &
FLOORBOARDS

WHEELS
& AXLES

COVERS,
LOCKS &
GENERAL

AUDIO,
COMMUNICATION
& MOUNTS

**FTK TYPE ROTORS (DISKLE)**

- Stainless steel fully floating brake rotors
- Outer brake ring features machined and painted rotor slots
- Innovative design improves brake performance and helps cool the rotor faster during extreme use
- Design gives maximum resistance to fade/warp from heat and mechanical stresses
- Rotor design allows for better heat exchange
- Rotor bobbins are stainless steel for efficient rotor "float" so the rotor will not warp and distort under extreme stress/heat
- Stainless steel outer rotor rings are machined and the surfaces finished using a bilateral cross-textured grinding process that keeps rotor runout to no more than 0,01 mm
- Rotor weight and inertia are not increased compared to other brake rotor disc types; do not impede the motorcycle's steering/handling characteristics

FITS MODEL	OUTER/ INNER DIAMETER	SPOKES	PART #
TYPE 1			
FRONT			
For 08-21 FLH/FLT, 18-21 FXBR/S, FXFB/S, FLFB/S, FLSE	300 mm/56 mm	10	1710-3351
For 14-21 FLHTCUTG/FLRT	300 mm/56 mm	10	1710-3351
For 00-07 FLH, FLT (except CVO)	292 mm/56 mm	10	1710-3341
For 94-99 FLHR, 87-94 FLHS, 87-99 FLHT, 87-96 FLTC, 98-99 FLTR	292 mm/50,8 mm	10	1710-3338
For 00-14 FL, FX	292 mm/56 mm	10	1710-3341
For 18-21 FXBR/S, FXFB/S, FLFB/S, FLSE	300 mm/56 mm	7	1710-3344
For 15-17 FLSTF, FB, FXSB, 15 FLSTNSE, 16-17 FLSS, FLSTFBS	300 mm/56 mm	10	1710-3351
For 15-17 FLSTF, FB, FXSB, 15 FLSTNSE, 16-17 FLSS, FLSTFBS	300 mm/56 mm	7	1710-3344
For 06-10 FXDWG/I	300 mm/56 mm	7	1710-3344
For 10-17 FXDB/C/F/L, 13 FXDA, 13-15 FXDBP	300 mm/56 mm	7	1710-3348
For 11-17 FXDWG	300 mm/56 mm	7	1710-3348
For 06-09 FXDB/C/F/L/I, 06 FXD35	300 mm/56 mm	7	1710-3344
For 00-05 FXD	292 mm/56 mm	10	1710-3341

**1710-3338**

- Very original style, great for customizers or to enhance the look on older stock bikes
- Manufactured in Europe to ISO/TS 16949 certified standards that meet or exceed OEM specifications
- ABE approved

FITS MODEL	OUTER/ INNER DIAMETER	SPOKES	PART #
TYPE 1 (CONT)			
FRONT (CONT)			
For 14-15 XL 883 L/R, 1200 C/CA/CP, 16-21 XL 883 N, 16, 18 XL 1200 C, 16-21 XL 1200 CX/X/T, 18-21 XL 1200 NS/XS	300 mm/56 mm	10	1710-3351
For 14-15 XL 883 L/R, 1200 C/CA/CP, 16-21 XL 883 N, 16, 18 XL 1200 C, 16-21 XL 1200 CX/X/T, 18-21 XL 1200 NS/XS	300 mm/56 mm	7	1710-3344
For 00-13 XL 1200/883; XR1200	292 mm/56 mm	10	1710-3341
For 91-99 XL/XLH	292 mm/50,8 mm	10	1710-3338
REAR			
For 12-21 FLHR/C/SE/XS, 19-21 FLHT, 12-19 FLHTCU, 13 FLHTCUSE8, 15-16 FLHTCUL, 12-21 FLHTK/L/SE, FLHX/XS/XSE, 20 FLTRK, 12-19 FLTRU/USE, 12-21 FLTRX/XS/SE	300 mm/56 mm	10	1710-3353
For 00-07 FLHR/FLHT/FLHX/FLTR	292 mm/56 mm	10	1710-3343
For 18-21 FLDE, FLHC/S, FLSE, FLSE, FXBB, FXLR	292 mm/56 mm	10	1710-3343
For 00-17 FL/FX, 08-11 FXCW/C	292 mm/56 mm	10	1710-3343
For 12-16 FLD, 00-17 FXD	292 mm/56 mm	10	1710-3343
For 00-10 XL 1200/883	292 mm/56 mm	10	1710-3343

**FT TYPE ROTORS (FLOATING)**

- Stainless steel fully floating brake rotors
- Outer brake ring features machined and painted rotor slots
- Innovative design improves brake performance and helps cool the rotor faster during extreme use
- Design gives maximum resistance to fade/warp from heat and mechanical stresses
- Rotor design allows for better heat exchange
- Rotor bobbins are stainless steel for efficient rotor "float" so the rotor will not warp and distort under extreme stress/heat
- Stainless steel outer rotor rings are machined and the surfaces finished using a bilateral cross-textured grinding process that keeps rotor runout to no more than 0,01 mm
- Rotor weight and inertia are not increased compared to other brake rotor disc types; do not impede the motorcycle's steering/handling characteristics

FITS MODEL	OUTER/INNER DIAMETER	SPOKES	PART #
FRONT			
For 08-21 FLH/FLT, 18-21 FXBR/S, FXFB/S, FLFB/S, FLSE	300 mm/56 mm	10	1710-3350
For 14-21 FLHTCUTG, FLRT, 10-11 FLHXXX	300 mm/56 mm	10	1710-3350
For 15-17 FLSTF, FB, FXSB, 15 FLSTNSE, 16-17 FLSS, FLSTFBS	300 mm/56 mm	10	1710-3350
For 18-21 FLDE, FLHC/S, FLSE, FXBB, FXLR	300 mm/ 56mm	7	1710-3345
For 15-17 FLS, FLSTC, FLSTN, FXST	300 mm/ 56mm	7	1710-3345
For 14-15 XL 883 L/R, 1200 C/CA/CP, 16-21 XL 883 N, 16-18 XL 1200 C, 16-21 XL 1200 CX/X/T, 18-21 XL 1200 NS/XS	300 mm/56 mm	10	1710-3350
For 14-21 XL 1200/883	300 mm/ 56mm	7	1710-3345
REAR			
For 12-21 FLHR/C/SE/XS, 19-21 FLHT, 12-19 FLHTCU, 13 FLHTCUSE8, 15-16 FLHTCUL, 12-21 FLHTK/L/SE, FLHX/XS/XSE, 20-21 FLTRK, 12-19 FLTRU/USE, 12-21 FLTRX/XS/SE	300 mm/56 mm	10	1710-3352

**1710-3352**

- Very original style, great for customizers or to enhance the look on older stock bikes
- Manufactured in Europe to ISO/TS 16949 certified standards that meet or exceed OEM specification



1710-3346



1710-3355



1710-3417



1710-3411



F TYPE ROTORS

- Stainless steel brake rotors
- Proprietary heat treatment ensures homogeneity and consistency of the rotor design
- Machined surfaces are finished using a bi-lateral cross-textured grinding process that keeps rotor runout to no more than 0,01 mm
- All non-machined surfaces are finished using anti-corrosive paint for durability and protection from the elements
- Manufactured in Europe to ISO/TS 16949 certified standards that meet or exceed OEM specifications
- Compatible with all brake pad compounds and aftermarket calipers

FITS MODEL

FRONT

	OUTER/INNER DIAMETER	PART #
For 14-21 FLHR, 20-21 FLHRXS, 19-21 FLHT, 14-19 FLHTCU, 15-16 FLHTCUL, 20-21 FLHTCUTGSE, 14-21 FLHX, 14-21 FLHXS, 16-19 FLTRU, 15-21 FLTRX, 21 FLRT, 21 FLTRK	300 mm/169,5 mm	1710-3354
For 15-17/20-21 FLTRXS	300 mm/169,5 mm	1710-3354
For 08 FLHRSE4, 09 FLTRSE3	292 mm/172 mm	1710-3346
For 12-16 FLD, 07-10 FXD, 07-08/13 FXDB, 14-15 FXDBB, 16 FXDBC, 13-16 FXDBP, 06 FXDI/CI, 06-17 FXDL/FXDLS	292 mm/172 mm	1710-3346
For 07-17 VRSCAW/CD/CDX/F/R, 06 VRSCSE2	292 mm/172 mm	1710-3346

FITS MODEL

FRONT

	OUTER/INNER DIAMETER	TYPE 1 PART #	TYPE 2 PART #
For 00-07 FLH, FLT	292 mm/56 mm	1710-3340	1710-3412
For 00-14 FL, FX (Exc. Springers)	292 mm/56 mm	1710-3340	1710-3412
For 00-05 FXD	292 mm/56 mm	1710-3340	1710-3412
For 99 FXD	292 mm/50,8 mm	1710-3355	1710-3417
For 00-13 XL 1200/883, XR1200	292 mm/56 mm	1710-3340	1710-3412
For 86-99 XL/XLH	292 mm/50,8 mm	1710-3355	1710-3417

REAR

For 00-07 FLHR/FLHT/FLHX/FLTR / 21 FLHR, FLHT/FLHX/FLTR	292 mm/56 mm	1710-3342	1710-3413
For 00-17 FL/FX, 08-11 FXCW/C, 18-21 FLDE, FLHC/S, FLSE, FLSL, FXBB, FXLR	292 mm/56 mm	1710-3342	1710-3413
For 12-16 FLD, 00-17 FXD	292 mm/56 mm	1710-3342	1710-3413
For 91-99 FXD	292 mm/50,8 mm	1710-3339	1710-3411
For 00-10 XL 1200/883	292 mm/56 mm	1710-3342	1710-3413
For 91-99 XL/XLH 1200/883	292 mm/50,8 mm	1710-3339	1710-3411

WINDSHIELDS
& FAIRINGSSADDLEBAGS
& LUGGAGESEATS &
SISSY BARS

EXHAUST

FUEL/AIR
SYSTEMS

ENGINE

TRANSMISSION,
CLUTCH LINE
& DRIVELINEGASKETS
& SEALS

ELECTRICAL

LIGHTING
& LICENSE
PLATESHANDLEBARS,
CONTROLS
& MIRRORS

CABLES

BRAKES &
BRAKE LINESTANKS &
OIL FILTERSDASHES
& GAUGESFRAMES &
SUSPENSION

FENDERS

FOOTRESTS &
FLOORBOARDSWHEELS
& AXLESCOVERS,
LOCKS &
GENERALAUDIO,
COMMUNICATION
& MOUNTS

- WINDSHIELDS
& FAIRINGS
- SADDLEBAGS
& LUGGAGE
- SEATS &
SISSY BARS
- EXHAUST
- FUEL/AIR
SYSTEMS
- ENGINE
- TRANSMISSION,
CLUTCH LINE
& DRIVELINE
- GASKETS
& SEALS
- ELECTRICAL
- LIGHTING
& LICENSE
PLATES
- HANDLEBARS,
CONTROLS
& MIRRORS
- CABLES
- BRAKES &
BRAKE LINES
- TANKS &
OIL FILTERS
- DASHES
& GAUGES
- FRAMES &
SUSPENSION
- FENDERS
- FOOTRESTS &
FLOORBOARDS
- WHEELS
& AXLES
- COVERS,
LOCKS &
GENERAL
- AUDIO,
COMMUNICATION
& MOUNTS



WAVE FRONT BRAKE ROTOR

- Made from 420 high-carbon stainless Tier-1 steel
 - Laser-cut, never stamped
 - Rotor is individually heat-treated and double-disc parallel ground to ensure perfect flatness
 - WAVE® design allows for lower operating temperatures at extreme conditions
 - WAVE® design is much lighter than a stock rotor
 - See page 1341 of the 2022 Parts Europe FatBook for the complete line of Galfer WAVE® rotors
- NOTE: For maximum braking performance and rotor longevity, Galfer recommends using Galfer brake pads with Galfer rotors. See page 1378 of the 2022 Parts Europe FatBook for Galfer brake pads.


DESCRIPTION	STYLE	PART #
For 08-13 FLHT/FLHR/FLHX/FLTR, 15-17 Softail, 06-17 Dyna Glide and 14-22 XL (except 21-22 Sportster S/RH1250S and 22 Nightster/RH975)	Full-floating w/ black carrier	1710-4327




Dominator Black Ops



Dominator Gold Ops



Speedstar Black Ops



Speedstar Gold Ops



TWO-PIECE BRAKE ROTORS

- 420 stainless steel outer band
- Specifically designed for use with Performance Machine wheels only (3.25" bolt circle)
- Black Ops™ finish features gloss black on top of a contrasting textured black finish for outstanding durability and looks
- Gold Ops™ finish features gloss gold on top of a contrasting textured gold finish for outstanding durability and looks

- See page 1348-1349 of the 2022 Parts Europe FatBook for more Performance Machine Two-piece Brake Rotors
- NOTE: 11.5" rotors will fit 99 applications if used in conjunction with spacer PART #1710-0636 and PM calipers.

DESCRIPTION	DOMINATOR BLACK OPS	DOMINATOR GOLD OPS	SPEEDSTAR BLACK OPS	SPEEDSTAR GOLD OPS
FRONT ROTORS				
FOR 00-14 BIG TWIN, 00-13 XL MODELS (EXCEPT 08-14 DRESSERS, H-D FL TRIKE, V-ROD, SPRINGERS, 06-14 DYNA GLIDE, 11-13 XL, 21 SPORTSTER S/RH1250S REAR)				
11.5" front	1710-4295	1710-4296	1710-4299	1710-4300
REAR ROTORS				
FOR 15-17 SOFTAIL, 06-17 DYNA GLIDE, 14-21 XL (EXCEPT 21 SPORTSTER S/RH 1250S REAR)				
11.5" rear	1710-4297	1710-4298	1710-4301	1710-4302
FOR 00-14 BIG TWIN, 00-13 XL MODELS (EXCEPT 08-14 DRESSERS, H-D FL TRIKE, V-ROD, SPRINGERS, 06-14 DYNA GLIDE, 11-13 XL, 21 SPORTSTER S/RH1250S REAR)				
11.5" rear	1710-4297	1710-4298	1710-4301	1710-4302



1710-4303

**15" BIG BRAKE JAGGED FLOATING ROTOR KITS**

- Provide up to 30% more stopping power than factory or factory-sized brake rotors
- Upgrades not only performance, but improves the style of your factory wheel
- Each floating rotor is constructed from 420 stainless steel, and is drilled for optimum performance and heat dispersion
- Billet brake caliper adapters are included in each kit to properly relocate factory caliper to the proper position
- Utilizes factory brake caliper, rotor hardware and brake hose
- Easy bolt-on installation; no need to re-bleed the brake system
- Each kit includes a floating rotor, brake caliper adapter bracket and necessary chrome hardware
- Please see page 1344 of the 2022 Parts Europe FatBook for the entire line of Arlen Ness Big Brake Jagged Floating rotor kits

NOTE: Designed to work with factory fork legs. 15" kits will NOT work with Arlen Ness "Hot Legs" fork legs.

PART #**DESCRIPTION****FOR 18-22 FXFB/FXFBS, FXLRS/FXLRSR DUAL DISC (HUB MOUNT)****1710-4303**

Left side

1710-4304

Right side

11,8" JAGGED FLOATING FRONT ROTORS

- High-performance floating brake rotors designed to enhance braking performance and style of factory wheels
- 420 Stainless construction, drilled for optimum performance and heat dispersion
- 11,8" (6,7"/170 mm bolt circles) hub mounted front rotor is designed to fit H-D FLT Touring model Agitator front wheels (accepts factory style brake rotor hardware)
- 11,8" spoke mount type mounting design made specifically for Dyna model front wheels (accepts factory/OEM floating rotor hardware)
- Sold each
- Please see page 1344 of the 2022 Parts Europe FatBook for the entire line of Arlen Ness Jagged Floating rotors

PART #**DESCRIPTION****11,8" FRONT ROTORS****1710-4322**

For 09-22 FLHT/FLHR/FLHX/FLTRX/FLTRU/FLTRK models (except CVO) w/ Agitator wheels

1710-4321

For 06-17 Dyna models with factory cast front wheels equipped with spoke mounted rotors



1710-4322

JAGGED REAR BRAKE ROTOR

- Performance rotor designed specifically for the rear of FLT Touring Bagger models
- Heavy-duty construction on a single-piece design, each rotor is the proper thickness for the rear of heavy Touring models
- Enhances braking performance and the style of factory or aftermarket wheels
- Constructed from 420 stainless steel
- Drilled for optimum performance and heat dispersion
- 11,8" diameter and 0,275" thick (thicker than standard rotors)

NOTE: Designed for use as rear brake rotor only.

PART #**DESCRIPTION****1710-4206**

For 08-22 FLHT/FLHR/FLHX/FLTR/FLTRX/FLTRU/FLTRK models

WINDSHIELDS
& FAIRINGSSADDLEBAGS
& LUGGAGESEATS &
SISSY BARS

EXHAUST

FUEL/AIR
SYSTEMS

ENGINE

TRANSMISSION,
CLUTCH LINE
& DRIVELINEGASKETS
& SEALS

ELECTRICAL

LIGHTING
& LICENSE
PLATESHANDLEBARS,
CONTROLS
& MIRRORS

CABLES

BRAKES &
BRAKE LINESTANKS &
OIL FILTERSDASHES
& GAUGESFRAMES &
SUSPENSION

FENDERS

FOOTRESTS &
FLOORBOARDSWHEELS
& AXLESCOVERS,
LOCKS &
GENERALAUDIO,
COMMUNICATION
& MOUNTS

- WINDSHIELDS & FAIRINGS
- SADDLEBAGS & LUGGAGE
- SEATS & SISSY BARS
- EXHAUST
- FUEL/AIR SYSTEMS
- ENGINE
- TRANSMISSION, CLUTCH LINE & DRIVELINE
- GASKETS & SEALS
- ELECTRICAL
- LIGHTING & LICENSE PLATES
- HANDLEBARS, CONTROLS & MIRRORS
- CABLES
- BRAKES & BRAKE LINES
- TANKS & OIL FILTERS
- DASHES & GAUGES
- FRAMES & SUSPENSION
- FENDERS
- FOOTRESTS & FLOORBOARDS
- WHEELS & AXLES
- COVERS, LOCKS & GENERAL
- AUDIO, COMMUNICATION & MOUNTS




ROTATOR BRAKE ROTORS

- Heavy-duty performance brake rotors designed to enhance the braking performance of V-Twin motorcycles
- Designed for aggressive daily riding and the weight associated with V-Twin motorcycles
- Directional design available for both left and right side wheel applications

- 10,25" diameter rotors are specially designed with the proper diameter/thickness for the rear of XL Sportster models
- Laser cut and ground perfectly flat for optimum performance and feel
- Made from high carbon 420 stainless steel
- Sold each

PART #	DESCRIPTION
11,8" FRONT ROTOR	
1710-4329	For 14-22 FLHT/FLHX/FLTRX/FLTRU/FLTRK, 17-22 FLHR, 18-22 Softail
11,8" FRONT/REAR ROTORS	
1710-4318	For H-D 5-bolt hub mount style wheels, left side
1710-4320	For H-D 5-bolt hub mount style wheels, right side
11,5" FRONT/REAR ROTORS	
1710-4317	For H-D 5-bolt hub mount style wheels, left side
1710-4319	For H-D 5-bolt hub mount style wheels, right side
10,25" REAR ROTOR (0,270" THICK)	
1710-4316	For 09-22 XL (except 21-22 Sportster S/RH 1250S, 22 Nightster/RH975)



FULL FLOATING BRAKE ROTORS

- 420 stainless steel outer band
- Specifically designed for use with SlyFox wheels (3,25"x 5 bolt circle)
- Sold each

NOTE: 13" front rotors will require the use of calipers designed for 13" rotors.

FOR 08-21 FLHR/FLHRXS/FLHT/FLHTK/FLHX/FLHXS/FLHXSE/FLHXST/FLTRK/FLTRKSE/FLTRU/FLTRX/FLTRXS/FLTRXSE/FLTRXST		
PART #	DESCRIPTION	COLOR
FRONT ROTORS		
1710-4289	11,8"	Black
1710-4290	11,8"	Raw
1710-4291	13"	Black
1710-4292	13"	Raw
REAR ROTORS		
1710-4293	11,8"	Black
1710-4294	11,8"	Raw



FOUR-PISTON RADIAL MOUNT FRONT BRAKE CALIPERS

- Designed to fit Arlen Ness Method Fork Legs with radial caliper brackets (PART #0403-0166) or fork legs with radial brake caliper brackets that have 100 mm bolt spacing
- Compatible with ABS or non-ABS applications
- Designed for 11,8" diameter brake rotors
- CNC-machined from billet aluminum
- Brake calipers are engineered for form and function, 3D sculptured design helps facilitate cooling incurred while braking
- Cooling fins are machined into the inner caliper halves help disperse heat
- Extremely rigid under stress ensuring precise and consistent braking performance
- Includes brake pads, bleeder screw and banjo bolt
- Black anodized finish

PART #	DESCRIPTION	PART #	DESCRIPTION
1701-0731	Left	1701-0732	Right



REAR BRAKE CALIPER BRACKET KIT

- CNC-machined rear brake caliper bracket that allows performance brake calipers to be installed on the rear of M-Eight Softail models
- Innovative design allows you to keep factory brake lines
- Designed to accept Arlen Ness performance brake calipers (both Four-Piston and Six-Piston)
- Each kit includes billet caliper bracket, jumper brake line, banjo bolt and necessary hardware
- Black anodized finish

PART #	DESCRIPTION
1701-0719	For 18-22 Softail models

WINDSHIELDS
& FAIRINGSSADDLEBAGS
& LUGGAGESEATS &
SISSY BARS

EXHAUST

FUEL/AIR
SYSTEMS

ENGINE

TRANSMISSION,
CLUTCH LINE
& DRIVELINEGASKETS
& SEALS

ELECTRICAL

LIGHTING
& LICENSE
PLATESHANDLEBARS,
CONTROLS
& MIRRORS

CABLES

BRAKES &
BRAKE LINESTANKS &
OIL FILTERSDASHES
& GAUGESFRAMES &
SUSPENSION

FENDERS

FOOTRESTS &
FLOORBOARDSWHEELS
& AXLESCOVERS,
LOCKS &
GENERALAUDIO,
COMMUNICATION
& MOUNTS

- WINDSHIELDS & FAIRINGS
- SADDLEBAGS & LUGGAGE
- SEATS & SISSY BARS
- EXHAUST
- FUEL/AIR SYSTEMS
- ENGINE
- TRANSMISSION, CLUTCH LINE & DRIVELINE
- GASKETS & SEALS
- ELECTRICAL
- LIGHTING & LICENSE PLATES
- HANDLEBARS, CONTROLS & MIRRORS
- CABLES
- BRAKES & BRAKE LINES
- TANKS & OIL FILTERS
- DASHES & GAUGES
- FRAMES & SUSPENSION
- FENDERS
- FOOTRESTS & FLOORBOARDS
- WHEELS & AXLES
- COVERS, LOCKS & GENERAL
- AUDIO, COMMUNICATION & MOUNTS



FRONT BRAKE CALIPER KITS

- OEM-style calipers in chrome finish
- Complete with all necessary mounting hardware and brake pads
- Sold each
- See page 1362 of the 2022 Parts Europe FatBook for the complete line of Drag Specialties front and rear brake caliper kits

FOR 00-07 FLT, DYNA, SOFTAIL, 00-03 XL, 04-05 VRSC and 06 VRXSE MODELS			
PART #	DESCRIPTION	PART #	DESCRIPTION
CHROME		MATTE BLACK	
1701-0693	Right side	1701-0694	Right side
		1701-0696	Left side



ASSAULT SERIES REAR RADIAL CALIPER MOUNT

- Allows for installation of radial caliper to the rear of a performance bagger
- Fits stock swingarm and the Trask Assault swingarm
- Machined out of 6061 aluminum
- Raw machined finish

PART #	DESCRIPTION
1701-0727	For 09-22 FLHT/FLHR/FLHX/FLTRX models



FRONT BRAKE CALIPER MOUNT

- Precision machined from a billet of T6061 aluminum
- Allows factory brake calipers to be used with 13" rotors

PART #	DESCRIPTION
1701-0726	For 14-22 FLHT/FLHR/FLHX/FLTRX models



3D CALIPER COVERS

- Caliper covers with 3D optics are self-adhesive and are glued to the original silver brake caliper covers
- Sold as a set of two covers in glossy black with "Cult-Werk Customs" lettering and CWC logos

PART #	DESCRIPTION
1703-0126	For 18-22 Softail models (front only), 00-17 Softail models (front and rear), Dyna models 00-17 and 00-21 XL 883/1200 models





1731-0759



REAR BRAKE MASTER CYLINDERS

- Complete rear master cylinder assemblies
- Polished and chrome-plated
- See page 1383 of the 2022 Parts Europe FatBook for additional Drag Specialties rear brake master cylinders

PART #	DESCRIPTION
FOR 08-22 FLHT/FLHR/FLHX/FLTR MODELS	
1731-0759	Chrome; repl. OEM #41700028 and 4173-08
1731-0760	Black; repl. OEM #41700028 and 4173-08
FOR 08-22 SOFTAILS	
1731-0762	Chrome
1731-0763	Black; repl. OEM #41700460



REAR BRAKE MASTER CYLINDER REBUILD KIT

- Meets or exceeds OEM specification
- Includes metal piston
- Rebuild kit fits a variety of H-D models listed (see page 1384 of the 2022 Parts Europe FatBook for additional rear brake master cylinder rebuild kits)

PART #	DESCRIPTION
1731-0761	For 08-22 FLHT/FLHR/FLHX/FLTR models; repl. OEM #42932-08A



BRAKE RESERVOIR GUARD

- Protects the original brake fluid reservoir
- Prevents the unintentional removal of the lid

PART #	DESCRIPTION
1731-0756	For 21-22 Pan America RA1250/1250S



0617-0402



0617-0404



FRONT MASTER CYLINDER REBUILD KITS

- OEM-style master cylinder rebuild kit for 19/32" master cylinder
- See page 1384 of the 2022 Parts Europe FatBook for additional Drag Specialties front master cylinder rebuild kits

PART #	DESCRIPTION
0617-0402	For 17-20 FLHT and FLTR models, 19/32" bore; repl. OEM #37700132
0617-0404	For 14-16 FLHT and FLHX models, 11/16" bore; repl. OEM #3720096B



BRAKE CYLINDER GUARD

- Prevents contact between boot and brake cylinder
- Provides additional protection
- Constructed from high-strength aluminum

PART #	DESCRIPTION
1731-0755	For 21-22 Pan America RA1250/1250S



REAR BRAKE RESERVOIR GUARD

- Protects the vulnerable brake reservoir on the right-hand side of the bike
- Made from 6061-T6 aluminum
- Hard anodized in a stealth gray finish

PART #	DESCRIPTION
1731-0770	For 21-22 Pan America RA1250/1250S models



WINDSHIELDS & FAIRINGS

SADDLEBAGS & LUGGAGE

SEATS & SISSY BARS

EXHAUST

FUEL/AIR SYSTEMS

ENGINE

TRANSMISSION, CLUTCH LINE & DRIVELINE

GASKETS & SEALS

ELECTRICAL

LIGHTING & LICENSE PLATES

HANDLEBARS, CONTROLS & MIRRORS

CABLES

BRAKES & BRAKE LINES

TANKS & OIL FILTERS

DASHES & GAUGES

FRAMES & SUSPENSION

FENDERS

FOOTRESTS & FLOORBOARDS

WHEELS & AXLES

COVERS, LOCKS & GENERAL

AUDIO, COMMUNICATION & MOUNTS

WINDSHIELDS
& FAIRINGSSADDLEBAGS
& LUGGAGESEATS &
SISSY BARS

EXHAUST

FUEL/AIR
SYSTEMS

ENGINE

TRANSMISSION,
CLUTCH LINE
& DRIVELINEGASKETS
& SEALS

ELECTRICAL

LIGHTING
& LICENSE
PLATESHANDLEBARS,
CONTROLS
& MIRRORS

CABLES

BRAKES &
BRAKE LINESTANKS &
OIL FILTERSDASHES
& GAUGESFRAMES &
SUSPENSION

FENDERS

FOOTRESTS &
FLOORBOARDSWHEELS
& AXLESCOVERS,
LOCKS &
GENERALAUDIO,
COMMUNICATION
& MOUNTS**MASTER CYLINDER COVERS AND SETS**

- Cover is milled from aluminum on the latest 5-axis CNC machines and replaces the original, somewhat boring cover
- CNC-milling on the inside of the cover corresponds to the OE cover allowing use of OE seals
- Racing and Custom cover sets are approximately 25 mm higher than the original covers and have been milled very elaborately
- Different levels, depressions and different radii make them appear extremely 3-dimensional

PART #	DESCRIPTION
ORIGINAL FRONT BRAKE MASTER CYLINDER COVER	
0610-2215	For 18-22 Softail models, 13-17 FXSB
RACING FRONT BRAKE AND CLUTCH MASTER CYLINDER COVER SETS	
0610-2216	For 16-20 Touring models



0610-2215



0610-2217



PART #	DESCRIPTION
RACING FRONT BRAKE AND CLUTCH MASTER CYLINDER COVER SETS (CONT)	
0610-2218	For 07-17 VRSC/VRSCDX
CUSTOM FRONT BRAKE AND CLUTCH MASTER CYLINDER COVER SETS	
0610-2217	For 07-17 VRSC/VRSCDX

**MILLED FRONT BRAKE MASTER CYLINDER COVERS**

- Machined from 6061-T6 billet aluminum

FOR 99-08 BIG TWIN (EXCEPT 08 DRESSERS) AND 96-03 XL MODELS; OEM REPL. # 45005-96

PART #	DESCRIPTION	PART #	DESCRIPTION
0611-0196	Anodized black	0611-0197	Chrome



0611-0196



0611-0197



0611-0203



1731-0774



1731-0771

**MASTER CYLINDER COVERS**

- CNC-machined from billet aluminum
- Includes mounting hardware
- See page 1387 of the 2022 Parts Europe FatBook for the full line of Covingtons Customs master cylinder covers

PART #	DESCRIPTION
FRONT BRAKE MASTER CYLINDER COVERS	
FOR 13-21 FLHT/FLHR/FLTR/FLHX MODELS	
0611-0203	Diamondback, black
0611-0204	Diamondback, chrome
FOR 08-12 FLHT/FLHR/FLTR/FLHX AND H-D FL TRIKE	
0611-0201	Diamondback, black
0611-0202	Diamondback, chrome
REAR BRAKE MASTER CYLINDER COVERS	
FOR 08-21 FLHT/ FLHR/ FLTR/ FLHX MODELS (EXCEPT H-D FL TRIKE)	
1731-0773	Diamondback, black
1731-0774	Diamondback, chrome
FOR 18-21 SOFTAIL MODELS	
1731-0771	Dimpled, black
1731-0772	Dimpled, chrome
1731-0775	Diamondback, black
1731-0776	Diamondback, chrome



0612-0502



0612-0506

PART #	DESCRIPTION
HYDRAULIC CLUTCH MASTER CYLINDER COVERS	
FOR 17-20 FLHT/FLHR/FLHX/FLTRX/FLTRU/FLTRK, 19-20 FLHTCUTG/FLRT MODELS	
0612-0508	Diamondback, black
0612-0509	Diamondback, chrome
FOR 14-16 FLHT/FLHR/FLTR/FLHX SCREAMIN' EAGLE MODELS WITH HYDRAULIC CLUTCH	
0612-0502	Ripper, black
0612-0503	Ripper, chrome
0612-0506	Diamondback, black
0612-0507	Diamondback, chrome
FOR 08-13 FLHT/FLHR/FLTR/FLHX SCREAMIN' EAGLE MODELS WITH HYDRAULIC CLUTCH	
0612-0504	Diamondback, black
0612-0505	Diamondback, chrome



BRAKE ARM ADAPTER

- Adapter tab for Arlen Ness brake arms
- Converts 14-22 FLT Arlen Ness brake arms and foot control kits to fit on 00-07 FLT models
- CNC-machined from billet aluminum
- Includes mounting hardware

PART #	DESCRIPTION
1610-0632	Black anodized



BRAKE PEDAL EXTENDER

- Adds height to the brake pedal for a more comfortable standing position
- Made from 6061-T6 aluminum
- Hard anodized in stealth gray finish

PART #	DESCRIPTION
1610-0651	For 21-22 Pan America RA1250/1250S models



1610-0659



BRAKE PEDAL PADS

- Replaces stock rubber pad
- CNC-machined from billet aluminum

PART #	DESCRIPTION
FOR 99-22 FLT/FLHT/FLHX/FLHR/H-D FL TRIKE, (EXCEPT 04-13 FLHRS/SI) AND L00-17 FLST	
1610-0659	Black, diamondback
1610-0660	Chrome, diamondback



1610-0656



PART #	DESCRIPTION
FOR 18-22 FLHC/FLHCS, FLFB/FLFBS, FLSL, FLDE MODELS WITH FLOORBOARDS	
1610-0655	Black, dimpled
1610-0656	Chrome, dimpled
1610-0657	Black, diamondback
1610-0658	Chrome, diamondback



TRACKBOARDS BRAKE PEDAL PAD

- CNC-machined billet aluminum brake pedal pad
- Lightweight design, black anodized with "K" logo
- Dimensions: 83 mm L x 12,5 cm W x 19 mm thick (3,25" x 5" x 0,75")
- Matching floorboards, shifter pegs and passenger pegs/mini boards are available to complete the look
- Sold each



PART #	DESCRIPTION
1610-0652	For 99-22 FLT/FLHT/FLHR/FLHX/FLTR/FLTRU and H-D FL Trike

WINDSHIELDS
& FAIRINGS

SADDLEBAGS
& LUGGAGE

SEATS &
SISSY BARS

EXHAUST

FUEL/AIR
SYSTEMS

ENGINE

TRANSMISSION,
CLUTCH LINE
& DRIVELINE

GASKETS
& SEALS

ELECTRICAL

LIGHTING
& LICENSE
PLATES

HANDLEBARS,
CONTROLS
& MIRRORS

CABLES

BRAKES &
BRAKE LINES

TANKS &
OIL FILTERS

DASHES
& GAUGES

FRAMES &
SUSPENSION

FENDERS

FOOTRESTS &
FLOORBOARDS

WHEELS
& AXLES

COVERS,
LOCKS &
GENERAL

AUDIO,
COMMUNICATION
& MOUNTS

WINDSHIELDS
& FAIRINGS

SADDLEBAGS
& LUGGAGE

SEATS &
SISSY BARS

EXHAUST

FUEL/AIR
SYSTEMS

ENGINE

TRANSMISSION,
CLUTCH LINE
& DRIVELINE

GASKETS
& SEALS

ELECTRICAL

LIGHTING
& LICENSE
PLATES

HANDLEBARS,
CONTROLS
& MIRRORS

CABLES

BRAKES &
BRAKE LINES

TANKS &
OIL FILTERS

DASHES
& GAUGES

FRAMES &
SUSPENSION

FENDERS

FOOTRESTS &
FLOORBOARDS

WHEELS
& AXLES

COVERS,
LOCKS &
GENERAL

AUDIO,
COMMUNICATION
& MOUNTS



0704-0115



0704-0116

TANKLIFTS

- Raises the tank at the front attachment point
- Raises the front of Sportster tanks from 40 mm-50 mm; raises the front of Sportster tanks from 35 mm-50 mm
- By raising the tank, the shape of the tank comes into its own even better
- An additional advantage of this tank lift is that there is enough space between the frame and the tank to allow the wiring harness to disappear under the tank; nothing needs to be changed on the cables

- Design fits perfectly with the look of the other Cult-Werk® custom parts
- CNC-lasered and then black powdercoated

PART #	DESCRIPTION
0704-0115	For 18-22 FXBB/FXBBS/FXST

PART #	DESCRIPTION
0704-0116	For 86-21 XL 883/1200



0520-3718



0520-3719

TANK COVER SETS

- Covers the opening on the rear frame triangle and hides the tank
- Made from ABS plastic, CNC-milled on the latest 5-axis machining centers for 100% fit and OE quality
- GT style features a triangular opening milled out in the tank cover, which is closed with a supplied grille
- Set of two covers; GT tank cover set includes a grille

PART #	DESCRIPTION
0520-3718	GT tank cover set for 07-17 VRSCDX

PART #	DESCRIPTION
0520-3719	Racing tank cover set for 07-17 VRSCDX/VRSC/VRSCF



ULTRAFLAT POP-UP GAS CAP

- Vented, ultraflat design with a right-hand thread
- The special feature of the high-quality lid, which is equipped with a seal, is the retractable knurled screw with pop-up function; when you press on the closed tank cap with your thumb, the knurled screw can be countersunk by turning it 90°, the cap is now ultra-flat and conveys a classic smooth look
- Dimensions: outer diameter 60 mm, height with countersunk knurled screw 36 mm, diameter of knurled screw 38 mm, height of knurled screw 9 mm. Thread diameter approx. 45 mm, thread depth approx. 28 mm

PART #	DESCRIPTION
0703-0893	For 99-22 Big Twin, L96-22 XL (except 21-22 Sportster S/RH1250S, 22 Nightster/RH975



LOCKABLE GAS CAP FOR V-ROD

- Like the original, the tank cap is made of black plastic
- Includes two keys
- Since the seat cannot be locked, it is almost necessary to mount a lockable tank cap

PART #	DESCRIPTION
0703-0892	For 02-17 VRSC/VRSCF/VRSCDX



VENTED DIPSTICKS

- Billet dipsticks vent/breathe excessive crank case pressure from the oil tank through a PCV style breather consisting of an oil separator system, perforated disc, replaceable filter element and umbrella flapper valve
- Screws into the factory oil fill spout as a stock replacement part
- These breathing dipsticks remove unwanted build-up of blowby pressure
- Larger cubic inch clearances will have increased blowby
- Blowby is pressure that is forced past the rings and cylinders, pushed into the crankcase and then forced back into the oil tank
- Feuling test results show a decrease in engine oil sump levels, more freely/smooth revving engine, increased MPG and decreased blowby
- Dipsticks vent/breathe excessive crank case pressure from the oil tank through a breather system consisting of a oil separator system, perforated disc, replaceable filter element and umbrella flapper valve
- Kits includes two venting styles options to choose from when installing the dipstick
- **Option 1:** 1/8" NPT breather vent fitting with internal porous filter element (this option gives a clean look, however it can produce an oil misting/residue out of the element on engines with excessive leakdown/blowby)
- **Option 2:** Quick-disconnect coupler fitting with rubber hose and filter element (this option will run any excessive oil misting/residue through the line and into the filter element, however this option does requires disconnecting the fitting in order to check the oil

PART #	DESCRIPTION
FOR 99-06 FLT/FLHT/FLHR/FLTR/FLHX AND H-D TRIKE MODELS	
1012-0258	Polished
1012-0259	Black



- For Option 2, Feuling recommends routing the line up the frame rail, up under the seat/abs area then back down along the right side frame rail and the filter element can fit cleanly between the engine/trans matting area on the inside of the lower right frame rail
 - Checking oil level: There are two ways to read the oil level with this dipstick, with the bike on the jiffy stand (FHS) or the bike upright and level (FHU)
 - FHS = FULL HOT STAND FHU = FULL HOT UPRIGHT
 - Available in polished or fade-resistant black
 - See page 1477 of the 2022 Parts Europe FatBook for the entire line of Feuling Vented Dipsticks
- NOTE:** These dipsticks do get hot; use a glove when checking oil level.
- NOTE:** It is important to get the correct hot oil level in your bike. Feuling recommends running the oil level 90%-99% full when hot.
- NOTE:** The oil pick up port is on the right side of the engine. Letting the bike idle or warm up on the kickstand will naturally fill the engine case and skew the oil level in the tank.

PART #	DESCRIPTION
FOR 99-05 DYNA MODELS	
1012-0257	Polished
1012-0260	Black



DIPSTICK COVERS

- CNC-machined from billet aluminum
- Replaces existing cover on OEM oil dipstick
- Must remove stock cover before installation
- See page 1478 of the 2022 Parts Europe FatBook for additional dipstick cover styles

PART #	DESCRIPTION
FOR 17-21 FLHT/FLHR/FLTRX/FLTRU/FLTRK/FLHX AND H-D FL TRIKE	
0710-0278	Black, diamondback
0710-0279	Chrome, diamondback
FOR 07-16 FLT/FLHT/FLHR/FLTR/FLHX/H-D FL TRIKE MODELS AND 06-17 DYNA MODELS	
0710-0276	Black, diamondback
0710-0277	Chrome, diamondback



SPIN-ON OIL FILTER

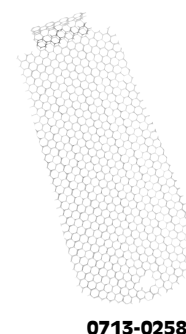
- This oil filter is the same quality as the original equipment filter
- Designed and quality-tested for the Revolution Max engine
- See page 1484 of the 2022 Parts Europe FatBook for additional Drag Specialties spin-on oil filters

PART #	DESCRIPTION
0712-0648	For 21-22 Pan America RA1250/1250S, 21-22 RH1250S and 22 RH975; repl. OEM #62700280



OIL COOLER GUARDS

- Dresses up your oil cooler area using the same material that matches our bagger vent screens
- Adds some needed "pop" to that area in the center of the oil cooler trim
- Simple to install



PART #	DESCRIPTION	PART #	DESCRIPTION
FOR 17-22 FLHT/FLHX/FLHR/FLTRX MODELS		FOR 18-22 SOFTAIL MODELS	
0713-0255	Black	0713-0257	Black
0713-0256	Chrome	0713-0258	Chrome

WINDSHIELDS & FAIRINGS

SADDLEBAGS & LUGGAGE

SEATS & Sissy BARS

EXHAUST

FUEL/AIR SYSTEMS

ENGINE

TRANSMISSION, CLUTCH LINE & DRIVELINE

GASKETS & SEALS

ELECTRICAL

LIGHTING & LICENSE PLATES

HANDLEBARS, CONTROLS & MIRRORS

CABLES

BRAKES & BRAKE LINES

TANKS & OIL FILTERS

DASHES & GAUGES

FRAMES & SUSPENSION

FENDERS

FOOTRESTS & FLOORBOARDS

WHEELS & AXLES

COVERS, LOCKS & GENERAL

AUDIO, COMMUNICATION & MOUNTS

WINDSHIELDS
& FAIRINGSSADDLEBAGS
& LUGGAGESEATS &
SISSY BARS

EXHAUST

FUEL/AIR
SYSTEMS

ENGINE

TRANSMISSION,
CLUTCH LINE
& DRIVELINEGASKETS
& SEALS

ELECTRICAL

LIGHTING
& LICENSE
PLATESHANDLEBARS,
CONTROLS
& MIRRORS

CABLES

BRAKES &
BRAKE LINESTANKS &
OIL FILTERSDASHES
& GAUGESFRAMES &
SUSPENSION

FENDERS

FOOTRESTS &
FLOORBOARDSWHEELS
& AXLESCOVERS,
LOCKS &
GENERALAUDIO,
COMMUNICATION
& MOUNTS

2201-0245



2210-0618

**DASH COVERS AND DASH COVER SETS
WITH SPEEDOMETER OFFSET**

- Provides a clean, cool and flatter look on the tank and is required as a replacement for the original cover if the fittings are relocated to the headlight mask with our offset
- Cover is a 100% custom-fit ABS plastic part - NO cheap GRP
- All bores and millings are milled on the most modern 5-axis CNC machining centers
- During assembly it is necessary to shorten the holder for the original dash cover and then holes have to be drilled - then the cover is attached with the new supplied bracket

FOR 18-22 FXLRS MODELS

PART #	DESCRIPTION
DASH COVER	
2201-0245	Gloss black
2201-0246	Raw

PART #	DESCRIPTION
DASH COVER WITH SPEEDOMETER OFFSET SET	
2210-0618	Gloss black
2210-0619	Raw

**DIAMONDBACK DASH INSERTS**

- Maintains the stock assembly while adding a stylish custom touch
- CNC-machined from billet aluminum
- See page 1495 of the 2022 Parts Europe Specialties FatBook for additional dash insert styles

PART #	DESCRIPTION
FOR 08-22 FLHX/FLHXXX; 10-13, 15-21 FLTRX (EXCEPT 21 FLHXS/FLTRXS)	
2202-0301	Black

2202-0301



2202-0302



PART #	DESCRIPTION
2202-0302	Chrome

**D2 LCD MULTI-FUNCTION METER**

- High quality plug & play meter that is equipped with an 8-color changeable LCD display
- Features a tachometer/speedometer combination with a programmable shift light and includes gear indicator
- Features vital reads such as engine temperature, battery voltage, tire pressure and a complete system of indicator lights to monitor vital signs on bike
- Plugs directly into the stock harness and works directly with CANbus system



- Display range: 0-199 km (0-124 mph)
- Effective temperature range: -20° C - 85° C (-4° F - 185° F)
- 12VDC battery voltage
- Measures 88 mm L x 35 mm L x 67 mm H (3 7/16" L x 1 1/16" W x 2 5/8" H)

PART #	DESCRIPTION
2210-0607	For 18-22 FXBB/FXBBS/FXST/FXLST models



2210-0592



2210-0594

**MLX-9000 SERIES GAUGES**


- Can be configured to show just what the rider wants to see
- Automatically dims and brightens depending on light levels
- Independently select colors for speed reading, message center information, bar-graph readouts and gauge labels, or choose from 12 preset themes
- 0-199 mph/km/h speedometer, 0-8000 rpm bar graph tachometer, oil pressure gauge (sensor included), voltmeter and fuel level gauge (requires stock sender, gear position readout, clock, million-mile odometer with dual trip meters)
- Also includes turn signal, high beam, neutral, low fuel/oil/voltage, service engine and wait-to-start indicators

- Performance displays can show 0-60 mph/km/h timer, quarter-mile time and speed, and high speed/rpm recall
- Features Bluetooth® technology that allows easy setup and customization from a smartphone or tablet
- Black or chrome bezel
- 31 illumination colors available
- Mounting brackets sold separately, see page 1506 of the 2022 Parts Europe FatBook
- Measures 6,5" W x 2,25" H x 1,75" D

PART #	DESCRIPTION
FOR 14-22 TOURING, 11-22 SOFTAIL, 12-17 DYNA GLIDE	
SPIKE	
2210-0600	Chrome
2210-0601	Black
OVAL	
2210-0602	Chrome
2210-0603	Black
PART #	DESCRIPTION
UNIVERSAL GAUGES	
SPIKE	
2210-0592	Chrome
2210-0593	Black

PART #	DESCRIPTION
FOR 04-13 FLHR, 04-10 SOFTAIL, 04-11 DYNA GLIDE	
SPIKE	
2210-0596	Chrome
2210-0597	Black
OVAL	
2210-0598	Chrome
2210-0599	Black
PART #	DESCRIPTION
UNIVERSAL GAUGES (CONT)	
OVAL	
2210-0594	Chrome
2210-0595	Black

2210-0629

**MLX-9000 GAUGE MOUNTING KITS**

- Allow rider to mount MLX-9000 speed/tach combination gauges above or below the handlebars
- CNC-machined and triple-chrome-plated
- Mounting bracket and harness plugs directly into the motorcycle's stock wiring

PART #	DESCRIPTION
2210-0628	For 02-04 American Ironhorse models with Drag bars
2210-0629	For 04-05 American Ironhorse models with V-bars

PART #	DESCRIPTION
2210-0630	For 05-08 American Ironhorse models with V-bars

WINDSHIELDS
& FAIRINGSSADDLEBAGS
& LUGGAGESEATS &
SISSY BARS

EXHAUST

FUEL/AIR
SYSTEMS

ENGINE

TRANSMISSION,
CLUTCH LINE
& DRIVELINEGASKETS
& SEALS

ELECTRICAL

LIGHTING
& LICENSE
PLATESHANDLEBARS,
CONTROLS
& MIRRORS

CABLES

BRAKES &
BRAKE LINESTANKS &
OIL FILTERSDASHES
& GAUGESFRAMES &
SUSPENSION

FENDERS

FOOTRESTS &
FLOORBOARDSWHEELS
& AXLESCOVERS,
LOCKS &
GENERALAUDIO,
COMMUNICATION
& MOUNTS

DAYTONA

WINDSHIELDS
& FAIRINGS

SADDLEBAGS
& LUGGAGE

SEATS &
SISSY BARS

EXHAUST

FUEL/AIR
SYSTEMS

ENGINE

TRANSMISSION,
CLUTCH LINE
& DRIVELINE

GASKETS
& SEALS

ELECTRICAL

LIGHTING
& LICENSE
PLATES

HANDLEBARS,
CONTROLS
& MIRRORS

CABLES

BRAKES &
BRAKE LINES

TANKS &
OIL FILTERS

DASHES
& GAUGES

FRAMES &
SUSPENSION

FENDERS

FOOTRESTS &
FLOORBOARDS

WHEELS
& AXLES

COVERS,
LOCKS &
GENERAL

AUDIO,
COMMUNICATION
& MOUNTS



DEVA MULTI-FUNCTION GAUGE

- Black ABS housing
- LED indicators
- Speedometer, odometer, engine speed display
- Water, oil and air temperature
- 8,0-18,0 V
- E-marked
- Measures 132 mm L x 58 mm W x 25 mm H
- ECE-approved



PART #	DESCRIPTION
2210-0588	DEVA multi-functioning gauge



ASURA MULTI-FUNCTION COMPUTER

- Functions as speedometer, odometer, clock
- Dual temperature gauge, air and engine
- Oil changing time notification
- LCD indicators
- Measures 120 mm L x 28,5 mm W x 40 mm H
- Waterproof
- E-marked



PART #	DESCRIPTION
2210-0589	Asura multi-function computer



NANO 2 SPEEDOMETER

- Km/h and mph selectable
- White LED display for night riding
- Waterproof
- Measures 60 mm L x 40 mm W x 17,5 mm H
- 9V with PP3 battery available
- ECE-approved

PART #	DESCRIPTION
2210-0590	Nano 2 speedometer



DIGITAL VELONA SPEEDOMETER

- Black LCD display with white LED back light
- Stainless steel housing
- E-marked
- V-shaped bracket included

PART #	DESCRIPTION
2210-0578	Digital Velona speedometer



DAYTONA



VELONA-W SPEEDOMETER

- Shows speed up to 200 km/h and rpm up to 9.000
- Black with white letters and white LED back light
- Stainless steel housing (80 mm D)
- Km/h or mph selectable
- Control lights for right and left turn signals, high beams and hazard lights
- E-marked
- ECE-approved

PART #	DESCRIPTION
2210-0569	Velona-W speedometer



VELONA 80 SPEEDOMETERS

- 80 mm matte black body made from stainless steel
- Measures speed and rpm
- LCD readout with multiple functions
- Km/h or mph selectable
- E-marked
- V-shaped bracket included
- ECE-approved

PART #	DESCRIPTION
2210-0570	200 max (km/h or mph depending on user selection)



2210-0572



2210-0574



2210-0575



VELONA 60 SPEEDOMETERS

- 60 mm matte black body made from stainless steel
- Measures speeds up to 200 km/h
- Stainless steel housing
- Black scale with white LED backlight
- V-shaped bracket included
- ECE-approved

PART #	DESCRIPTION
2210-0572	Speedometer w/ turn signals 200 max (km/h or mph depending on user selection)
2210-0574	Black speedometer 200 max (km/h or mph depending on user selection)
2210-0575	Polished speedometer 200 max (km/h or mph depending on user selection)



VELONA 48 MM SPEEDOMETERS

- 48 mm matte black body made from stainless steel
- Km/h or mph selectable
- Three different selectable LED colors for display (white/ blue/orange)
- E-marked
- ECE-approved

PART #	DESCRIPTION
2210-0579	200 max (km/h or mph depending on user selection)



WINDSHIELDS
& FAIRINGS

SADDLEBAGS
& LUGGAGE

SEATS &
SISSY BARS

EXHAUST

FUEL/AIR
SYSTEMS

ENGINE

TRANSMISSION,
CLUTCH LINE
& DRIVELINE

GASKETS
& SEALS

ELECTRICAL

LIGHTING
& LICENSE
PLATES

HANDLEBARS,
CONTROLS
& MIRRORS

CABLES

BRAKES &
BRAKE LINES

TANKS &
OIL FILTERS

DASHES
& GAUGES

FRAMES &
SUSPENSION

FENDERS

FOOTRESTS &
FLOORBOARDS

WHEELS
& AXLES

COVERS,
LOCKS &
GENERAL

AUDIO,
COMMUNICATION
& MOUNTS

DAYTONA

WINDSHIELDS
& FAIRINGS

SADDLEBAGS
& LUGGAGE

SEATS &
SISSY BARS

EXHAUST

FUEL/AIR
SYSTEMS

ENGINE

TRANSMISSION,
CLUTCH LINE
& DRIVELINE

GASKETS
& SEALS

ELECTRICAL

LIGHTING
& LICENSE
PLATES

HANDLEBARS,
CONTROLS
& MIRRORS

CABLES

BRAKES &
BRAKE LINES

TANKS &
OIL FILTERS

**DASHES
& GAUGES**

FRAMES &
SUSPENSION

FENDERS

FOOTRESTS &
FLOORBOARDS

WHEELS
& AXLES

COVERS,
LOCKS &
GENERAL

AUDIO,
COMMUNICATION
& MOUNTS



VELONA 80 TACHOMETER

- 80 mm matte black body constructed from stainless steel
- LCD readout with multiple functions
- Simple, two-button operation
- Max rpm of 9,000
- Voltmeter measures 0,0-18,0 V
- V-shaped bracket included
- ECE-approved



PART #	DESCRIPTION
2211-0190	9,000 rpm max



2211-0192



2211-0195



2211-0196

VELONA 60 TACHOMETERS

- 60 mm body constructed from stainless steel
- Stepping motor-driven tachometer
- 0-18,0 V

PART #	DESCRIPTION
2211-0192	9000 rpm max
2211-0195	8000 rpm max, black

- White display LED color
- Shift-up warning with red LED

PART #	DESCRIPTION
2211-0196	8000 rpm max, polished



VELONA 48 TACHOMETERS

- 48 mm body constructed from stainless steel
- Three different selectable colors for LED display (white/ blue/orange)
- Voltmeter range of 0,0-18,0 V
- Shift-up warning with red LED


PART #	DESCRIPTION
2211-0199	9,000 rpm max

VELONA GAUGE REMOTE

- Operates Velona gauges remotely instead of pressing bottom buttons
- For 22,5/25,4 mm handlebars
- Can wire outside or inside handlebars
- Max current capacity of 50 mA
- 12 mm wide

PART #	DESCRIPTION
0616-0391	Velona gauge remote




DAYTONA**COMPACT VOLTMETER**

- Universal voltmeter with LCD display
- Easy-to-mount
- Waterproof
- 42 mm L x 25 mm W x 10,8 mm H

PART #
2212-0851

DESCRIPTION
Compact voltmeter

**2212-0852****2212-0853****2212-0854****MICRO INDICATORS**

- Constructed of CNC-machined aluminum
- Alpha measure 47 mm L x 14 mm W x 11,7 mm H
- Beta measure 46,8 mm L x 13,8 mm W x 11,5 mm H

PART #	DESCRIPTION
ALPHA	
2212-0852	Black
2212-0853	Chrome
BETA	
2212-0854	Black

PART #	DESCRIPTION
BETA (CONT)	
2212-0855	Chrome
2212-0856	Silver

**NANO 2 GEAR SHIFT INDICATOR**

- Selectable top gear 4/5/6/7/8
- Shift warning with bar graph
- White LED display at night
- Waterproof
- measures 60 mm L x 40 mm W x 17,5 mm H
- 9V with PP3 battery available

PART #	DESCRIPTION
2212-0849	Nano 2 gear shift indicator

**2212-0850****OIL TEMPERATURE SENSOR**

- Extension wire sold separately

PART #	DESCRIPTION
2212-0850	Oil temperature sensor
2212-0847	Extension wire (1,200 mm)

2212-0848**2130-0334****AIR TEMPERATURE SENSOR**

- Extension wire sold separately

PART #	DESCRIPTION
2212-0848	Air temperature sensor

PART #	DESCRIPTION
2130-0334	1/8" extension wire

WINDSHIELDS
& FAIRINGSSADDLEBAGS
& LUGGAGESEATS &
SISSY BARS

EXHAUST

FUEL/AIR
SYSTEMS

ENGINE

TRANSMISSION,
CLUTCH LINE
& DRIVELINEGASKETS
& SEALS

ELECTRICAL

LIGHTING
& LICENSE
PLATESHANDLEBARS,
CONTROLS
& MIRRORS

CABLES

BRAKES &
BRAKE LINESTANKS &
OIL FILTERSDASHES
& GAUGESFRAMES &
SUSPENSION

FENDERS

FOOTRESTS &
FLOORBOARDSWHEELS
& AXLESCOVERS,
LOCKS &
GENERALAUDIO,
COMMUNICATION
& MOUNTS

DAYTONAWINDSHIELDS
& FAIRINGSSADDLEBAGS
& LUGGAGESEATS &
SISSY BARS

EXHAUST

FUEL/AIR
SYSTEMS

ENGINE

TRANSMISSION,
CLUTCH LINE
& DRIVELINEGASKETS
& SEALS

ELECTRICAL

LIGHTING
& LICENSE
PLATESHANDLEBARS,
CONTROLS
& MIRRORS

CABLES

BRAKES &
BRAKE LINESTANKS &
OIL FILTERSDASHES
& GAUGESFRAMES &
SUSPENSION

FENDERS

FOOTRESTS &
FLOORBOARDSWHEELS
& AXLESCOVERS,
LOCKS &
GENERALAUDIO,
COMMUNICATION
& MOUNTS**PROXIMITY SPEED SENSOR**

- Non-contact speed sensor
- Can generate electrical pulse signal from most vehicles
- 2,000 mm wire length

PART #
2210-0587
DESCRIPTION
 Proximity speed sensor
**2210-0581****2210-0585****2130-0336****2130-0335****SPEED CONVERTERS**

- Available in a variety of styles and wire lengths

PART #	DESCRIPTION	WIRE LENGTH
2210-0581	10 mm D insert	1,280 mm
2210-0582	18 mm D plug connection	1,280 mm
2210-0583	15 mm D insert	1,800 mm
2210-0584	M12 female thread	1,200 mm
2210-0585	For BMW models	700 mm
2210-0586	Twin signal universal	650 mm

RPM PULSE RECTIFIER

- Used to correct unstable or undetectable RPM signal
- Induction wire set sold separately

PART #	DESCRIPTION
2130-0336	Pulse rectifier
2130-0335	Induction wire set

2212-0837**2212-0840****2212-0857****VELONA GAUGE BRACKETS**

- CNC-machined aluminum (unless noted)

PART #	DESCRIPTION
2212-0836	Meter bracket for Velona 60
2212-0837	Combinative bracket for Velona 48, black
2212-0838	Double meter bracket for Velona 48, black
2212-0839	Combinative bracket for Velona 60, black
2212-0840	Combinative bracket for Velona 60, polished
2212-0841	Anti-vibration center bracket for Velona 60, 10° bend

PART #	DESCRIPTION
2212-0842	Anti-vibration center bracket for Velona 60
2212-0843	Anti-vibration left offset bracket for Velona 60, 10° bend
2212-0844	Anti-vibration, right offset bracket for Velona 60, 10° bend
2212-0845	Anti-vibration, right offset bracket for Velona 60
2212-0857	U-bracket

**VELONA 60 U-SHAPED BRACKET**

- U-shaped steel bracket easily mounts Velona 60 to a vintage headlight

PART #	DESCRIPTION
2212-0846	Velona 60 U-shaped bracket

ADAPTER COLLAR M10

- 2 pieces

PART #	DESCRIPTION
0504-0367	Adapter Collar M10

2210-0631



2210-0632



2210-0633



GAUGE RELOCATORS AND BRACKETS

- Billet aluminum face plate
- Carbon fiber backing
- Rubber gasket keeps the elements out
- Includes 51 cm speedometer and instrument extension harness extension

PART # DESCRIPTION

FOR 14-22 FLTRU/FLTRK/FLTRX/FLTRXS

2210-0631 Black

2210-0632 Chrome

RELOCATION BRACKETS

2210-0633 Holeshot riser gauge relocation mounting bracket

- Requires mounting bracket, sold separately

NOTE: Accepts stock gauges only.

PART # DESCRIPTION

RELOCATION BRACKETS (CONT)

2210-0634 OG riser gauge relocation mounting bracket

2210-0635 Front extension gauge relocation mount



SPEEDOMETER OFFSET KIT

- Relocates the speedometer to the original headlight mask
- This ensures a much better view of the fittings as you no longer have to look down at the tank
- The offset is required in connection with our Dash Cover
- It is made of steel and then powdercoated in glossy black
- No cables need to be extended during assembly, it is enough to reroute the cables to get to the right position
- Kit replaces the original holder of the mask and the mask can then be attached to the new holder again
- Two covers are supplied for the fittings, which serve as splash protection from below and for attachment



PART #

2210-0620

DESCRIPTION

For 18-22 FXLRs models

2210-0621



2210-0622



SIDE-MOUNT SPEEDOMETER BRACKETS

- Moves the speedometer from the handlebars to the left side of the tank for a supercool look
- The indicator light unit is also mounted on the speedometer bracket
- Nothing needs to be changed on the cables
- CNC-lasered and black powdercoated

NOTE: Please make sure to use screw locking during assembly. Otherwise the screws can loosen due to the strong engine vibrations.

PART # DESCRIPTION

FOR 10-21 XL1200X

2210-0621 Kit without speedometer cover

PART #

FOR 10-21 XL1200X (CONT)

2210-0622

DESCRIPTION

Kit with speedometer cover

WINDSHIELDS
& FAIRINGS

SADDLEBAGS
& LUGGAGE

SEATS &
SISSY BARS

EXHAUST

FUEL/AIR
SYSTEMS

ENGINE

TRANSMISSION,
CLUTCH LINE
& DRIVELINE

GASKETS
& SEALS

ELECTRICAL

LIGHTING
& LICENSE
PLATES

HANDLEBARS,
CONTROLS
& MIRRORS

CABLES

BRAKES &
BRAKE LINES

TANKS &
OIL FILTERS

DASHES
& GAUGES

FRAMES &
SUSPENSION

FENDERS

FOOTRESTS &
FLOORBOARDS

WHEELS
& AXLES

COVERS,
LOCKS &
GENERAL

AUDIO,
COMMUNICATION
& MOUNTS

WINDSHIELDS
& FAIRINGSSADDLEBAGS
& LUGGAGESEATS &
SISSY BARS

EXHAUST

FUEL/AIR
SYSTEMS

ENGINE

TRANSMISSION,
CLUTCH LINE
& DRIVELINEGASKETS
& SEALS

ELECTRICAL

LIGHTING
& LICENSE
PLATESHANDLEBARS,
CONTROLS
& MIRRORS

CABLES

BRAKES &
BRAKE LINESTANKS &
OIL FILTERSDASHES
& GAUGESFRAMES &
SUSPENSION

FENDERS

FOOTRESTS &
FLOORBOARDSWHEELS
& AXLESCOVERS,
LOCKS &
GENERALAUDIO,
COMMUNICATION
& MOUNTS**GAUGE MOUNTS FOR SOFTAIL**

- Accepts OE square design digital gauges
- For use with LA Choppers billet performance risers (sold separately)
- Billet aluminum construction
- Direct bolt-on installation

PART #	DESCRIPTION
FOR 18-22 FXBB/FXBBS/FXBR/FXBRS/FXST/FXLRST MODELS	
2201-0232	Black

2201-0232



2201-0233



PART #	DESCRIPTION
FOR 18-22 FXBB/FXBBS/FXBR/FXBRS/FXST/FXLRST MODELS (CONT)	
2201-0233	Raw aluminum

2210-0616

**DUAL GAUGE MOUNT FOR PERFORMANCE RISERS**

- Billet aluminum construction
- For use with LA Choppers billet performance risers (sold separately)
- Direct bolt-on installation

PART #	DESCRIPTION
FOR 15-16 FLTRUSE, 15-22 FLTRX/FLTRXS, 16-19 FLTRU, 18-22 FLTRXSE, 20-22 FLTRK, 22 FLTRXST	
2210-0616	Raw aluminum

2210-0617



PART #	DESCRIPTION
FOR 15-16 FLTRUSE, 15-22 FLTRX/FLTRXS, 16-19 FLTRU, 18-22 FLTRXSE, 20-22 FLTRK, 22 FLTRXST (CONT)	
2210-0617	Black

2210-0608



2212-0870



2212-0871

**OIL PRESSURE GAUGE KITS**


- CNC-machined billet aluminum gauge bracket
- Oil gauge features a stainless steel gauge housing and glass lens; each gauge is filled with vibration dampening glycerin for easy viewing when riding
- Braided stainless steel oil hose for a performance look
- Mounts to factory rocker box top on M-Eight engines
- Please see page 1527 of the 2022 Europe FatBook for the entire line of Arlen Ness oil pressure gauges

**GAUGE HOUSINGS**

- Specific-fit to SlyFox risers with top mount bracket (risers sold separately)
- Can mount in front or back of risers
- Adjustable tilt
- Compatible with stock gauges and Dakota Digital gauges for models/years listed
- All billet aluminum

PART #	DESCRIPTION
FOR 15-22 FLTRU/FLTRX/FLTRXS MODELS	
2210-0608	Raw finish
2210-0609	Black anodized finish

PART #	DESCRIPTION
FOR 17-22 M-EIGHT	
2212-0870	Chrome
2212-0871	Black anodized



TRASK

FULL RACE BILLET TAIL SECTION

- Race inspired design
- Precision machined from billet T6061 aluminum
- Saves over 8 lbs. from stock
- Direct replacement for stock applications
- Used on Trask Assault Glides
- Seat not included
- Includes FXR style carbon fiber side covers and all hardware for assembly

PART #	DESCRIPTION
0501-0123	For 09-22 FLHT/FLHR/FLHX/FLTRX models



TRASK

BILLET ALUMINUM SWINGARM KIT

- Race inspired design to increase rigidity and decrease death wobble
- Precision machined from billet of T6061 aluminum
- Modular design that is lighter than stock without cam style adjusters
- Comes in stock length; extended arms adjustable from 50,8 mm - 102 mm (2" - 4") stretch
- Comes raw and unassembled to allow for custom paint (see NOTE)
- Kit includes Delrin chain guides, carbon fiber cover plates, new spherical bearings, stainless steel axle and hardware

NOTE: Powdercoating not recommended for this product. Anodizing is strongly suggested.



PART #	DESCRIPTION
1301-0157	For 02-08 FLHT/FLHR/FLTR/FLTRX models

**1111-0018****1111-0019****TOURING FRAME STABILIZERS**

- CNC-machined raw aluminum, stainless steel heim joints and stainless mounting hardware
- Prevents frame flex, frame wobble and motor oscillation
- Improves handling and overall safety
- Top-side design provides for a quicker, easier installation
- Works with stock exhaust and most aftermarket exhaust systems

PART #	DESCRIPTION
1111-0019	For 17-22 FLHT/FLHX/FLHR/FLTR and H-D FL Trikes
1111-0018	For 09-16 FLHT/FLHX/FLHR/FLTR and H-D FL Trikes

WINDSHIELDS
& FAIRINGSSADDLEBAGS
& LUGGAGESEATS &
SISSY BARS

EXHAUST

FUEL/AIR
SYSTEMS

ENGINE

TRANSMISSION,
CLUTCH LINE
& DRIVELINEGASKETS
& SEALS

ELECTRICAL

LIGHTING
& LICENSE
PLATESHANDLEBARS,
CONTROLS
& MIRRORS

CABLES

BRAKES &
BRAKE LINESTANKS &
OIL FILTERSDASHES
& GAUGESFRAMES &
SUSPENSION

FENDERS

FOOTRESTS &
FLOORBOARDSWHEELS
& AXLESCOVERS,
LOCKS &
GENERALAUDIO,
COMMUNICATION
& MOUNTS

WINDSHIELDS
& FAIRINGSSADDLEBAGS
& LUGGAGESEATS &
SISSY BARS

EXHAUST

FUEL/AIR
SYSTEMS

ENGINE

TRANSMISSION,
CLUTCH LINE
& DRIVELINEGASKETS
& SEALS

ELECTRICAL

LIGHTING
& LICENSE
PLATESHANDLEBARS,
CONTROLS
& MIRRORS

CABLES

BRAKES &
BRAKE LINESTANKS &
OIL FILTERSDASHES
& GAUGESFRAMES &
SUSPENSION

FENDERS

FOOTRESTS &
FLOORBOARDSWHEELS
& AXLESCOVERS,
LOCKS &
GENERALAUDIO,
COMMUNICATION
& MOUNTS**SIDESTAND SWITCH GUARD**

- Protects the vulnerable sidestand switch
- Made from 6061-T6 aluminum
- Hard anodized in stealth gray finish

PART #	DESCRIPTION
0510-0628	For 21-22 Pan America RA1250/1250S models



0510-0586



0510-0585

**SIDESTAND FOOT EXTENSION**

- Large contact surface enhances bike stability even on uneven or soft ground
- Mounts on original sidestand
- CNC-milled anodized aluminum alloy
- Mounting instructions included

PART #	DESCRIPTION
0510-0618	For 21-22 Pan America RA1250/1250S



0520-3702



0520-3701

**RACING RADIATOR COVERS**

- Made in 3D design to give a sportier look
- A 100% custom-fit ABS plastic part, so it offers a 100% accuracy of fit with no adjustment work necessary
- Available in glossy black or a raw finish that's ready for painting
- All bores and millings are milled on the most modern 5-axis CNC machining centers.
- Includes mounting hardware and grilles for the air intakes

PART #	DESCRIPTION	PART #	DESCRIPTION	PART #	DESCRIPTION
FOR 18-22 FXBR/FXBRs/FXDR		FOR 13-17 FXSB		FOR 02-17 VRSCDX	
0520-3704	Glossy black	0520-3703	Glossy black	0520-3701	Paintable
0520-3702	Paintable	0520-3705	Paintable		



CUSTOM SPOILERS

- Constructed from ABS plastic and CNC-milled on the most modern 5-axis machining centers to ensure OE quality
- A new metal holder and all mounting material are included for the assembly of the spoiler and it can be exchanged for the original radiator cover in a few minutes
- Available in glossy black to match the OE color or raw that is ready for painting immediately
- Glossy black (does not have to be painted)

NOTE: The spoiler is delivered without a grille.

PART #	DESCRIPTION
FOR 17-22 FLHX/FLHR/FLTRX (ORIGINAL CRASHBARS MUST BE REMOVED ON 21-22 MODELS)	
0504-0383	Gloss black
0504-0386	Raw finish
FOR 14-16 FLHX/FLHR/FLTRX	
0504-0382	Gloss black
0504-0387	Raw finish

PART #	DESCRIPTION
FOR 18-22 SOFTAIL MODELS	
0504-0384	Gloss black
0504-0388	Raw finish
FOR 13-17 FXSB	
0504-0385	Gloss black
0504-0389	Raw finish

0504-0386

0504-0384



0504-0379



0504-0381

BOBBER SPOILERS

- 100% custom-fit ABS plastic part
- No adjustment work necessary
- All bores and millings are milled on the most modern 5-axis CNC machining centers, so that the front spoiler only has to be screwed onto the metal bracket supplied
- All fastening material is included
- The metal bracket is screwed into the threaded inserts in the frame
- The front spoiler is available in paintable finish or with a finished surface in gloss black

PART #	DESCRIPTION
FOR 18-22 SOFTAIL MODELS	
0504-0379	Gloss black
0504-0380	Paintable

PART #	DESCRIPTION
FOR 86-21 XL 1200/883	
0504-0378	Gloss black
0504-0381	Paintable



RACING BELLYPANS

- 100% custom-fit ABS plastic part
- No adjustment work necessary
- All bores and millings are milled on the most modern 5-axis CNC machining centers, so that the front spoiler only has to be screwed onto the metal bracket supplied
- All fastening material is included
- The metal bracket is screwed into the threaded inserts in the frame
- Available in glossy black or in a raw finish ready for painting

PART #	DESCRIPTION
FOR 13-17 FXSB	
0504-0391	Glossy black
0504-0392	Raw

OLD SCHOOL BELLYPAN

- 100% custom-fit metal part made of high-quality steel, CNC-lasered and black powdercoated
- All fastening material is included
- Mounts are screwed into the thread inserts in the frame
- No adjustment work necessary

PART #	DESCRIPTION
0504-0390	For 86-21 XL 883/1200 models

WINDSHIELDS
& FAIRINGSSADDLEBAGS
& LUGGAGESEATS &
SISSY BARS

EXHAUST

FUEL/AIR
SYSTEMS

ENGINE

TRANSMISSION,
CLUTCH LINE
& DRIVELINEGASKETS
& SEALS

ELECTRICAL

LIGHTING
& LICENSE
PLATESHANDLEBARS,
CONTROLS
& MIRRORS

CABLES

BRAKES &
BRAKE LINESTANKS &
OIL FILTERSDASHES
& GAUGESFRAMES &
SUSPENSION

FENDERS

FOOTRESTS &
FLOORBOARDSWHEELS
& AXLESCOVERS,
LOCKS &
GENERALAUDIO,
COMMUNICATION
& MOUNTS

WINDSHIELDS
& FAIRINGSSADDLEBAGS
& LUGGAGESEATS &
SISSY BARS

EXHAUST

FUEL/AIR
SYSTEMS

ENGINE

TRANSMISSION,
CLUTCH LINE
& DRIVELINEGASKETS
& SEALS

ELECTRICAL

LIGHTING
& LICENSE
PLATESHANDLEBARS,
CONTROLS
& MIRRORS

CABLES

BRAKES &
BRAKE LINESTANKS &
OIL FILTERSDASHES
& GAUGESFRAMES &
SUSPENSION

FENDERS

FOOTRESTS &
FLOORBOARDSWHEELS
& AXLESCOVERS,
LOCKS &
GENERALAUDIO,
COMMUNICATION
& MOUNTS

0520-3712



0520-3713

CUSTOM SIDE PANEL SETS

- Constructed from ABS plastic that is CNC-milled on the most modern 5-axis machining centers
- This ensures that these parts are OE quality
- All mounting material is included for assembling the set and they can be exchanged for the original small side covers in just a few minutes
- Available in gloss black (finished surface) or a raw paintable surface

PART #	DESCRIPTION
FOR 09-22 FLTRX/FLTRU/FLHX/FLHR MODELS	
0520-3712	Gloss black

PART #	DESCRIPTION
FOR 09-22 FLTRX/FLTRU/FLHX/FLHR MODELS (CONT)	
0520-3713	Raw



0520-3714



0521-2000

RACING SIDE COVERS

- These covers are an ABS plastic part and are CNC-milled on the most modern 5-axis machining centers to ensure OE quality
- Elaborately designed and result in a cool and clean look after mounting
- As with the original, the covers can be ordered with a cut-out for the damper adjustment or with a clean look for Airride systems

PART #	DESCRIPTION
FOR 18-22 SOFTAIL MODELS	
0520-3714	Gloss black (with cut-out for damper adjustment)
0520-3715	Gloss black (clean for Airride)
0520-3717	Raw paintable (with cut-out for damper adjustment)

- For the FXDR the covers are absolutely necessary in connection with our "Racing" rear conversion
 - Available in gloss black (finished surface) or a raw paintable surface
- NOTE:** 19-22 FXDR models require mounting bracket 0521-2000 (sold separately).

PART #	DESCRIPTION
FOR 18-22 SOFTAIL MODELS (CONT)	
0520-3716	Raw paintable (clean for Airride)
FOR 19-22 FXDR MODELS	
0521-2000	Mounting bracket

FRAME COVERS

- 100% custom-fit ABS plastic part
- All existing bores and millings are milled on the most modern 5-axis CNC machining centers, so that the frame cover only has to be attached
- Greatly enhances the motorcycle, since all cables, screw points and the damper are covered
- Glossy black finish

NOTE: The frame cover should be used in conjunction with our swing saddle PART #0820-0196. On Softail models, if the frame cover is used with the original struts (eg for original fenders), you have to adjust the cover backwards at the corners.

PART #	DESCRIPTION	PART #	DESCRIPTION	PART #	DESCRIPTION
0820-0191	For 18-22 FXBB/FXBBS/FXST	0820-0192	For 04-21 XL 883/1200 (long)	0820-0193	For 04-21 XL 883/1200 (short)

0820-0191 shown
with 0820-0196

NOTE: Two holes must be drilled during assembly for the saddle baseplate on XL models.

BOBBER SIDE COVER SETS

- Turn the original side panels into a style element
- 100% custom-fit ABS plastic parts
- All bores and millings are milled on the most modern 5-axis CNC machining centers, so that the side covers only have to be exchanged for the original ones
- The covers are TOP processed, fit perfectly and turn the boring original side covers into a cool part in the popular old school style
- Available in gloss black (finished surface) or a raw paintable surface

PART #	DESCRIPTION
FOR 14-21 XL 883/1200 MODELS	
0520-3708	Gloss black
0520-3710	Raw

PART #	DESCRIPTION
FOR 04-13 XL 883/1200 MODELS	
0520-3709	Gloss black
0520-3711	Raw



0520-3708



0506-1829

ENGINE GUARDS

- Provides additional protection against rocks and contact with the ground
- High-quality aluminum alloy construction
- Secure fit doesn't affect ground clearance
- Easy installation on frame mounting points
- Also protects header and exhaust ports
- Cutouts allow access to oil drain screws

PART #	DESCRIPTION	PART #	DESCRIPTION
FOR 21-22 PAN AMERICA RA1250/1250S			
0506-1829	Black	0506-1830	Silver

CRASH BARS

- Offer reliable protection for important components
- Model-specific design fits seamlessly with the lines of the bike and provide optimal cornering clearance
- No modifications needed for mounting
- Black powdercoated finish
- Match the look and feel of the motorcycle
- 27 mm diameter
- Sold in pairs
- Include mounting hardware and instructions



PART #	DESCRIPTION
0505-2275	For 21-22 Pan America RA1250/1250S

HEEL GUARD

- Protect the rider's boots from hot exhaust or swingarm movement
- Made of brushed aluminum
- Include mounting hardware
- For left side of the motorcycle



PART #	DESCRIPTION
1731-0757	For 21-22 Pan America RA1250/1250S

AXLE SLIDER SETS

- Available for front and rear axles
- Offers additional protection for the motorcycle axles, swingarms and drive shaft in case of an accident
- Constructed from abrasion-resistant nylon
- Comes with two sliders, mounting hardware and instructions



0505-2300

FOR 21-22 PAN AMERICA RA1250/1250S			
PART #	DESCRIPTION	PART #	DESCRIPTION
0505-2300	Front	0505-2301	Rear

WINDSHIELDS
& FAIRINGSSADDLEBAGS
& LUGGAGESEATS &
SISSY BARS

EXHAUST

FUEL/AIR
SYSTEMS

ENGINE

TRANSMISSION,
CLUTCH LINE
& DRIVELINEGASKETS
& SEALS

ELECTRICAL

LIGHTING
& LICENSE
PLATESHANDLEBARS,
CONTROLS
& MIRRORS

CABLES

BRAKES &
BRAKE LINESTANKS &
OIL FILTERSDASHES
& GAUGESFRAMES &
SUSPENSION

FENDERS

FOOTRESTS &
FLOORBOARDSWHEELS
& AXLESCOVERS,
LOCKS &
GENERALAUDIO,
COMMUNICATION
& MOUNTS



SIDE COVERS

- Stamped-steel construction
- Chrome-plated or gloss black
- Replace stock painted covers in minutes; no drilling required
- Sold each
- For the complete line of Side Covers, see page 1542 of the 2022 Europe FatBook

0520-3720



FOR 14-22 XL MODELS (EXCEPT 21-22 SPORTSTER S/RH1250S, 22 NIGHTSTER/RH975)

PART #	DESCRIPTION	PART #	DESCRIPTION	PART #	DESCRIPTION	PART #	DESCRIPTION
0520-3720	Right side, chrome	0520-3722	Left side, chrome	0520-3721	Right side, black	0520-3723	Left side, black



SWINGARM COVERS

- This cover hides the swingarm pivot on the left and right sides, thus ensuring a clean look
- The covers are supplied with an O-ring and are therefore simply pressed into the opening
- Made of high-quality aluminum and are milled on the most modern 5-axis machining centers and then powdercoated in matte black
- Perfect fit and absolutely highest quality



1303-0378

PART #	DESCRIPTION	PART #	DESCRIPTION
1303-0378	For Sportster S RH1250 S 21-22	1303-0377	For VRSCDX 07-17



1303-0358



1303-0359



1303-0360



1303-0361



1303-0362



1303-0363



1303-0364



1303-0365



1303-0366



1303-0367



1303-0368



FIGURATI DESIGNS

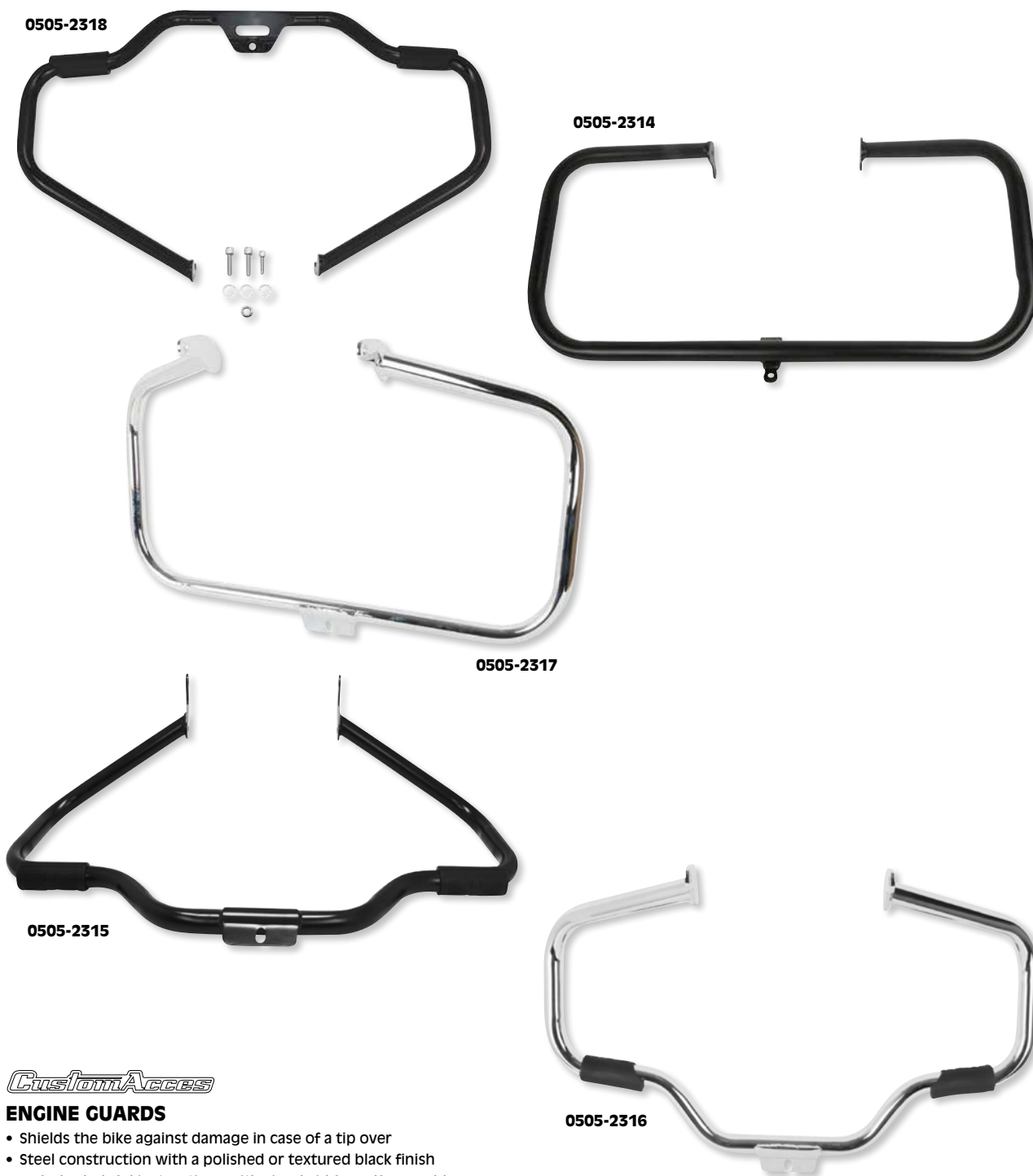
CUSTOM SWINGARM COVERS

- 316L stainless steel
- Keeps contaminants out
- Secured with four spring-loaded ball bearings and sealed with an O-ring
- Easy installation

PART #	DESCRIPTION
FOR ALL TOURING MODELS AND H-D FL TRIKES	
1303-0358	Stainless steel w/ red, white, and blue American flag
1303-0359	PVD two-tone black and silver w/ red, white, and blue American flag
1303-0360	Stainless steel w/ red, white, and blue American flag skull
1303-0361	PVD black w/ red, white, and blue American flag skull
1303-0362	PVD black w/ contrast cut black American flag

- Sold as a pair
- NOTE: On some bikes, the right side (high side) might need a nudge due to paint overspray.

PART #	DESCRIPTION
FOR ALL TOURING MODELS AND H-D FL TRIKES (CONT)	
1303-0363	Stainless steel w/ contrast cut black American flag skull
1303-0364	PVD black w/contrast cut American flag skull
1303-0365	Stainless steel w/ black Don't Tread On Me
1303-0366	Two-tone PVD black and silver w/ black and silver cross
1303-0367	Stainless steel and PVD black w/ POW MIA
1303-0368	Two-tone PVD black and silver w/ black and silver POW MIA



CustomAccess

ENGINE GUARDS

- Shields the bike against damage in case of a tip over
- Steel construction with a polished or textured black finish
- Includes helpful instructions with visual aid for self-assembly

PART #	DESCRIPTION
CLASSIC STYLE (BLACK FINISH)	
0505-2318	For 18-22 Softails
0505-2314	For 09-18 FLTRXS, FLHRC, FLHTCU, 20 FLHT, 18-20 FLHRXS, 06-19 FLHX, 14-20 FLHXS, 10-19 FLHTK, 15-19 FLHTKL
0505-2313	For 04-20 XL1200C, 10-15 XL1200X Forty Eight, 18-20 XL1200NS Iron, 04-08 XL1200R Roadster, 12-16 XL1200V Seventy Two, 08-12 XL1200N Nightster, 09-20 XL883N Iron, 04-17 XL883 Roadster
CLASSIC STYLE (CHROME FINISH)	
0505-2317	For 12-17 FLS, 07-15 FLSTC, 06-17 FLSTF/FB/FBS, 05-17 FLSTN/SE, 11-13 FXS, 13-17 FXSB, 11-12 FLSTSE, 07-09 FXSTC
MUSTACHE STYLE (BLACK FINISH)	
0505-2315	For 12-17 FLS, 07-15 FLSTC, 06-17 FLSTF/FB/FBS, 05-17 FLSTN/SE, 11-13 FXS, 13-17 FXSB, 11-12 FLSTSE, 07-09 FXSTC
MUSTACHE STYLE (CHROME FINISH)	
0505-2316	For 12-17 FLS, 07-15 FLSTC, 06-17 FLSTF/FB/FBS, 05-17 FLSTN/SE, 11-13 FXS, 13-17 FXSB, 11-12 FLSTSE, 07-09 FXSTC



FIVE-PIN MALE/FEMALE CONNECTOR

- Five-pin male/female connector for use with any receiver hitch with five-pin connection

PART #	DESCRIPTION
DS-708136	Five-Pin Male/Female Connector



WINDSHIELDS & FAIRINGS
SADDLEBAGS & LUGGAGE
SEATS & SISSY BARS
EXHAUST
FUEL/AIR SYSTEMS
ENGINE
TRANSMISSION, CLUTCH LINE & DRIVELINE
GASKETS & SEALS
ELECTRICAL
LIGHTING & LICENSE PLATES
HANDLEBARS, CONTROLS & MIRRORS
CABLES
BRAKES & BRAKE LINES
TANKS & OIL FILTERS
DASHES & GAUGES
FRAMES & SUSPENSION
FENDERS
FOOTRESTS & FLOORBOARDS
WHEELS & AXLES
COVERS, LOCKS & GENERAL
AUDIO, COMMUNICATION & MOUNTS

WINDSHIELDS
& FAIRINGS

SADDLEBAGS
& LUGGAGE

SEATS &
SISSY BARS

EXHAUST

FUEL/AIR
SYSTEMS

ENGINE

TRANSMISSION,
CLUTCH LINE
& DRIVELINE

GASKETS
& SEALS

ELECTRICAL

LIGHTING
& LICENSE
PLATES

HANDLEBARS,
CONTROLS
& MIRRORS

CABLES

BRAKES &
BRAKE LINES

TANKS &
OIL FILTERS

DASHES
& GAUGES

FRAMES &
SUSPENSION

FENDERS

FOOTRESTS &
FLOORBOARDS

WHEELS
& AXLES

COVERS,
LOCKS &
GENERAL

AUDIO,
COMMUNICATION
& MOUNTS



DOMINATOR PERFORMANCE TRIPLE TREES

- Machined from billet aluminum
- Available in Stock replacement and Track styles
- Fit FL Touring models with 49 mm forks
- Stock replacement style has stock rake and accepts stock fairings and fork covers, offers stronger clamping and reduced weight for a more responsive front end, and retains ignition switch and fork lock capability
- Track style is designed with the stock rake and does not accept stock fairings or fork covers, and offers stronger clamping and significant weight reduction for improved front end performance
- Conversion kits convert 41 mm front ends to late-style 49 mm front ends

PART #	DESCRIPTION
FOR 14-22 FLHT/FLHX/FLHR/FLTRX/FLTRU/FLTRK MODELS	
0408-0414	49 mm Stock style
0408-0415	49 mm Track style



0408-0414



0408-0415



0408-0416

- 49 mm conversion Stock style accepts stock 2013-earlier fairings providing installation of 2014-up late model 49 mm forks, requires late model fork covers and requires the installation of stock or performance upgraded suspension components
- 49 mm conversion Track style fits 2013-earlier FL touring models providing installation of 2014-up late model 49 mm forks, and requires installation of stock or performance upgraded suspension components

PART #	DESCRIPTION
FOR 99-13 FLHT/FLHR/FLHX/FLTRX/FLTRU/FLTRK MODELS	
0408-0418	41 mm Stock style
0408-0419	41 mm Track style
0408-0416	49 mm Stock conversion
0408-0417	49 mm Track conversion



**ARLEN
NESS**

METHOD +2" DROP TRIPLE TREE KIT

- Complete triple tree kit CNC-machined from billet aluminum featuring a drop design
- Drop tree design adds extra height to the front end (+2") while keeping proper geometry for optimum handling
- Method design allows you to add aftermarket risers or T-bar handlebars to Road Glide models
- Features a direct bolt-on design that does not require you to relocate your factory ignition switch assembly or remove factory fork lock when installing custom risers
- Integrated ignition switch cover design allows you to decide whether to keep factory ignition location or relocate it for a full custom look (Method Ignition Switch Cover PART #2106-0554 on page 897 of the 2022 Parts Europe FatBook; sold separately)



- Each kit includes top tree, lower tree, stem and billet fork nut covers
- Black anodized finish

PART #	DESCRIPTION
0408-0413	For 15-22 FLTRX/FLTRU/FLTRK



**ARLEN
NESS**

METHOD TRIPLE TREE KIT

- Complete triple tree kit CNC-machined from billet aluminum for optimized strength and reduced weight
- Method design allows you to add aftermarket risers or T-bar handlebars to Road Glide models
- Features a direct bolt-on design that does not require you to relocate your factory ignition switch assembly or remove factory fork lock when installing custom risers
- Integrated ignition switch cover design allows you to decide whether to keep factory ignition location or relocate it for a full custom look (Method Ignition Switch Cover PART #2106-0554 on page 897 of the 2022 Parts Europe FatBook; sold separately)



- Each kit includes top tree, lower tree, stem and billet fork nut covers
- Black anodized finish

PART #	DESCRIPTION
0408-0412	For 15-22 FLTRX/FLTRU/FLTRK



TOP TRIPLE TREES

- 6061-T6 aluminum construction
- Two bolting locations for risers: stock and 1.35" closer to the rider
- Features unique concealed lock under a spring-loaded door
- Riser bushings not required
- Includes all required hardware

NOTE: Ignition Switch delete programming required by your local Harley dealership.



0408-0420



0408-0421

PART #	DESCRIPTION
FOR 14-22 FLTR/FLTRU/FLTRK/FLTRX/FLTRXS	
0408-0420	Raw
0408-0421	Black



TRIPLE CLAMP BOLT SETS

- These triple clamp bolts replace the original zinc-plated bolts with bolts of the same quality
- The black galvanized Cult-Werk screws are less noticeable in black and give the black fork the finishing touch
- Set includes high-strength steel fasteners for upper and lower triple clamp
- Since the screws are not painted or coated, there is no flaking when tightening



2401-1574

PART #	DESCRIPTION
2401-1574	For 18-21 FXBR/FXBRs
2401-1575	For 13-17 FXSB

PART #	DESCRIPTION
2401-1575	For 16-21 XL 883/1200 models
2401-1572	For 86-15 XL 883/1200 models

PART #	DESCRIPTION
0450-0643	For 12-17 VRSCDX
0450-0642	For 02-11 VRSCDX



FORK BELLS

- CNC-machined from billet aluminum
- Sold in pairs
- See page 1571 of the 2022 Parts Europe FatBook for additional fork bell styles



0411-0249



0411-0246



0411-0247



0411-0252

PART #	DESCRIPTION
FOR 14-21 FLHT/FLHR/FLHX/FLTRX/FLTRU/FLTRK AND H-D TRIKE MODELS	
0411-0249	Black, diamondback
0411-0250	Chrome, diamondback
FOR 14-21 FLHT/FLHR/FLHX/FLTRX/FLTRU/FLTRK AND H-D TRIKE MODELS WITH 180MM FENDER/TIRE	
0411-0245	Black, dimpled
0411-0246	Chrome, dimpled

PART #	DESCRIPTION
FOR 14-21 FLHT/FLHR/FLHX/FLTRX/FLTRU/FLTRK AND H-D TRIKE MODELS WITH 180MM FENDER/TIRE (CONT)	
0411-0247	Black, ripper
0411-0248	Chrome, ripper
0411-0251	Black, diamondback
0411-0252	Chrome, diamondback



FAT TIRE FORK BOOTS

- Boots feature specially notched inside surfaces to allow the use of fat/wide front wheels on FLT front ends
- Universal factory like styling
- Designed to work with both 18" x 5,5" or 21" x 5,5" fat custom front wheels
- When paired with Arlen Ness fat front fender designs, 18" x 5,5" fat front wheels can be installed without any fabrication
- True direct bolt-on solution for wide/fat tire front ends
- Will work with factory or aftermarket fork legs and triple trees
- Formed and laser cut from premium quality steel
- Smooth design
- Available in chrome or gloss black powdercoat
- Sold in pairs



0411-0190



0411-0191

PART #	DESCRIPTION
FOR 14-22 FLHT/FLHX/FLTRX/FLTRU/FLTRK	
0411-0190	Gloss black powdercoat
0411-0191	Chrome



FORK BOBBER BOOTS

- Protect and cover the fork tubes below the lower triple clamp to achieve an all-black and compact fork look
- Sold in pairs with four cable ties for mounting

PART #	DESCRIPTION
0406-0127	For 39 mm forks (top diameter = 39 mm, bottom diameter = 59 mm, original length = 165 mm)
0406-0128	For 41 mm forks (top diameter = 42 mm, bottom diameter = 65 mm, original length = 180 mm)
0406-0129	For 49 mm forks (top diameter = 49 mm, bottom diameter = 65 mm, original length = 180 mm)



0406-0127

WINDSHIELDS & FAIRINGS

SADDLEBAGS & LUGGAGE

SEATS & Sissy BARS

EXHAUST

FUEL/AIR SYSTEMS

ENGINE

TRANSMISSION, CLUTCH LINE & DRIVELINE

GASKETS & SEALS

ELECTRICAL

LIGHTING & LICENSE PLATES

HANDLEBARS, CONTROLS & MIRRORS

CABLES

BRAKES & BRAKE LINES

TANKS & OIL FILTERS

DASHES & GAUGES

FRAMES & SUSPENSION

FENDERS

FOOTRESTS & FLOORBOARDS

WHEELS & AXLES

COVERS, LOCKS & GENERAL

AUDIO, COMMUNICATION & MOUNTS



0411-0194

FORK COVER KITS

- With this kit from Cult-Werk you can hide the fork tubes above and between the fork bridges
- This covers the fork tubes and the entire fork appears bulkier and completely black
- This fork cover kit can be used with the Original Equipment front fender or custom fenders
- The individual covers are attached using setscrews and thus center themselves on the fork tubes to ensure a secure hold
- Our covers are made of high-quality aluminum and are milled on the most modern 5-axis machining centers and then powdercoated in glossy black

- 4-piece kit includes two fork caps and two upper fork covers; 6-piece kit includes two fork caps, two upper fork covers and two lower fork covers or 49 mm bellows
- The assembly is very simple, the upper and the lower cover are only pushed over the fork tube and screwed tight; on the inside of the lower cover there is a cut-out for clearance on the fender and is therefore hardly visible

PART #**DESCRIPTION****FOR 18-22 FXBR/FXBRs**

0411-0197	6-piece kit with smooth fork caps and aluminum lower fork covers
0411-0204	6-piece kit with smooth fork caps and fork bellows
0411-0207	6-piece kit with milled icon fork caps and fork bellows
0411-0208	6-piece kit with milled icon fork caps and aluminum lower fork covers

FOR 18-22 FXBB/FXBBs/FXST

0411-0192	4-piece kit with smooth fork caps
0411-0196	4-piece kit with milled icon fork caps
0144-0198	6-piece kit with smooth fork caps and aluminum lower fork covers
0144-0209	6-piece kit with milled icon fork caps and aluminum lower fork covers

FOR 13-17 FXSB

0411-0199	6-piece kit with smooth fork caps and aluminum lower fork covers
0411-0205	6-piece kit with smooth fork caps and fork bellows

FOR 07-17 FXD/FXDWG/FLD MODELS

0411-0200	6-piece kit with smooth fork caps and aluminum lower fork covers
0411-0206	6-piece kit with smooth fork caps and aluminum lower fork covers

FOR 16-21 XL 1200X

0411-0193	4-piece kit with smooth fork caps
0411-0202	6-piece kit with smooth fork caps and fork bellows

FOR 10-15 XL 1200X

0411-0194	4-piece kit with smooth fork caps
0411-0201	6-piece kit with smooth fork caps and fork bellows

FOR 86-21 XL 883

0411-0195	4-piece kit with smooth fork caps
0411-0203	6-piece kit with smooth fork caps and fork bellows

FOR 07-11 VRSCDX

0411-0210	6-piece kit with smooth fork caps and aluminum lower fork covers
-----------	--

FOR 02-06 VRSCDX

0411-0211	6-piece kit with smooth fork caps and aluminum lower fork covers
-----------	--

UPPER FORK COVERS

- Two-piece fork cover kit covers the upper fork tubes between the fork bridges so the entire fork appears bulkier and completely black.
- The covers are attached using hidden setscrews and thus center themselves on the fork tubes to ensure that they are held securely
- To ensure that the gaps between the covers and the triple clamps are exactly parallel, the covers have been provided with the same bevels as the triple clamps
- Covers are made of high-quality aluminum and are milled on the most modern 5-axis machining centers and then powdercoated in glossy black.
- All parts needed for assembly are included in the kit



0411-0241

PART #	DESCRIPTION
0411-0238	For 18-22 FXBB/FXBBs/FXST
0411-0237	For 18-22 FXBR/FXBRs
0411-0236	For 13-17 FXSB
0411-0239	For 07-17 FXD/FXDWG/FLD models
0411-0240	For 16-21 XL 1200 X

PART #	DESCRIPTION
0411-0241	For 10-15 XL 1200X
0411-0244	For 86-21 XL 883 models
0411-0243	For 07-11 VRSCDX
0411-0242	For 02-06 VRSCDX



LOWER FORK COVERS

- Two-part fork cover kit from hides the lower chromed fork tubes so the entire fork appears bulkier and completely black
- The covers are screwed to the original mounting points on the fork so that they are held securely
- Made of high-quality steel or aluminum that is milled on the most modern 5-axis machining centers and then powdercoated in matte black
- Suitable for the original front fender as well as for our custom fender
- All parts required for assembly are included

PART #	DESCRIPTION
0411-0226¹	For 18-22 FXDR/FXDRS/FXLR/FXLRS/FXLRST/FXFB/FXFBS (steel)
0411-0227	For 18-22 FXBB/FXBBS and 07-17 Dyna models with 49 mm forks (aluminum)
0411-0229	For 18-22 FXBR/FXBRS (aluminum)
0411-0228	For 13-17 FXSB (aluminum)

0411-0227



0411-0230

PART #	DESCRIPTION
0411-0225¹	For 21-22 RH1250 S (steel)
0411-0232	For 12-17 VRSC/VRSCDX/VRSCF
0411-0231	For 07-11 VRSC/VRSCDX (aluminum)
0411-0230	For 02-06 VRSCDX (aluminum)

¹ It is imperative to remove the cat eyes on the fork so that the fork can slide freely into the cover. It is best to put them back on the fork covers.



49 MM FORK TUBES

- Adds color and custom style to front end
- Specially coated black (DLC) or gold (titanium nitrate)
- Available in stock factory length or 50,8 mm (+2") extended length
- Designed to work with both factory and aftermarket front suspension internals and fork legs
- Sold in pairs

PART #	DESCRIPTION
FOR 17-22 FLHT/FLHR/FLHX/FLTRX/FLTRU/FLTRK MODELS	
0404-0642	Gold, 581 mm (22 7/8"), stock
0404-0644	Gold, 632 mm (24 7/8"), +50,8 mm (+2")
0404-0643	Black, 581 mm (22 7/8"), stock
0404-0645	Black, 632 mm (24 7/8"), +50,8 mm (+2")

0404-0642

0404-0660

PART #	DESCRIPTION
FOR 18-22 FLDE/FLHC/FLHCS/FLSL/FXBB/FXBBS/FXBR/FXBRS/FXLR	
0404-0657	Gold, 603 mm (23 3/4"), stock
0404-0659	Gold, 654 mm (25 3/4"), 50,8 mm (+2")
0404-0658	Black, 603 mm (23 3/4"), stock
0404-0660	Black, 654 mm (25 3/4"), 50,8 mm (+2")



0404-0647



OEM-STYLE FORK TUBES

- Highly durable hard chrome finish
- Offer less drag and improved seal wear
- Accept all OEM components
- Sold in pairs
- See page 1577 of the 2022 Parts Europe FatBook for additional Drag Specialties OEM-style fork tubes

PART #	DESCRIPTION
FOR 18-22 SOFTTAILS, 49 MM	
0404-0647	603 mm (23,75")
0404-0648	654 mm (25,75")

WINDSHIELDS & FAIRINGS

SADDLEBAGS & LUGGAGE

SEATS & SISSY BARS

EXHAUST

FUEL/AIR SYSTEMS

ENGINE

TRANSMISSION, CLUTCH LINE & DRIVELINE

GASKETS & SEALS

ELECTRICAL

LIGHTING & LICENSE PLATES

HANDLEBARS, CONTROLS & MIRRORS

CABLES

BRAKES & BRAKE LINES

TANKS & OIL FILTERS

DASHES & GAUGES

FRAMES & SUSPENSION

FENDERS

FOOTRESTS & FLOORBOARDS

WHEELS & AXLES

COVERS, LOCKS & GENERAL

AUDIO, COMMUNICATION & MOUNTS

WINDSHIELDS
& FAIRINGSSADDLEBAGS
& LUGGAGESEATS &
SISSY BARS

EXHAUST

FUEL/AIR
SYSTEMS

ENGINE

TRANSMISSION,
CLUTCH LINE
& DRIVELINEGASKETS
& SEALS

ELECTRICAL

LIGHTING
& LICENSE
PLATESHANDLEBARS,
CONTROLS
& MIRRORS

CABLES

BRAKES &
BRAKE LINESTANKS &
OIL FILTERSDASHES &
GAUGESFRAMES &
SUSPENSION

FENDERS

FOOTRESTS &
FLOORBOARDSWHEELS
& AXLESCOVERS,
LOCKS &
GENERALAUDIO,
COMMUNICATION
& MOUNTS**STEERING DAMPER MOUNT KIT**

- Everything required for installation of a Hyperpro steering damper
- Black anodized finish
- See page 1598 of the 2022 Parts Europe FatBook for additional steering dampers and mount kits

PART #	DESCRIPTION
0604-0239	For 20 FXLRs

**FRONT FORK SPRINGS**

- Offer shorter braking distance, easy cornering and more confidence
- Better balance on the bike; more comfortable riding (even with a passenger)
- Dramatically improve tire life
- More grip in dry or wet weather
- Front fork springs include front fork oil
- See page 1589 of the 2022 Parts Europe FatBook for additional front fork springs

PART #	DESCRIPTION
0405-1197	For 16-17 FXDLs

**FORK UPGRADE KITS**

- Includes fork springs, top caps (with preload adjustment), spacers (if needed), PD fork valve emulators and fitting instructions
- Reduces dive under braking, increases stability and provides better handling
- Fork valve emulators designed to give controlled and progressive feeling; improves oil flow with adjustable valve

PART #	DESCRIPTION	LENGTH (MM)	OIL NUMBER	OIL HEIGHT (MM)
0413-0106	For 09-18 XL883N Sportster, 07-15 XL1200C Sportster Custom	535	20W	130
0413-0107	For 08-15 XL883R Sportster Roadster	515	20W	250

**FORK CAPS**

- Cover the fork tubes above the fork bridge and are securely fastened with a concealed set screw
- Our covers are made of high-quality aluminum and are milled on the most modern 5-axis machining centers and then powdercoated in glossy black
- Sold in pairs

PART #	DESCRIPTION
FOR 18-22 FXBB/FXBS/FLFB/FLFS/FXST	
0404-0652	Smooth fork caps
0404-0656	Milled icon logo fork caps
FOR 18-22 FXBR/FXBRs	
0404-0649	Smooth fork caps
0404-0655	Milled icon logo fork caps



PART #	DESCRIPTION
FOR 13-17 FXSB, 07-17 FXD/FXDWG/FLD MODELS AND 02-11 VRSC/VRSCDX MODELS	
0409-0017	Smooth fork caps
FOR 16-21 XL 1200 MODELS	
0404-0650	Smooth fork caps
FOR 86-15 XL 1200 MODELS, 86-21 XL 883 MODELS	
0404-0653	Smooth fork caps

WINDSHIELDS
& FAIRINGSSADDLEBAGS
& LUGGAGESEATS &
SISSY BARS

EXHAUST

FUEL/AIR
SYSTEMS

ENGINE

TRANSMISSION,
CLUTCH LINE
& DRIVELINEGASKETS
& SEALS

ELECTRICAL

LIGHTING
& LICENSE
PLATESHANDLEBARS,
CONTROLS
& MIRRORS

CABLES

BRAKES &
BRAKE LINESTANKS &
OIL FILTERSDASHES
& GAUGESFRAMES &
SUSPENSION

FENDERS

FOOTRESTS &
FLOORBOARDSWHEELS
& AXLESCOVERS,
LOCKS &
GENERALAUDIO,
COMMUNICATION
& MOUNTS

REVO ARC PIGGYBACK

LEGEND REVO-ARC PIGGYBACK FXR COIL SUSPENSION

- Legend's touring-specific spring rates produce superior ride quality and performance
- Coils provide improved plush ride quality, control and resistance to bottoming out
- Extended coil length has larger "sweet spot" without increasing overall shock length
- Allows minimal pre-load adjustments by hand when changing between riders' weights or loads
- Adjusts by hand, no tools needed
- Available in 13" and 14", standard or heavy-duty applications
- Easy installation and alignment, provided by spherical bearings on both top and bottom
- 35mm monotube construction
- Deflective disc valve stacks
- Balanced/Matched piston and base-valve design specific for these motorcycle applications
- Low friction sealing system and sliding bearings for improved performance and feel
- Seven external knob adjustments allow fine-tuning of rebound and compression
- Provides optimum rebound and compression performance for any given rider weight, personal ride quality preference, or personal riding style

PART #	FINISH	DESCRIPTION
STANDARD		
FOR 84-94/99-00 FXR MODELS		
1310-1898	Black	13" L
1310-1900	Black	14" L




1314-0761



1314-0762



1314-0764



1314-0765



1314-0766

1310-1899

- Nitrogen gas bladder design allows ultra-fast response and stiction-free movement
- Light to heavy riders can fine-tune ride preference
- Aggressive to casual riding styles can tune to desired quality or personal preference
- Sold in pairs
- Made in the U.S.A.

NOTE: Heavy-duty applications are recommended for 500lb. + rider and passenger total weight.

NOTE: 14" shocks require short exhaust.

PART #	FINISH	DESCRIPTION
HEAVY-DUTY		
FOR 84-94/99-00 FXR MODELS		
1310-1899	Black	13" L
1310-1901	Black	14" L

REPLACEMENT COMPRESSOR ASSEMBLY & SPARE PARTS

- Compressor Assembly
- Fits Legend AIR Suspensions kits

REPLACEMENT COMPRESSOR ASSEMBLY & SPARE PARTS

PART #	DESCRIPTION
1314-0761	Compressor Assembly for Air FLH/Tri-Glide
1314-0762	Compressor Assembly for Softail Twin Cam
1314-0764	Compressor Assembly for Dyna 07-17
1314-0765	Compressor Assembly for V-ROD

PART #	DESCRIPTION
1314-0766	Compressor Assembly for Sportster 04-13
1314-0767	Compressor Assembly for Sportster 14+ non-ABS
1314-0768	Compressor Assembly for M-Eight mono softail
1314-0769	Replacement solenoid with Deutsch connector

WINDSHIELDS
& FAIRINGSSADDLEBAGS
& LUGGAGESEATS &
SISSY BARS

EXHAUST

FUEL/AIR
SYSTEMS

ENGINE

TRANSMISSION,
CLUTCH LINE
& DRIVELINEGASKETS
& SEALS

ELECTRICAL

LIGHTING
& LICENSE
PLATESHANDLEBARS,
CONTROLS
& MIRRORS

CABLES

BRAKES &
BRAKE LINESTANKS &
OIL FILTERSDASHES
& GAUGESFRAMES &
SUSPENSION

FENDERS

FOOTRESTS &
FLOORBOARDSWHEELS
& AXLESCOVERS,
LOCKS &
GENERALAUDIO,
COMMUNICATION
& MOUNTS**SPRING DEFLECTION LIMITERS**

- Compression travel of the rear shock absorbers can be limited with these universal spring deflection limiters (4 pieces)
- The big advantage of these spring deflection limiters is that they are made of relatively soft rubber; when you touch down on the spring deflection limiter, no hard impacts are caused, but a "gentle" touchdown takes place
- This prevents it from touching down on the tire
- Installation only takes a few seconds because the limiters are simply clipped onto the shock piston rod
- Dimensions: inner Ø 13 mm, outer Ø 38 mm, thickness 10 mm



PART #	DESCRIPTION
1313-0228	Spring deflection limiters

**LOWERING KITS**

- Suitable for use with the Cult-Werk rear fender "Racing"
- Kit includes a pair of spacers that mount between the lower shock absorber mounting bolt to place the shock absorbers at an angle and the bike is about 35mm lower as a result
- Pieces are CNC-lasered and black powdercoated
- If rear axle covers (not original) were subsequently installed on the motorcycle, they must be modified somewhat

**1304-1086****1304-1087**

PART #	DESCRIPTION
1304-1086¹	For 02-17 VRSC/VRSCDX/VRSCF
1304-1087²	For 04-21 XL 883/1200

¹ Kit includes spring deflection limiters.² Requires spring deflection limiters PART #1313-0228.**1304-1088****1304-1089****LOWERING KITS**

- Made of steel with a black powdercoated finish
- Easy installation which doesn't require a modification to your suspension
- No shock compression tool is required
- Comes with installation instructions

NOTE: Operation of centerstand can only be done by 2 people after the installation of the 51 mm (2") lowering kit. Caution when operating the kickstand is required.

**LOWERING KIT**

- Lowers the height of your Sportster S by 25 mm (1")
- Made of steel with a black powdercoat finish
- Easy installation which doesn't require a modification to your suspension; no shock compression tool is required
- Comes with installation instructions (download)



PART #	DESCRIPTION
1304-1084	For 21-22 Sportster S/RH1250 S

**LIFT KIT/SHOCK EXTENSION**

- Lifts the bike up to 25 mm (1")
- Easy installation, requires a spring compression tool (i.e. Kodlin PART #3805-0226)
- Includes pre-installed new bearings
- No additional modifications to the shock
- Includes installation instructions

PART #**1304-1083****DESCRIPTION**

For 18-22 FLFB/FLFBSFXBB/FXBBs, 18-21 FLFB/FLSL, 20-22 FXST, 18-20 FXLR and 18-20 FLDE

**LIFT KIT/SHOCK EXTENSION**

- Increases the height of your Sportster S by 25 mm (1") for that extra ground clearance
- Made of steel with a black powdercoated finish
- Easy installation which doesn't require a modification to your suspension; no shock compression tool is required
- Comes with installation instructions (download)

**PART #****1304-1085****DESCRIPTION**

For 21-22 Sportster S/RH1250 S

**REAR SUSPENSION LIFT KIT**

- 1" CNC-machined billet lift blocks with black anodized finish that raise the rear of FLT Touring/Bagger models
- Each block installs between the top of the rear shock and shock mounting location on the frame
- Provides 1" of lift and maintains factory suspension geometry for a smooth ride
- Includes two billet extension blocks and necessary mounting hardware
- Will work with factory and/or aftermarket suspension

NOTE: Will not work with a passenger backrest. Will work with Tour Packs**PART #****1304-1059****DESCRIPTION**

For 09-22 FLHX/FLHT/FLHR/FLTR models

WINDSHIELDS
& FAIRINGSSADDLEBAGS
& LUGGAGESEATS &
SISSY BARS

EXHAUST

FUEL/AIR
SYSTEMS

ENGINE

TRANSMISSION,
CLUTCH LINE
& DRIVELINEGASKETS
& SEALS

ELECTRICAL

LIGHTING
& LICENSE
PLATESHANDLEBARS,
CONTROLS
& MIRRORS

CABLES

BRAKES &
BRAKE LINESTANKS &
OIL FILTERSDASHES
& GAUGESFRAMES &
SUSPENSION

FENDERS

FOOTRESTS &
FLOORBOARDSWHEELS
& AXLESCOVERS,
LOCKS &
GENERALAUDIO,
COMMUNICATION
& MOUNTS

WINDSHIELDS
& FAIRINGS

SADDLEBAGS
& LUGGAGE

SEATS &
SISSY BARS

EXHAUST

FUEL/AIR
SYSTEMS

ENGINE

TRANSMISSION,
CLUTCH LINE
& DRIVELINE

GASKETS
& SEALS

ELECTRICAL

LIGHTING
& LICENSE
PLATES

HANDLEBARS,
CONTROLS
& MIRRORS

CABLES

BRAKES &
BRAKE LINES

TANKS &
OIL FILTERS

DASHES
& GAUGES

FRAMES &
SUSPENSION

FENDERS

FOOTRESTS &
FLOORBOARDS

WHEELS
& AXLES

COVERS,
LOCKS &
GENERAL

AUDIO,
COMMUNICATION
& MOUNTS



**HUGGER SERIES
FRONT FENDERS
WITH MOUNTING BLOCKS
FOR DRESSERS**

- Stamped steel 14-gauge fender for a smooth consistent finish
- 13-step E-coated factory-style finish for corrosion resistance
- Laser cut, predrilled for a perfect fit
- Experienced increased torsional rigidity as the stronger steel acts as a base
- Include satin-finish mounting blocks

• For the complete line of Hugger Series Front Fenders With Mounting Blocks for Dressers, see page 1638 of the 2022 Parts Europe FatBook



1401-0846



1401-0936

FOR 14-22 FLHT/FLHX/FLHR/FLTRX/FLTRU/FLTRK/H-D FL TRIKE MODELS

PART #	DESCRIPTION	PART #	DESCRIPTION
16"/17"/18"/19" FRONT WHEEL		21" FRONT WHEEL	
1401-0846	Ventana	1401-0847	Ventana
1401-0936	Henry	1401-0937	Henry



1401-0844



1401-0845



CARBON FIBER FRONT FENDERS

- Made with prepreg 3K full twill carbon fiber material
- Aerospace-grade, military-spec
- Vacuum bagged; autoclave cured
- Available with a gloss or matte finish
- Fits 19" wheel
- Hardware included

PART #	DESCRIPTION
FOR 14-22 FLT/FLHT/FLHR/FLHX/FLTR/FLTRX/FLTRU/FLTRK	
1401-0844	Gloss finish
1401-0845	Matte finish



1401-0861



1401-0863



CUSTOM FRONT FENDERS FOR DRESSERS

- Design is shorter, narrower and clears the view of the front wheel to provide a clean and cool look
- This front fender is a 100% custom-fit ABS plastic part, and therefore offers a 100% perfect fit with no adjustment work necessary
- All bores and millings are milled on the most modern 5-axis CNC machining centers, so that the fender only has to be exchanged for the original fender

- The fender is TOP processed, fits perfectly and gives a clear view of the front wheel
- Original fit - new design
- Choice of V1 style or V2 style that adds three air intakes on each side
- Available in gloss black or a raw finish ready for painting

FOR 14-22 FLHT/FLHX/FLHR/FLTRX/FLTRU/FLTRK/H-D FL TRIKE MODELS

PART #	DESCRIPTION	PART #	DESCRIPTION	PART #	DESCRIPTION
19" FRONT WHEEL		21" FRONT WHEEL		23" FRONT WHEEL	
1401-0861	V1, gloss black	1401-0865	V1, gloss black	1401-0869	V1, gloss black
1401-0862	V2, gloss black	1401-0866	V2, gloss black	1401-0870	V2, gloss black
1401-0863	V1, raw	1401-0867	V1, raw	1401-0871	V1, raw
1401-0864	V2, raw	1401-0868	V2, raw	1401-0872	V2, raw



CLUBSTYLE FRONT FENDERS FOR SOFTAIL

- Design is shorter, narrower and clears the view of the front wheel to provide a sporty look
- A 100% custom-fit ABS plastic part
- It therefore offers a 100% fitting accuracy; no adjustment work necessary!
- All bores and millings are milled on the most modern 5-axis CNC machining centers, so that the fender only has to be exchanged for the original fender
- Available in gloss black or a raw finish ready for painting



1401-0857

FOR 18-22 FXBB/FXBBS/FXST, 07-17 FXDL WITH 18" OR 19" FRONT WHEEL AND 49 MM FORKS

PART #	DESCRIPTION	PART #	DESCRIPTION
1401-0857	Gloss black	1401-0858	Raw



1401-0873



1401-0879



1401-0880

CUSTOM FRONT FENDERS FOR SOFTAIL, SPORTSTER S

- Design is shorter, narrower and clears the view of the front wheel to provide a clean and cool look
- This front fender is a 100% custom-fit ABS plastic part, and therefore offers a 100% perfect fit with no adjustment work necessary
- All bores and millings are milled on the most modern 5-axis CNC machining centers, so that the fender only has to be exchanged for the original fender

- The fender is TOP processed, fits perfectly and gives a clear view of the front wheel
- Original fit - new design
- Choice of V1 style or V2 style that adds three air intakes on each side (V2 fenders include grilles to cover the openings)
- Available in gloss black or a raw finish ready for painting

PART #	DESCRIPTION
FOR 18-22 FLFB/FLFBS	
1401-0873	V1, black
1401-0881	V1, raw
1401-0877	V2, black
1401-0886	V2, raw
FOR 18-22 FXLRS	
1401-0875	V1, black
1401-0883	V1, raw
1401-0879	V2, black
1401-0889	V2, raw

PART #	DESCRIPTION
FOR 18-22 FXBR/FXBRS, 13-17 FXSB	
1401-0876	V1, black
1401-0884	V1, raw
1401-0880	V1, black
1401-0888	V2, rawk
FOR 19-22 FXDR	
1401-0885	V1, raw
1401-0890	V2, raw
FOR 21-22 RH1250S SPORTSTER S	
1401-0874	V1, black

PART #	DESCRIPTION
FOR 21-22 RH1250S SPORTSTER S (CONT)	
1401-0882	V1, raw
1401-0878	V2, black
1401-0887	V2, raw



1401-0892



1401-0896

OLD SCHOOL FRONT FENDERS FOR SOFTAIL AND SPORTSTER

- Shorter, narrower and clears the view of the front wheel
- Provides a clean and cool look
- A 100% custom-fit ABS plastic part, so it offers 100% fitting accuracy
- No adjustment work necessary

- All bores and millings are milled on the most modern 5-axis CNC machining centers, so that the fender only has to be exchanged for the original.
- Available in gloss black or a raw finish ready for painting

PART #	DESCRIPTION
FOR 18-22 FXBB/FXBBS/FXST	
1401-0892	Black
1401-0895	Raw

PART #	DESCRIPTION
FOR 10-15 XL 1200X	
1401-0893	Black
1401-0896	Raw

PART #	DESCRIPTION
FOR 86-21 XL 883	
1401-0894	Raw

WINDSHIELDS
& FAIRINGS

SADDLEBAGS
& LUGGAGE

SEATS &
SISSY BARS

EXHAUST

FUEL/AIR
SYSTEMS

ENGINE

TRANSMISSION,
CLUTCH LINE
& DRIVELINE

GASKETS
& SEALS

ELECTRICAL

LIGHTING
& LICENSE
PLATES

HANDLEBARS,
CONTROLS
& MIRRORS

CABLES

BRAKES &
BRAKE LINES

TANKS &
OIL FILTERS

DASHES
& GAUGES

FRAMES &
SUSPENSION

FENDERS

FOOTRESTS &
FLOORBOARDS

WHEELS
& AXLES

COVERS,
LOCKS &
GENERAL

AUDIO,
COMMUNICATION
& MOUNTS



1401-0855



1401-0853



1401-0854

BOBBER FRONT FENDERS FOR SOFTAIL AND XL

- Shorter, narrower and clears the view of the front wheel
- This provides a clean and cool look
- This fender is a 100% custom-fit ABS plastic part
- The fender therefore offers a 100% fitting accuracy - no adjustment work necessary
- All bores and millings are milled on the most modern 5-axis CNC machining centers, so that the fender only has to be exchanged for the original
- Available in gloss black or a raw finish ready for painting

PART #	DESCRIPTION
FOR 18-22 FXBB/FXBBS/FXST	
1401-0852	Gloss black
1401-0855	Paintable
FOR 10-22 XL1200X	
1401-0853	Gloss black

PART #	DESCRIPTION
FOR 10-22 XL1200X (CONT)	
1401-0856	Paintable
FOR 86-21 XL 883	
1401-0854	Paintable

ROADSTER FENDER

- Provides a sportier look with a short, narrow design that clears the view of the front wheel
- 100% custom-fit ABS plastic part, so it offers 100% fitting accuracy with no adjustment work necessary
- Minimum painting effort due to perfect surface finish
- All bores and millings are milled on the most modern 5-axis CNC machining centers
- TOP processed, fits perfectly and gives a clear view of the front wheel

PART #	DESCRIPTION
1401-0898	For 16-20 XL1200CX



SPECIAL FRONT FENDERS FOR V-ROD

- Shorter and narrower design with a light edge that originates from the design of the airbox cover and continues on the fender, fitting perfectly into the overall picture
- Two air inlets were integrated into the new front fender, which make the front fender appear narrower from the front and provides a clear view of the front wheel
- The air inlets in the area of the original metal bracket make your Harley look more aggressive and brawny
- This front fender is a 100% custom-fit ABS plastic part
- No adjustment work necessary for mounting and minimum painting effort due to perfect surface finish
- All bores and millings are milled on the latest 5-axis CNC machining centers, so that the fender only has to be exchanged for the original fender
- The original metal bracket can still be used, because only this bracket offers perfect support and security



1401-0900

- The fender is TOP processed, fits perfectly and gives a clear view of the front wheel
- Black zinc-plated screw kit PART #1410-0164 (4-pk.) is also available separately

PART #	DESCRIPTION
FOR 12-17 VRSC/VRSCDX	
1401-0899	Special fender
1401-0900	Special fender with mounting screw kit

**GT V-ROD FRONT FENDER**

- Designed to provide a sportier look
- Shorter and narrower and has a light edge that originates from the design of the airbox cover and continues on the fender
- A 100% custom-fit ABS plastic part, so it offers a 100% fitting accuracy
- Minimum painting effort due to perfect surface finish
- All bores and millings are milled on the most modern 5-axis CNC machining centers, so that the fender only has to be exchanged for the original fender
- Elongated mounting holes, so the distance between tire and fender can be adjusted
- Fender is TOP processed, fits perfectly and gives a clear view of the front wheel
- In addition to this fender we offer a screw kit PART #1410-0163 (sold separately) that contains 4 pieces of new screws, black zinc plated

PART #	DESCRIPTION
1401-0891	For 02-11 VRSCDX

FRONT V-ROD RACING FENDER

- Shorter and narrower, with a light edge that originates from the design of the airbox cover and continues on the fender
- The central air intake gives a more aggressive look
- A 100% custom-fit ABS plastic part, so it offers 100% fitting accuracy with no adjustment work
- Minimum painting effort due to perfect surface finish
- All bores and millings are milled on the latest 5-axis CNC machining centers
- The mounting holes are designed as elongated holes, so the distance between the tires and the fender can be adjusted
- TOP processed, fits perfectly and gives a clear view of the front wheel
- In addition to this fender we offer a screw kit PART #1410-0163 (sold separately) that contains 4 pieces of new screws, black zinc-plated

PART #	DESCRIPTION
1401-0897	For 02-11 VRSC/VRSCDX

1401-0859



1401-0860

**CUSTOM FRONT FENDERS FOR V-ROD**

- Design is shorter, narrower and clears the view of the front wheel
- In addition, the original metal holder is no longer required, providing a clean, cool look
- A 100% custom-fit ABS plastic part
- The fender therefore offers a 100% fitting accuracy with adjustment work necessary
- Minimum painting effort due to perfect surface finish
- All bores and millings are milled on the most modern 5-axis CNC machining centers, so that the fender only has to be exchanged for the original fender

PART #	DESCRIPTION
FOR 12-17 VRSCDX/VRSCF/VRSC MODELS	
1401-0859	V1 front fender

- Elongated mounting holes, so the height of the fender can be infinitely adjusted
- The fender is TOP processed, fits perfectly and gives a clear view of the front wheel
- Available in V1 or V2 style that adds three air intakes on each side (glue-on grilles included)
- Original fit - new design

PART #	DESCRIPTION
FOR 12-17 VRSCDX/VRSCF/VRSC MODELS (CONT)	
1401-0860	V2 front fender

**FRONT FENDER RELOCATORS**

- Relocate the stock front fender so a 21" front tire may be installed
- CNC-machined from billet aluminum

PART #	DESCRIPTION
1410-0165	For 03-13 FLHT/FLHR Screamin' Eagle

- Sold in pairs
- See page 1654 of the 2022 Parts Europe FatBook for additional front fender relocators

WINDSHIELDS
& FAIRINGSSADDLEBAGS
& LUGGAGESEATS &
SISSY BARS

EXHAUST

FUEL/AIR
SYSTEMS

ENGINE

TRANSMISSION,
CLUTCH LINE
& DRIVELINEGASKETS
& SEALS

ELECTRICAL

LIGHTING
& LICENSE
PLATESHANDLEBARS,
CONTROLS
& MIRRORS

CABLES

BRAKES &
BRAKE LINESTANKS &
OIL FILTERSDASHES
& GAUGESFRAMES &
SUSPENSION

FENDERS

FOOTRESTS &
FLOORBOARDSWHEELS
& AXLESCOVERS,
LOCKS &
GENERALAUDIO,
COMMUNICATION
& MOUNTS

WINDSHIELDS
& FAIRINGS

SADDLEBAGS
& LUGGAGE

SEATS &
SISSY BARS

EXHAUST

FUEL/AIR
SYSTEMS

ENGINE

TRANSMISSION,
CLUTCH LINE
& DRIVELINE

GASKETS
& SEALS

ELECTRICAL

LIGHTING
& LICENSE
PLATES

HANDLEBARS,
CONTROLS
& MIRRORS

CABLES

BRAKES &
BRAKE LINES

TANKS &
OIL FILTERS

DASHES
& GAUGES

FRAMES &
SUSPENSION

FENDERS

FOOTRESTS &
FLOORBOARDS

WHEELS
& AXLES

COVERS,
LOCKS &
GENERAL

AUDIO,
COMMUNICATION
& MOUNTS

SLYFOX

REAR FENDERS

- Prepreg 3K full twill carbon-fiber construction
- Aerospace grade and military-spec
- Vacuum bagged
- Autoclave cured

PART #	DESCRIPTION
FOR 09-22 FLHT/FLHR/FLHX/FLTRX/FLTRU/FLTRK	
1401-0848	Gloss finish



1401-0848

PART #	DESCRIPTION
FOR 09-22 FLHT/FLHR/FLHX/FLTRX/FLTRU/FLTRK (CONT)	
1401-0849	Matte finish



"OLD SCHOOL" SWINGING REAR FENDER

- All bores and millings are milled on the most modern 5-axis CNC machining centers, so the part fits perfectly and without adjustments
 - The fender can be installed in different lengths to remain compliant and then it can simply be shortened at the desired point when attaching it to the swingarm
- NOTE: We strongly recommend our frame cover PART #0820-0191 and our swing saddle "Old School" PART #0820-0196 for the rear fender. The frame cover also hides everything under the swing saddle so that screw points, dampers nor cables are visible.



PART #	DESCRIPTION
1401-0850	For 18-22 FXBB/FXBBS/FXST



SWINGING TAIL REAR FENDER

- The rear fender is TOP processed and fits perfectly
 - All bores and millings are milled on the most modern 5-axis CNC machining centers, so that the rear fender only has to be exchanged for the original rear fender
- NOTE: After assembly, the spring deflection must be checked. If necessary, the spring travel must be limited accordingly with a spring travel limiter PART #1313-0228.

PART #	DESCRIPTION
1401-0851	For 04-21 XL 883/1200

OLD SCHOOL
XL REAR FENDERS

- Designed to sit about 50 mm closer to the tire to create a supercool look without having to lower the bike
- 100% custom-fit ABS plastic part, so no adjustment work necessary
- TOP processed for a perfect fit and a design that gives a clear view of the rear
- Struts must be shortened for assembly or order short fender struts PART #1413-0021 (sold separately)
- After assembly, the spring deflection must be checked; if necessary, the spring travel must be limited accordingly with spring travel limiter set PART #1313-0228 (sold separately)
- Fender can be used only with a very short single bench seat (single seat not possible from 16 Sportster) or with Cult-Werk swing saddles PART #s 020-0194 or 0820-0195 (sold separately)
- Available with a gloss black finish or a raw finish ready for painting

PART #	DESCRIPTION
FOR 04-21 XL 883/1200 MODELS	
1401-0928	Gloss black
1401-0929	Raw



PART #	DESCRIPTION
1401-0927	FOR 04-21 XL 883/1200 models

CAFÉ REAR FENDER WITH SEAT

- 100% custom-fit ABS plastic part, so no adjustment work necessary for installation
- Minimum painting effort due to perfect surface finish
- All bores and millings are milled on the most modern 5-axis CNC machining centers
- The rear fender is TOP processed, fits perfectly and gives a clear view of the rear wheel
- After assembly, the spring deflection must be checked! If necessary, the spring travel must be limited accordingly with spring travel limiter set PART #1313-0228 (sold separately)



ORIGINAL STYLE AND ORIGINAL STYLE SHORT REAR FENDERS

- All bores and millings are milled on the most modern 5-axis CNC machining centers, so that the rear fender only has to be exchanged for the original rear fender
- The rear fender is TOP processed and fits perfectly
- Available with a gloss black finish or a raw finish ready for painting
- XL fenders can be used only with a very short single bench seat (single seat not possible from 16 Sportster) or with Cult-Werk swing saddles PART #s 020-0194 or 0820-0195 (sold separately)

PART #	DESCRIPTION
FOR FXBB/FXBBS/FXST	
1401-0932	Original Short, gloss black
1401-0934	Original Short, raw
FOR XL 883/1200 04-21	
1401-0930¹	Original, gloss black
1401-0933¹	Original Short, gloss black



1401-0932



1401-0935

NOTE: The fender is not suitable for pillion use as it would not carry the weight due to the material (high-quality ABS plastic).

PART #	DESCRIPTION
FOR XL 883/1200 04-21 (CONT)	
1401-0931¹	Original, raw
1401-0935¹	Original Short, raw

¹ After assembly, the spring deflection must be checked; if necessary, the spring travel must be limited accordingly with spring travel limiter set PART #1313-0228 (sold separately).



1401-0924



1401-0926

BOBBER FENDERS AND SHORT BOBBER FENDER FOR XL

- Designed to sit approximately 50 mm closer to the tire, to create a supercool look without lowering the suspension
- Visually designed like the original rear fender, but shortened to the maximum so that the frame does not have to be shortened
- Suitable for 180 rear tires without modifications
- Bobber fenders can be used with the original fender struts; short fender struts PART #1413-0021 (sold separately) are recommended with the Bobber short fender
- 100% custom-fit ABS plastic part, so no adjustment work necessary for installation
- All bores and millings are milled on the most modern 5-axis CNC machining centers, is TOP processed, fits perfectly and gives a clear view of the rear wheel
- Available with a gloss black finish or ready for painting

PART #	DESCRIPTION
FOR 04-21 XL 883/1200	
1401-0924	Bobber fender, paintable
1401-0925	Bobber fender, gloss black

- After assembly, the spring deflection must be checked! If necessary, the spring travel must be limited accordingly with a spring travel limiter set, PART #1313-0228 (sold separately)
- Fender can be used only with a very short single bench seat (single seat not possible from 16 Sportster) or with Cult-Werk swing saddles PART #s 020-0194 or 0820-0195 (sold separately)

NOTE: Fender is not suitable for pillion use as it would not carry the weight due to the material (high-quality ABS plastic).

PART #	DESCRIPTION
FOR 04-21 XL 883/1200 (CONT)	
1401-0926	Short bobber fender, paintable

CUSTOM REAR FENDER CONVERSION KITS

- Fender is an ABS plastic part and is CNC-milled on the most modern 5-axis machining centers to ensure that OE quality
- Available in V1 or V2 styles with a gloss black finish or prepped for painting
- Kits are designed for easy installation
- Kit includes the ABS rear fender, six LED dual-function tail and brake lights (already on the wiring harness), four LED indicators (already on the wiring harness), mounting material, two brackets for reinforcement and the wiring harness which includes a resistor for correct indicator flashing frequency and correct connectors making it plug and play



1401-0901



1401-0902

NOTE: The original license plate light must continue to be used and connected to the existing wires (red and black) with the cable harness.

FOR 14-22 FLHT/FLHR/FLTR/FLTRU/FLTRX/FLHX MODELS

PART #	DESCRIPTION	PART #	DESCRIPTION
1401-0903	V1, paintable	1401-0901	V2, paintable
1401-0904	V1, black	1401-0902	V2, black

WINDSHIELDS
& FAIRINGSSADDLEBAGS
& LUGGAGESEATS &
SISSY BARS

EXHAUST

FUEL/AIR
SYSTEMS

ENGINE

TRANSMISSION,
CLUTCH LINE
& DRIVELINEGASKETS
& SEALS

ELECTRICAL

LIGHTING
& LICENSE
PLATESHANDLEBARS,
CONTROLS
& MIRRORS

CABLES

BRAKES &
BRAKE LINESTANKS &
OIL FILTERSDASHES
& GAUGESFRAMES &
SUSPENSION

FENDERS

FOOTRESTS &
FLOORBOARDSWHEELS
& AXLESCOVERS,
LOCKS &
GENERALAUDIO,
COMMUNICATION
& MOUNTS

- WINDSHIELDS
& FAIRINGS
- SADDLEBAGS
& LUGGAGE
- SEATS &
SISSY BARS
- EXHAUST
- FUEL/AIR
SYSTEMS
- ENGINE
- TRANSMISSION,
CLUTCH LINE
& DRIVELINE
- GASKETS
& SEALS
- ELECTRICAL
- LIGHTING
& LICENSE
PLATES
- HANDLEBARS,
CONTROLS
& MIRRORS
- CABLES
- BRAKES &
BRAKE LINES
- TANKS &
OIL FILTERS
- DASHES
& GAUGES
- FRAMES &
SUSPENSION
- FENDERS
- FOOTRESTS &
FLOORBOARDS
- WHEELS
& AXLES
- COVERS,
LOCKS &
GENERAL
- AUDIO,
COMMUNICATION
& MOUNTS



"RACING" REAR CONVERSION KITS FOR SOFTAIL

- Kit includes an ABS rear fender, assembly material, metal inner fender, lighting equipment and a real leather seat
- CNC-milled on the most modern 5-axis machining centers; this ensures that this part is OE quality
- "Racing" rear fender was optically very elaborately designed and the rear is characterized by very simple assembly
- The rear can be used for tires up to 280 tires and gives a very beefy look due to the narrow construction

PART #	DESCRIPTION
FOR 19-22 FXDR/FXDRS	
1401-0906	Gloss black, 2-seater (main seat and pillion)
1401-0916	Paintable, 2-seater
1401-0911	Gloss black, 1-seater
1401-0923	Paintable, 1-seater
FOR 18-22 FLFB/FLFBS	
1401-0908	Gloss black, 2-seater (main seat and pillion)
1401-0918	Paintable, 2-seater
1401-0913	Gloss black, 1-seater
1401-0922	Paintable, 1-seater

- The matching seats (1-seater or with a pillion pad) in the shape matching the rear are included
- Seats are made of real leather (smooth on the outside and alcantara on the inside) in black with diamond stitching (black seams) and an embossed Cult-Werk logo
- Seat mounts the same as the original
- Available with a gloss black fender or a fender delivered ready for painting

PART #	DESCRIPTION
FOR 18-22 FXBR/FXBRs	
1401-0909	Gloss black, 2-seater (main seat and pillion)
1401-0919	Paintable, 2-seater
1401-0910	Gloss black, 1-seater
1401-0920	Paintable, 1-seater
FOR 13-17 FXSB	
1401-0907	Gloss black, 2-seater
1401-0917	Paintable, 2-seater
1401-0912	Gloss black, 1-seater
1401-0921	Paintable, 1-seater (main seat and pillion)



"OLD SCHOOL" REAR CONVERSION KIT

- Turn your Softail into a real eye-catcher
- Kit includes Old School rear fender, frame cover and seat
- All bores and millings are milled on the most modern 5-axis CNC machining centers, so the part fits perfectly and without adjustments
- The fender can be installed in different lengths to remain compliant and then it can simply be shortened at the desired point when attaching it to the swingarm

NOTE: With the frame cover, everything under the swing saddle is also covered, so that neither screw points, dampers nor cables are visible.

PART #	DESCRIPTION
1401-0905	For 18-22 FXBB/FXBBs/FXST



1401-0914



1401-0915



"RACING" REAR CONVERSION KITS FOR V-ROD

- Complete conversion kit includes a short ABS plastic rear fender including assembly kit, an inner fender made of metal, as well as a fully upholstered seat
- Rear fender is CNC milled on the most modern 5-axis machining centers to ensure OE quality and delivered ready to be painted
- The kit is designed for very simple assembly, with no cutting, drilling or adjusting
- Can be used for up to 280 tires
- Available in 2-seater or 1-seater option; seats are mounted exactly like the original seat

NOTE: Cult-Werk airbox cover is required on VRSCF models.

PART #	DESCRIPTION
FOR 07-17 VRSC/VRSCDX/VRSCF	
1401-0914	2-seater
1401-0915	1-seater



1410-0164



SHORT FENDER STRUTS

- Original look, only in the short version
- 100% custom-fit ABS plastic part
- All bores and millings are milled on the latest 5-axis CNC machining centers
- Fender struts are TOP processed and fit perfectly with no adjustment work necessary
- Delivered in a glossy black finish
- Required when the struts (i.e. the frame) for some of our fenders are shortened in the middle towards the back

PART #	DESCRIPTION
1413-0021	For 14-21 XL 883/1200



FENDER BOLT KITS

- Kit replaces the original zinc-plated bolts with black galvanized bolts of the same quality
- The bolts are less noticeable in black and give the black front a finishing touch
- Four pieces, two pieces per side
- Since the bolts are not painted or coated, there is no peeling off when tightening

PART #	DESCRIPTION
1410-0164	For 12-17 VRSCDX
1410-0163	For 02-11 VRSCDX
1410-0162	For 10-21 XL1200X



MUD FLAPS

- Constructed of durable 1/8" rubber
- Includes mounting hardware

PART #	DESCRIPTION	PART #	DESCRIPTION
1420-0045	9 1/2" W X 6 1/2" H	1420-0046	10 1/2" W X 8" H
	POW-MIA		POW-MIA

1420-0045



WINDSHIELDS & FAIRINGS

SADDLEBAGS & LUGGAGE

SEATS & SISSY BARS

EXHAUST

FUEL/AIR SYSTEMS

ENGINE

TRANSMISSION, CLUTCH LINE & DRIVELINE

GASKETS & SEALS

ELECTRICAL

LIGHTING & LICENSE PLATES

HANDLEBARS, CONTROLS & MIRRORS

CABLES

BRAKES & BRAKE LINES

TANKS & OIL FILTERS

DASHES & GAUGES

FRAMES & SUSPENSION

FENDERS

FOOTRESTS & FLOORBOARDS

WHEELS & AXLES

COVERS, LOCKS & GENERAL

AUDIO, COMMUNICATION & MOUNTS

WINDSHIELDS
& FAIRINGSSADDLEBAGS
& LUGGAGESEATS &
SISSY BARS

EXHAUST

FUEL/AIR
SYSTEMS

ENGINE

TRANSMISSION,
CLUTCH LINE
& DRIVELINEGASKETS
& SEALS

ELECTRICAL

LIGHTING
& LICENSE
PLATESHANDLEBARS,
CONTROLS
& MIRRORS

CABLES

BRAKES &
BRAKE LINESTANKS &
OIL FILTERSDASHES
& GAUGESFRAMES &
SUSPENSION

FENDERS

FOOTRESTS &
FLOORBOARDSWHEELS
& AXLESCOVERS,
LOCKS &
GENERALAUDIO,
COMMUNICATION
& MOUNTS**FORWARD CONTROL KITS**

- Switch up your position for maximum comfort and style
- Moves the controls 19 cm (7.5") forward from the mid-control foot position, providing a comfortable riding position
- Ideal for taller riders or those that like to stretch out when hitting the open road

PART #	DESCRIPTION
FOR 18-22 FLXR/FXLRS/FXLRTS/FXBB/FXBBS/FXST	
1622-0573	Chrome; repl. OEM #50700061

**FORWARD CONTROL MOUNTS**

- Finished to complement chrome or polished foot pegs and levers; chrome finish
- Includes left and right supports and chrome mounting hardware
- Sold in pairs

PART #	DESCRIPTION
1622-0571	For 18-22 FXFB/FXFBS/FLSB/FXBR/FXBRS and FXDRS models; repl. OEM #50500693



- Includes left and right brackets, shift lever, shifter linkage rod, brake lever and all necessary mounting hardware
- Accepts M-Eight style driver footpegs (sold separately)

PART #	DESCRIPTION
FOR 18-22 FLXR/FXLRS/FXLRTS/FXBB/FXBBS/FXST (CONT)	
1622-0574	Gloss black; repl. OEM #50700060

**FOOT CONTROL KITS**

- Performance based foot controls that include a shift arm, brake arm, inner shift lever and shift rod
- CNC-machined from billet aluminum
- Shift rod features specially designed spherical bearings hydraulically pressed in for an ultra-clean look, eliminating the need for heim joints

PART #	DESCRIPTION
FOR 14-22 FLHT/FLHR/FLHX/FLTRX/FLTRU/FLTRK AND H-D FL TRIKE	
1623-0555	Speedliner heel/toe, black anodized
1623-0556	Speedliner heel/toe, chrome
1623-0557	Speedliner solo, black anodized
1623-0558	Speedliner solo, chrome

- Available with solo or heel/toe style shifter levers
- Designed to fit 14-22 FLT models, but each control kit can be converted to fit 00-07 FLT models if installed using brake arm adapter PART #1610-0632; sold separately

PART #	DESCRIPTION
FOR 14-22 FLHT/FLHR/FLHX/FLTRX/FLTRU/FLTRK AND H-D FL TRIKE (CONT)	
1623-0559	Deep Cut heel/toe, black anodized
1623-0560	Deep Cut heel/toe, chrome
1623-0561	Deep Cut solo, black anodized
1623-0562	Deep Cut solo, chrome

**MID CONTROLS FOR BAGGER MODELS**

- Increases ground clearance for aggressive riding
- Innovative control design utilizes the factory foot control mounts
- Using factory foot control mounts instead of mounting to the engine allows for less vibration
- Each control arm is CNC-machined from billet aluminum, while the control mounts are made from CNC-bent steel for durability and factory like fit

PART #	DESCRIPTION
1623-0577	For 14-22 FLHT/FLHR/FLHX/FLHXST/FLTRX/FLTRXST/FLTRU/FLTRK



- Kits include both brake and shift side control assemblies (footpegs and shift pegs are NOT included)
- Accepts any male mount footpegs or H-D Big Twin shift/brake pegs
- Will work with stock exhaust

1621-1110



1621-1111




1621-1112



1621-1114



1621-1116

**APEX FLOORBOARDS**

- Designed with maximum ground clearance without sacrificing comfort
- Fit perfectly over stock HD mounts
- Constructed from 6061 billet aluminum
- 10" L and 4,2" W at widest point

PART #	DESCRIPTION
FOR 99-22 FLHT/FLHR/FLHX/FLTR/FLTRU/FLTRK/FLTRX, 09-13 H-D FL TRIKE, 00-17 FLST AND 12-16 FLD	
1621-1110	Apex floorboards, black
1621-1111	Apex floorboards, chrome
1621-1112	Tail extension w/ lift kit, black
1621-1113	Tail extension w/ lift kit, chrome

- Machined deleon plastic scrape plate
- Optional lift kit and tail extension available separately
- Lift kit increases ground clearance by 0,5"
- Tail extension increases length by 1,2" and gives a 5° angled tail to the back of the floorboards

PART #	DESCRIPTION
FOR 99-22 FLHT/FLHR/FLHX/FLTR/FLTRU/FLTRK/FLTRX, 09-13 H-D FL TRIKE, 00-17 FLST AND 12-16 FLD (CONT)	
1621-1114	Lift kit
1621-1115	Tail extension, black
1621-1116	Tail extension, chrome



1621-1047



1621-1044



1621-1050



1621-1045

**DRILLED DRIVER FLOORBOARDS**

- Machined from 6061-T6 billet aluminum with chrome finish
- Driver floorboards are extended 6,35 cm in the front and rear and are 1,9 cm wider than stock floorboards (except PART #'s 1621-1044 and 1621-1049)
- Multi-directional slip-resistant pyramid-top rubber inserts or knurling

- Feature drilled raised hole design inspired by racing pedals
- Replace stock H-D® boards; mount like stock with stock hardware
- Sold in pairs


FOR 99-22 FLT/FLHT/FLHX/FLHR/FLTR/FLTRX/FLTRU/FLTRK, 00-17 FLST, 12-16 FLD

PART #	DESCRIPTION	PART #	DESCRIPTION	PART #	DESCRIPTION
INSTIGATOR		TEARDROP		VINTAGE	
1621-1047	Knurled	1621-1049	Knurled	1621-1045	Knurled
1621-1048	Rubber inserts	1621-1050	Rubber inserts	1621-1046	Rubber inserts
ORIGINAL					
1621-1044	Knurled				

**TRACKBOARDS**

- CNC-machined billet aluminum floorboards
- Black anodized with Kodlin logo
- Come in pairs and include all hardware
- Dimensions: 40 cm L x 12,5 cm W x 19 mm thick (15,75" x 5" x 0,75")
- Matching shifter peg, brake pedal and passenger pegs / mini boards are available to complete the look

PART #	DESCRIPTION
1621-1117	For 99-22 FLT/FLHT/FLHR/FLTR/FLTRX/FLTRU/FLTRK/FLHX, 09-13 HD FL Trike, 00-17 FLST and 12-16 FLD



WINDSHIELDS & FAIRINGS

SADDLEBAGS & LUGGAGE

SEATS & Sissy BARS

EXHAUST

FUEL/AIR SYSTEMS

ENGINE

TRANSMISSION, CLUTCH LINE & DRIVELINE

GASKETS & SEALS

ELECTRICAL

LIGHTING & LICENSE PLATES

HANDLEBARS, CONTROLS & MIRRORS

CABLES

BRAKES & BRAKE LINES

TANKS & OIL FILTERS

DASHES & GAUGES

FRAMES & SUSPENSION

FENDERS

FOOTRESTS & FLOORBOARDS

WHEELS & AXLES

COVERS, LOCKS & GENERAL

AUDIO, COMMUNICATION & MOUNTS

WINDSHIELDS
& FAIRINGSSADDLEBAGS
& LUGGAGESEATS &
SISSY BARS

EXHAUST

FUEL/AIR
SYSTEMS

ENGINE

TRANSMISSION,
CLUTCH LINE
& DRIVELINEGASKETS
& SEALS

ELECTRICAL

LIGHTING
& LICENSE
PLATESHANDLEBARS,
CONTROLS
& MIRRORS

CABLES

BRAKES &
BRAKE LINESTANKS &
OIL FILTERSFRAMES &
SUSPENSION

FENDERS

FOOTRESTS &
FLOORBOARDSWHEELS
& AXLESCOVERS,
LOCKS &
GENERALAUDIO,
COMMUNICATION
& MOUNTSARLEN
NESS**SPEEDLINER DRIVER FLOORBOARDS**

- 3D knurled styling with specially formed oversized knurled rubber for increased grip with added cushion
- CNC-machined from billet aluminum
- Features a thin profile for added ground clearance and extended length for added foot room

- Rubber inserts offer foot traction, vibration isolation and protects finish of floorboard

PART #	DESCRIPTION
FOR 99-22 FLT/FLHT/FLHR/FLHX/FLTR/FLTRX/FLTRU/FLTRK, 09-13 H-D FL TRIKE, 00-17 FLST AND 12-16 FLD	
1621-1120	Black anodized
1621-1121	Chrome



1621-1120

1621-1123

ARLEN
NESS**METHOD DRIVER FLOORBOARDS**

- CNC-machined billet floorboard bodies
- Vibration isolating footrests offer enhanced foot traction through AirTrax style rubber tops that feature a proprietary internal structure engineered specifically to absorb vibration associated with V-twin engines
- Extended length for added comfort and more foot room

- Dimensions: 18" L x 5,75" W x 1" Thick
- Sold in pairs
- AirTrax style shift pegs and footpegs are available separately for matching passenger footrests and control arm pegs

PART #	DESCRIPTION
FOR 99-22 FLT/FLHT/FLHR/FLHX/FLTR/FLTRX/FLTRU/FLTRK, 09-13 H-D FL TRIKE, 00-17 FLST AND 12-16 FLD	
1621-1038	Black anodized
1621-1039	Chrome




1621-1039

1621-1040

**DRIVER FLOORBOARDS**

- CNC-machined from billet aluminum
- Use OEM mounting hardware
- Available in diamondback design
- Sold in pairs
- See page 1680 of the 2022 Parts Europe FatBook for additional driver floorboard styles

PART #	DESCRIPTION
FOR 99-22 FLT/FLHT/FLHR/FLTR/FLTRX/FLTRU/FLTRK/FLHX AND 09-13 H-D FL TRIKE MODELS; 00-17 FLSTC, 00-17 FLSTF/FLSTN, 12-16 FLD	
1621-1124	Black
1621-1125	Chrome



1621-1124

1621-1125

**30,5 CM (12") BILLET DRIVER FLOORBOARDS**

- Sleek and modern design with comfort and performance
- CNC-machined from billet 6061 aluminum
- Lightweight, thin tapered design
- Setscrew traction pins for maximum grip
- Sold in pairs

PART #	DESCRIPTION
FOR 99-22 FLT/FLHT/FLHR/FLHX/FLTR/FLTRX/FLTRU/FLTRK, 09-13 H-D FL TRIKE, 00-17 FLST and 12-16 FLD	
1621-1054	Chrome
1621-1055	Black anodized



1621-1054

1621-1055

1621-1056

PART #	DESCRIPTION
FOR 99-22 FLT/FLHT/FLHR/FLHX/FLTR/FLTRX/FLTRU/FLTRK, 09-13 H-D FL TRIKE, 00-17 FLST and 12-16 FLD (CONT)	
1621-1056	Gold (titanium nitride coated)



1621-1057



1621-1058

MINI BOARDS

- Economical alternative to factory Harley-Davidson® pegs, boards and highway pegs
- Reversible rubber on one side with rubber inlays on the other
- Male mount design

- Measure 4" x 4"
- Sold in pairs
- See page 1691 of the 2022 Parts Europe FatBook for the entire line of Rivco Mini Boards

PART #	DESCRIPTION
1621-1057	Matte black mini boards

PART #	DESCRIPTION
1621-1058	Chrome mini boards



ADJUSTABLE PASSENGER BOARD MOUNTS FOR USE WITH RINEHART EXHAUST

- Allows fitting passenger floorboards on models using Rinehart exhaust systems
- 9" range of motion
- Uses factory passenger boards (not included)
- No tool required adjustment
- Will work on Tri-Glide but limited movement due to rear tires
- See page 1694 of the 2022 Parts Europe FatBook for the full line of Rivco adjustable passenger floorboard mounts



PART #	DESCRIPTION
1621-1059	For 99-22 FLT/FLHT/FLTRU/FLTRK/FLTRX/FLHR/FLHX/FLHTCUTG w/ Rinehart exhaust

1621-1052



1621-1053



DRIVER FLOORBOARD MOUNTS

- Available in chrome or black finish
- Sold in pairs

PART #	DESCRIPTION
FOR 18-22 FLDE/FLHC/FLHCS AND FLSL	
1621-1052	Chrome; repl. OEM #50500695

PART #	DESCRIPTION
FOR 18-22 FLDE/FLHC/FLHCS AND FLSL (CONT)	
1621-1053	Gloss black



1621-1006



1621-1007



FLOORBOARD TO FOOTPEG CONVERSION MOUNTS

- Designed to allow installation of M-Eight style driver mini footboards and footpegs (sold separately)
- Gloss black finish
- Includes left and right mounting brackets and all necessary installation hardware
- Reuses existing brake and shift controls and master cylinder
- Sold in pairs

PART #	DESCRIPTION
1622-0572	For 18-22 FLHC/S, FLFB/S, FLSL, FLDE models originally equipped with floorboards; repl. OEM #50501640



SUPPORT BRACKETS FOR PASSENGER FLOORBOARD MOUNT KITS

- For use with passenger floorboard mount kits PART #s 1621-1002 and 1621-1003
- Floorboard mounts and brackets must be purchased separately (see page 1693 of the 2022 Parts Europe FatBook)
- Include all necessary installation hardware and instructions
- See page 1693 of the 2022 Parts Europe FatBook for the complete line of Drag Specialties passenger floorboard mount kits

PART #	DESCRIPTION
FOR 18-22 FLHCS/FLHC/FLSB AND FLDE	
1621-1006	Chrome
1621-1007	Gloss black; repl. OEM #50501118

WINDSHIELDS & FAIRINGS

SADDLEBAGS & LUGGAGE

SEATS & Sissy BARS

EXHAUST

FUEL/AIR SYSTEMS

ENGINE

TRANSMISSION, CLUTCH LINE & DRIVELINE

GASKETS & SEALS

ELECTRICAL

LIGHTING & LICENSE PLATES

HANDLEBARS, CONTROLS & MIRRORS

CABLES

BRAKES & BRAKE LINES

TANKS & OIL FILTERS

DASHES & GAUGES

FRAMES & SUSPENSION

FENDERS

FOOTRESTS & FLOORBOARDS

WHEELS & AXLES

COVERS, LOCKS & GENERAL

AUDIO, COMMUNICATION & MOUNTS

WINDSHIELDS
& FAIRINGS

SADDLEBAGS
& LUGGAGE

SEATS &
SISSY BARS

EXHAUST

FUEL/AIR
SYSTEMS

ENGINE

TRANSMISSION,
CLUTCH LINE
& DRIVELINE

GASKETS
& SEALS

ELECTRICAL

LIGHTING
& LICENSE
PLATES

HANDLEBARS,
CONTROLS
& MIRRORS

CABLES

BRAKES &
BRAKE LINES

TANKS &
OIL FILTERS

DASHES
& GAUGES

FRAMES &
SUSPENSION

FENDERS

FOOTRESTS &
FLOORBOARDS

WHEELS
& AXLES

COVERS,
LOCKS &
GENERAL

AUDIO,
COMMUNICATION
& MOUNTS



FOOTPEGS AND SHIFT PEGS

- CNC-machined billet aluminum construction
- Available in diamondback style
- Footpegs are male mount design
- Shift pegs fit all stock controls
- Footpegs are sold in pairs; shift pegs are sold each
- See page 1703 of the 2022 Parts Europe FatBook for additional footpeg and shift peg styles

NOTE: See page 1699 of the 2022 Parts Europe FatBook for an explanation of footpeg mount styles.

PART #	DESCRIPTION
MALE MOUNT FOOTPEGS	
1620-2424	Black
1620-2425	Chrome



PART #	DESCRIPTION
SHIFT PEGS	
1603-0384	Black
1603-0385	Chrome



TRACKBOARDS SHIFTER PEG

- CNC machined billet aluminum shifter peg
- Lightweight design, black anodized
- Fits all HD models using a traditional style 5/16NF screw in toe peg
- Dimensions: 25 mm L x 64 mm W x 16,5 mm thick (1" x 2,5" x 0,65")
- Matching floorboards, brake pedal and passenger pegs/mini boards are available to complete the look
- Sold each



PART #	DESCRIPTION
1603-0380	Shifter peg



MINI MOTO SHIFTER PEGS

- CNC billet 6061 aluminum
- Measure 44,5 mm (1 3/4") long x 25,4 mm (1") wide
- Includes replacement bolt sized 5/16 x 24 thread, 25,4 mm (1") length

PART #	DESCRIPTION
1603-0377	Chrome
1603-0378	Black

- Fits all Harley-Davidson® models
- Matches Pro Peg Series of floorboards and foot pegs
- Sold each

PART #	DESCRIPTION
1603-0379	Gold (titanium nitride coated)



CUSTOM ACCENT PEGS

- Pegs with anti-vibration rubber inlays
- Male-mount design
- Stainless steel 3/8" bolts will fit most arms and clamps
- Accent pegs only, do not feature folding clevis mounts
- Sold in pairs
- See page 1719 of the 2022 Parts Europe FatBook for additional Custom Accent peg styles



PART #	DESCRIPTION
1624-0397	Matte black
1624-0398	Chrome



ULTIMATE HIGHWAY MOUNTS AND PEGS FOR 1 1/2" DOWN TUBES

- Machined from billet aluminum
- Mount directly to the front frame down tube
- 8" range of motion (4" forward or 4" back from the centerline of the frame tubes)
- Total length with peg extended is 13"
- Rubber isolated pads for added comfort
- Setscrew design provides peg angle adjustment



- Pegs can fold up when not in use
- Black powdercoated finish with stainless steel hardware
- A circumference measurement of 4 11/16" is a diameter of 1 1/2"

PART #	DESCRIPTION
1620-2377	For HD models w/ 1 1/2" down tubes



SPEEDLINER FOOTPEGS AND SHIFT PEGS

- Feature an oversized 3D knurled billet design
- CNC-machined from billet aluminum
- Center cut out pocket adds style and added foot traction
- Reduced length for increased ground clearance
- Hollow cut out center for reduced weight

PART #	DESCRIPTION
M-EIGHT SOFTAIL/ELW DRIVER FOOTPEGS (PR.)	
1620-2420	Black
1620-2421	Chrome
M-EIGHT SOFTAIL/ELW PASSENGER FOOTPEGS (PR.)	
1620-2422	Black
1620-2423	Chrome



CUSH FOOTPEGS

- Cush footpegs feature an oversized honeycomb rubber design that reduces vibration and increases foot traction through its knurled diamond outer surface
- Integrated windows formed into the footpeg rubber increase both style vibration isolation
- Forged billet aluminum center/clevis with a hollow center for reduced weight

PART #	DESCRIPTION
M-EIGHT SOFTAIL/ELW DRIVER FOOTPEGS (PR.)	
1620-2416	Black
1620-2417	Chrome



RACING FOOTPEGS, SHIFTER PEG AND SETS

- Footpegs and shifter pegs are milled from an aluminum part and then powdercoated in glossy black
- In addition, an elaborately designed rubber cover with Cult-Werk lettering was produced to ensure a perfect hold and to round off the optics
- Install just like the original parts

NOTE: See page 1699 of the 2022 Parts Europe FatBook for an explanation of footpeg mount styles.

PART #	DESCRIPTION
FOOTPEGS	
M-EIGHT SOFTAIL/ELW/PAN AMERICA	
1620-2399	Driver footpegs
1620-2403	Driver footpeg/shift peg set
FOR 13-17 FXSB/FXSE, 11-13 FXS, 08-11 FXCW/C, 07-21 XL883N/XL1200N/XL1200NS/XL1200T/XL1200V/XL1200X/XL1200XS, 11-20 XL1200C/XL1200CX, 15-20 XG FOOTPEGS (EXCEPT 21-22 SPORTSTER S/RH1250S)	
1620-2402	Driver footpegs



EVO FOOTREST KITS

- Enhance stability, comfort and traction in any conditions
- 36 adjustment options
- Include model-specific mounting hinge
- Offer excellent grip
- Rounded profile edges offer excellent grip
- Removable rubber insert increases surface area and provides extra support and comfort
- Sold in pairs
- ABE approved



1620-2364

PART #	DESCRIPTION
FOR 21-22 PAN AMERICA RA1250/1250S	
1620-2364	Driver footrest kit
1620-2365	Passenger footrest kit



1620-2420

1620-2423

1620-2418

1603-0383

- Matching floorboards, foot controls, grips and more are also available
 - Laser engraved Arlen Ness logo
- NOTE: See page 1699 of the 2022 Parts Europe FatBook for an explanation of footpeg mount styles.

PART #	DESCRIPTION
MALE MOUNT FOOTPEGS (PR.)	
1620-2418	Black
1620-2419	Chrome
SHIFT PEGS (EA.)	
1603-0382	Black
1603-0383	Chrome



1620-2415

1620-2416

- Reduced length for increased ground clearance
 - Laser engraved Arlen Ness logo
- NOTE: See page 1699 of the 2022 Parts Europe FatBook for an explanation of footpeg mount styles.

PART #	DESCRIPTION
MALE MOUNT FOOTPEGS (PR.)	
1620-2414	Black
1620-2415	Chrome



1620-2403

PART #	DESCRIPTION
FOOTPEGS (CONT)	
FOR 02-17 V-ROD MODELS	
1620-2401	Driver footpegs
1620-2404	Driver footpeg/shift peg set
SHIFTER PEG	
1603-0381	For M-Eight 18-22, XL 883/1200/XR1200 04-21 and 02-17 VRSC/VRSCDX/VRSC models



BRAKE PEDAL EXTENSION

- Enhances original brake pedal with a wider raised surface
- Ridged surface improves grip even when wet or dirty
- Raises contact surface by 22 mm or 27 mm

PART #	DESCRIPTION
1610-0647	For 21-22 Pan America 1250/1250S

WINDSHIELDS
& FAIRINGSSADDLEBAGS
& LUGGAGESEATS &
SISSY BARS

EXHAUST

FUEL/AIR
SYSTEMS

ENGINE

TRANSMISSION,
CLUTCH LINE
& DRIVELINEGASKETS
& SEALS

ELECTRICAL

LIGHTING
& LICENSE
PLATESHANDLEBARS,
CONTROLS
& MIRRORS

CABLES

BRAKES &
BRAKE LINESTANKS &
OIL FILTERSDASHES
& GAUGESFRAMES &
SUSPENSION

FENDERS

FOOTRESTS &
FLOORBOARDSWHEELS
& AXLESCOVERS,
LOCKS &
GENERALAUDIO,
COMMUNICATION
& MOUNTS**Fuel Chrome****Fuel Black Cut****Fury Chrome****Fury Black Cut****Rockstar Chrome****Rockstar Black****MOTO FORGED ALUMINUM WHEELS**

- Forged hub design
- Precision-machined from forged 6061-T6 aluminum
- Front wheels accept lug-mounted OEM or aftermarket 14-22 FL Touring-style front floating brake rotors
- Cleans up front end to see more wheel instead of blocking wheel with a full-face rotor and saves on rotor costs
- All wheels include bearings and valve stems installed by Coastal Moto
- Rear wheel hub accepts stock cush-drive, pulley, and brake rotor
- Available for ABS models
- Each ABS wheel is equipped with an intelligent ABS bearing and are "linked-brake ready"; no ABS system reprogramming required for any size
- Accept the H-D TPMS (Tire Pressure Monitoring System)

DESCRIPTION	FUEL CHROME	FUEL BLACK CUT	FURY CHROME	FURY BLACK CUT	ROCKSTAR CHROME	ROCKSTAR BLACK
FRONT WHEELS						
19" x 3" for 08-22 FLHT/FLHR/FLHX/FLTRX/FLTRU/FLTRK, w/ ABS	-	0201-2414	-	-	-	-
21" x 3.25" for 08-22 FLHT/FLHR/FLHX/FLTRX/FLTRU/FLTRK, w/ ABS	0201-2415	0201-2416	0201-2408	0201-2409	0201-2404	0201-2405
23" x 3.25" for 08-22 FLHT/FLHR/FLHX/FLTRX/FLTRU/FLTRK, w/ ABS	-	-	0201-2410	0201-2411	-	-
23" x 3.75" for 08-22 FLHT/FLHR/FLHX/FLTRX/FLTRU/FLTRK, w/ ABS	-	0201-2417	-	-	-	-
26" x 3.75" for 08-22 FLHT/FLHR/FLHX/FLTRX/FLTRU/FLTRK, w/ ABS	-	0201-2418	-	-	-	-
DESCRIPTION	FUEL BLACK CUT		FURY CHROME	FURY BLACK CUT	ROCKSTAR CHROME	
REAR WHEELS						
18" x 5.5" for 09-22 FLHT/FLHR/FLHX /FLTRX w/ ABS	-		0202-2194	0202-2195	0202-2192	
16" x 5.5" for 09-22 FLHT/FLHR/FLHX /FLTRX w/ ABS	0202-2198		0202-2196	0202-2197	0202-2193	

SAFETY WARNING: WHEN SELECTING CUSTOM WHEELS, THE TIRES USED FOR YOUR APPLICATION MUST HAVE A LOAD INDEX AND SPEED RATING EQUAL TO OR GREATER THAN THE TIRES FITTED AS ORIGINAL EQUIPMENT. CONSULT MANUFACTURER'S PUBLICATION(S) AND/OR WEBSITE(S) FOR COMPLETE TIRE INFORMATION.



PRECISION CAST 3D WHEELS

- "Cast" one-piece design wheels at a fraction of the cost of billet or forged wheels
- Includes bearings and valve stems installed by Coastal Moto
- Wheels are designed to accept lug-mounted OEM or aftermarket 14-22 FL Touring-style front rotors (sold separately)
- Rear wheel hub accepts stock cush-drive, pulley and brake rotor
- Available for ABS models
- ABS style features intelligent ABS bearings that are "linked brake ready"; no ABS system reprogramming required
- Accept the H-D TPMS (Tire Pressure Monitoring System)

DESCRIPTION	HURRICANE CHROME	HURRICANE BLACK CUT	ATLANTIC CHROME	ATLANTIC BLACK CUT	ATLANTIC SOLID BLACK	LARGO CHROME	LARGO BLACK CUT	MARLIN CHROME	MARLIN BLACK CUT	MARLIN SOLID BLACK
FRONT WHEELS										
21" x 3.5" for 08-22 FLHT/FLHR/FLHX/FLTRX/FLTRU/FLTRK, w/ ABS	0201-2399	0201-2400	0201-2401	0201-2403	0201-2402	0201-2395	0201-2396	0201-2386	0201-2390	0201-2388
21" x 3.5" for 08-19 FLHT/FLHR/FLHX/FLTRX, w/o ABS	-	-	-	-	-	-	-	0201-2387	0201-2391 ¹	0201-2389 ¹
21" x 3.5" for 00-07 FLHT/FLHR/FLHX/FLTRX, w/o ABS	-	-	-	-	-	-	-	0201-2392 ¹	0201-2394 ¹	0201-2393 ¹

¹ Not compatible with TPMS.

DESCRIPTION	HURRICANE CHROME	HURRICANE BLACK CUT	ATLANTIC CHROME	ATLANTIC BLACK CUT	ATLANTIC SOLID BLACK	LARGO CHROME	LARGO BLACK CUT	MARLIN CHROME	MARLIN BLACK CUT	MARLIN SOLID BLACK
REAR WHEELS										
18" x 5.5" for 09-22 FLHT/FLHR/FLHX/FLTRX/FLTRU/FLTRK, w/ ABS	0202-2185	0202-2186	0202-2187	0202-2189	0202-2188	0202-2190	0202-2191	0202-2179	0202-2183	0202-2181
18" x 5.5" for 09-19 FLHT/FLHR/FLHX/FLTRX, w/o ABS	-	-	-	-	-	-	-	0202-2180 ¹	0202-2184 ¹	0202-2182 ¹

¹ Not compatible with TPMS.

SAFETY WARNING: WHEN SELECTING CUSTOM WHEELS, THE TIRES USED FOR YOUR APPLICATION MUST HAVE A LOAD INDEX AND SPEED RATING EQUAL TO OR GREATER THAN THE TIRES FITTED AS ORIGINAL EQUIPMENT. CONSULT MANUFACTURER'S PUBLICATION(S) AND/OR WEBSITE(S) FOR COMPLETE TIRE INFORMATION.

WINDSHIELDS & FAIRINGS

SADDLEBAGS & LUGGAGE

SEATS & SISSY BARS

EXHAUST

FUEL/AIR SYSTEMS

ENGINE

TRANSMISSION, CLUTCH LINE & DRIVELINE

GASKETS & SEALS

ELECTRICAL

LIGHTING & LICENSE PLATES

HANDLEBARS, CONTROLS & MIRRORS

CABLES

BRAKES & BRAKE LINES

TANKS & OIL FILTERS

DASHES & GAUGES

FRAMES & SUSPENSION

FENDERS

FOOTRESTS & FLOORBOARDS

WHEELS & AXLES

COVERS, LOCKS & GENERAL

AUDIO, COMMUNICATION & MOUNTS

- WINDSHIELDS & FAIRINGS
- SADDLEBAGS & LUGGAGE
- SEATS & SISSY BARS
- EXHAUST
- FUEL/AIR SYSTEMS
- ENGINE
- TRANSMISSION, CLUTCH LINE & DRIVELINE
- GASKETS & SEALS
- ELECTRICAL
- LIGHTING & LICENSE PLATES
- HANDLEBARS, CONTROLS & MIRRORS
- CABLES
- BRAKES & BRAKE LINES
- TANKS & OIL FILTERS
- DASHES & GAUGES
- FRAMES & SUSPENSION
- FENDERS
- FOOTRESTS & FLOORBOARDS
- WHEELS & AXLES
- COVERS, LOCKS & GENERAL
- AUDIO, COMMUNICATION & MOUNTS



0210-0396



0210-0395



0210-0407



0210-0399



0210-0403



FORGED BILLET RIMS

- All rims are CNC-machined from radial forged 6061-T6 aluminum for maximum road durability and strength-to-weight ratio
- Features a rolled rim lip for the custom look and detailed CNC machine work from the center of the hub to the edge of the rim
- Rims can be used on both front and/or rear applications when correct hub kit is installed (sold separately)
- Rims accept Arlen Ness hub kits (sold separately), which allow full wheels to be assembled in minutes with basic tools
- Please see page 1751 of the 2022 Parts Europe FatBook for the entire line of Arlen Ness Forged Billet Rims

NOTE: Arlen Ness hub kits must be purchased separately to install. Please see page 1751 of the 2022 Parts Europe FatBook for required hub kits.

DESCRIPTION	DRIFT CHROME	DRIFT BLACK	PROCROSS ALL BLACK	KICKBACK BLACK	SPEED-5 ALL BLACK
FRONT RIMS					
19" x 3,25"	-	-	-	-	0210-0404
21" x 3,50"	0210-0396	0210-0395	0210-0407	0210-0400	0210-0405
REAR RIMS					
18" x 5,50"	0210-0394	0210-0393	0210-0406	0210-0399	0210-0403



0213-0884



0213-0885

FRONT CARTRIDGE HUB KITS

- These billet aluminum hub kits are designed for Arlen Ness forged billet rims
- Cartridge hub design features wheel bearings pre-set in one hub for optimum radial and lateral runout accuracy
- Lightweight coped design provides form and function
- Each hub kit includes everything you need for ABS or non-ABS Harley applications regardless of your wheel diameter
- Hub kits mount to your Arlen Ness forged rims in minutes with basic tools offering excellent flexibility for stock or custom applications, and allowing all sizes to be available for most applications

- Available in chrome or black anodized finish
 - Please see page 1751 of the 2022 Parts Europe FatBook for the entire line of Arlen Ness Forged Billet Rims
- NOTE: Hubs listed accept factory or aftermarket hub mounted 5-bolt rotors (3,25" bolt circle).

PART #	DESCRIPTION
FOR 18-22 FXBB/S	
0213-0884	Black
0213-0885	Chrome

SAFETY WARNING: WHEN SELECTING CUSTOM WHEELS, THE TIRES USED FOR YOUR APPLICATION MUST HAVE A LOAD INDEX AND SPEED RATING EQUAL TO OR GREATER THAN THE TIRES FITTED AS ORIGINAL EQUIPMENT. CONSULT MANUFACTURER'S PUBLICATION(S) AND/OR WEBSITE(S) FOR COMPLETE TIRE INFORMATION.

**Formula
Platinum
Cut****Formula
Chrome****Paramont
Platinum Cut****Paramount
Chrome****Pro-Am
Black Ops****Pro-Am
Gold Ops****IMAGE SERIES WHEELS**

- Allows mounting of stock front rotors on 14-22 H-D Touring models
- CNC machined from 6061 aluminum for strength and reduced weight

- 1" fender brackets included
- ABS and Non-ABS compatible
- Dual disc applications only

DESCRIPTION**FRONT WHEELS**

	FORMULA PLATINUM CUT	FORMULA CHROME	PARAMOUNT PLATINUM CUT	PARAMOUNT CHROME	PRO-AM BLACK OPS	PRO-AM GOLD OPS
21" x 3.5" for 14-22 FLHT/FLHR/FLHX/FLTRX/FLTRU/FLTRK w/o ABS	-	0201-2425	0201-2419	0201-2420	0201-2423	0201-2424
21" x 3.5" for 14-22 FLHT/FLHR/FLHX/FLTRX/FLTRU/FLTRK w/ ABS	0201-2421	-	0201-2426	0201-2422	0201-2423	-

**Pro-Am
Black Ops****Sierra****ONE-PIECE ALUMINUM WHEELS**

- Forged wheels place the highest material strength in the same direction as the operating load, creating a light and strong wheel
- Features the contour rim lip for a graceful arc from rim to lip
- Black Ops™ finish features gloss black on top of a contrasting textured black finish for outstanding durability and looks
- See page 1752 of the 2022 Parts Europe FatBook for more Performance Machine One-Piece Aluminum Wheels

NOTE: Models with TPMS will require PART #0360-0056 (sold separately)

NOTE: Front wheels listed as fitting 14-21 Dresser models will require the use of PM front brake rotors (3.25" bolt circle).

NOTE: For PM Cush Pulley and rotors see TRANSMISSIONS & DRIVELINE and BRAKES sections.

NOTE: 14-21 FLHT/FLHR/FLHX 21" front wheels include fender relocation brackets for use with stock front fenders.

DESCRIPTION**FRONT WHEELS**

	PRO-AM BLACK OPS	SIERRA
17" x 3.5" for 14-21 FLHT/FLHR/FLHX/FLTRX/FLTRU/FLTRK w/o ABS	0201-2431	-
17" x 3.5" for 14-22 FLHT/FLHR/FLHX/FLTRX/FLTRU/FLTRK w/ ABS	0201-2432	-
21" x 3.5" FOR 14-21 FLHT/FLHR/FLHX/FLTRX/FLTRU/FLTRK w/ ABS (dual disc)	-	0201-2383
21" x 3.5" FOR 14-21 FLHT/FLHR/FLHX/FLTRX/FLTRU/FLTRK w/o ABS (dual disc)	-	0201-2382

REAR WHEELS

	PRO-AM BLACK OPS	SIERRA
17" x 3.5" for 14-21 FLHT/FLHR/FLHX/FLTRX/FLTRU/FLTRK w/o ABS	0202-2207	-
17" x 3.5" for 14-22 FLHT/FLHR/FLHX/FLTRX/FLTRU/FLTRK w/ ABS	0202-2208	-
18" x 5.5" for 09-21 FLHT/FLHR/FLHX/FLTRX/FLTRU/FLTRK w/ ABS	-	0202-2176
18" x 5.5" for 09-21 FLHT/FLHR/FLHX/FLTRX/FLTRU/FLTRK w/o ABS	-	0202-2175

SAFETY WARNING: WHEN SELECTING CUSTOM WHEELS, THE TIRES USED FOR YOUR APPLICATION MUST HAVE A LOAD INDEX AND SPEED RATING EQUAL TO OR GREATER THAN THE TIRES FITTED AS ORIGINAL EQUIPMENT. CONSULT MANUFACTURER'S PUBLICATION(S) AND/OR WEBSITE(S) FOR COMPLETE TIRE INFORMATION.

WINDSHIELDS
& FAIRINGSSADDLEBAGS
& LUGGAGESEATS &
SISSY BARS

EXHAUST

FUEL/AIR
SYSTEMS

ENGINE

TRANSMISSION,
CLUTCH LINE
& DRIVELINEGASKETS
& SEALS

ELECTRICAL

LIGHTING
& LICENSE
PLATESHANDLEBARS,
CONTROLS
& MIRRORS

CABLES

BRAKES &
BRAKE LINESTANKS &
OIL FILTERSDASHES
& GAUGESFRAMES &
SUSPENSION

FENDERS

FOOTRESTS &
FLOORBOARDSWHEELS
& AXLESCOVERS,
LOCKS &
GENERALAUDIO,
COMMUNICATION
& MOUNTS

- WINDSHIELDS
& FAIRINGS
- SADDLEBAGS
& LUGGAGE
- SEATS &
SISSY BARS
- EXHAUST
- FUEL/AIR
SYSTEMS
- ENGINE
- TRANSMISSION,
CLUTCH LINE
& DRIVELINE
- GASKETS
& SEALS
- ELECTRICAL
- LIGHTING
& LICENSE
PLATES
- HANDLEBARS,
CONTROLS
& MIRRORS
- CABLES
- BRAKES &
BRAKE LINES
- TANKS &
OIL FILTERS
- DASHES
& GAUGES
- FRAMES &
SUSPENSION
- FENDERS
- FOOTRESTS &
FLOORBOARDS
- WHEELS
& AXLES
- COVERS,
LOCKS &
GENERAL
- AUDIO,
COMMUNICATION
& MOUNTS



Raw Machined



PERFORMANCE WHEELS

- CNC machined from forged aluminum
- Designed for brake rotors with 3.25" x 5 bolt pattern
- Dual-disc ABS and non-ABS versions
- Available in Black Ano and Raw Machined finishes
- Made in the U.S.A.

DESCRIPTION	BLACK ANO	RAW MACHINED
FRONT WHEELS		
17" x 3.5" for 08-19 FLHR/FLHRXS/FLHT/FLHTK/FLHX/FLHXS/FLHXSE/FLHXST/FLTRK/FLTRKSE/FLTRU/FLTRX/FLTRXS/FLTRXSE/FLTRXST w/o ABS	0201-2427	0201-2428
17" x 3.5" for 08-21 FLHR/FLHRXS/FLHT/FLHTK/FLHX/FLHXS/FLHXSE/FLHXST/FLTRK/FLTRKSE/FLTRU/FLTRX/FLTRXS/FLTRXSE/FLTRXST w/ ABS	0201-2429	0201-2430
REAR WHEELS		
17" x 6" for 09-19 FLHR/FLHRXS/FLHT/FLHTK/FLHX/FLHXS/FLHXSE/FLHXST/FLTRK/FLTRKSE/FLTRU/FLTRX/FLTRXS/FLTRXSE/FLTRXST w/o ABS	0202-2199 ¹	0202-2200 ¹
17" x 6" for 09-21 FLHR/FLHRXS/FLHT/FLHTK/FLHX/FLHXS/FLHXSE/FLHXST/FLTRK/FLTRKSE/FLTRU/FLTRX/FLTRXS/FLTRXSE/FLTRXST w/ ABS	0202-2201 ¹	0202-2202 ¹
18" x 5.5" for 09-19 FLHR/FLHRXS/FLHT/FLHTK/FLHX/FLHXS/FLHXSE/FLHXST/FLTRK/FLTRKSE/FLTRU/FLTRX/FLTRXS/FLTRXSE/FLTRXST w/o ABS	0202-2203	0202-2204
18" x 5.5" for 09-21 FLHR/FLHRXS/FLHT/FLHTK/FLHX/FLHXS/FLHXSE/FLHXST/FLTRK/FLTRKSE/FLTRU/FLTRX/FLTRXS/FLTRXSE/FLTRXST w/ ABS	0202-2205	0202-2206

¹ For track/race use applications ONLY.



0203-0413



0204-0371



REPLACEMENT LACED WHEELS

- 40-spoke tube-type wheels feature chrome steel rims, chrome spokes and chrome steel hubs
- Fully assembled and trued with bearings installed and end play set
- Available in most applications
- Uses OEM mounting hardware; designed to use OEM-style rotors, pulleys and sprockets

• See pages 1757-1758 of the 2022 Parts Europe FatBook for additional applications
NOTE: Check clearance between front caliper and spokes before operating. Minor caliper spacing may be required.


DESCRIPTION	CHROME	VALVE STEM TYPE
FRONT WHEEL		
19" X 2.5" for 86-99 XL; repl. OEM #43312-84	0203-0413 ¹	CMV
REAR WHEEL		
16" X 3" for 86-99 XL; repl. OEM #40975-86	0204-0371	SMV

¹ Has a polished and chrome-plated billet aluminum hub.

SAFETY WARNING: WHEN SELECTING CUSTOM WHEELS, THE TIRES USED FOR YOUR APPLICATION MUST HAVE A LOAD INDEX AND SPEED RATING EQUAL TO OR GREATER THAN THE TIRES FITTED AS ORIGINAL EQUIPMENT. CONSULT MANUFACTURER'S PUBLICATION(S) AND/OR WEBSITE(S) FOR COMPLETE TIRE INFORMATION.



0214-1991



0214-1992



REAR AXLE ADJUSTER KIT

- Kit includes stainless steel 25 mm rear axle, sliders, adjuster mounts, safety e-clips, axle nut and upper and lower shock mount bolts and spacers

PART #	DESCRIPTION
FOR 09-21 DRESSER/TOURING MODELS	
0214-1991	Black



0222-0628



0222-0629



FRONT AXLE SPACER KITS

- CNC-machined billet aluminum construction
- Available in smooth style
- Sold as a set
- See page 1767 of the 2022 Parts Europe FatBook for additional front axle spacer kit styles

PART #	DESCRIPTION
FOR 08-21 FLHT/FLHX/FLHR/FLTR W/ABS	
0222-0628	Black
0222-0629	Chrome

- Improves handling and lifespan of belts, chains and tires
- Removable rear stand spools

PART #	DESCRIPTION
FOR 09-21 DRESSER/TOURING MODELS (CONT)	
0214-1992	Gold



0214-2139



0214-2140



AXLE SLIDER KITS

- Constructed of high-quality acetal plastic material to keep the axle protected in case of a fall or if the terrain adds rocky ruts to your path
- Designed to hold tight sealing inside your axle, keeping dust and debris at bay
- Easy, no-tool assembly
- Sold as a set, including right/left pair

PART #	DESCRIPTION
FOR 21-22 PAN AMERICA RA1250/1250S MODELS	
0214-2139	Front
0214-2140	Rear



0214-2167



0214-2173



AXLE COVER SETS

- Cover the ends of the front or rear axle to provide a clean look
- Manufactured from high quality aluminium, CNC-milled on the most modern 5-axis machining centers
- Glossy black powdercoated finish

PART #	DESCRIPTION
FOR 08-22 TOURING MODELS, 08-17 SOFTAIL MODELS, 02-17 V-ROD MODELS AND 07-17 DYNA MODELS	
0214-2167	Smooth front axle cover set
0214-2171	Milled logo icon front axle cover set
FOR 18-22 SOFTAIL MODELS	
0214-2166 ¹	Smooth front axle cover set
0214-2173 ¹	Milled logo icon front axle cover set
0214-2177	Smooth rear axle cover set
0214-2179	Milled logo icon rear axle cover set
FOR 21-22 SPORTSTER S RH1250 S	
0214-2169	Smooth front axle cover set

PART #	DESCRIPTION
FOR 21-22 SPORTSTER S RH1250 S (CONT)	
0214-2172	Milled logo icon front axle cover set
0214-2174	Smooth rear axle cover set
0214-2176	Milled logo icon rear axle cover set
FOR 16-21 XL 883-1200	
0214-2168	Smooth front axle cover set
FOR 04-21 XL 883/1200	
0214-2175	Smooth rear axle cover set
FOR 02-17 VRSCDX	
0214-2178	Smooth rear axle cover set

¹ Does not fit 18-22 FLSB models.

WINDSHIELDS & FAIRINGS

SADDLEBAGS & LUGGAGE

SEATS & SISSY BARS

EXHAUST

FUEL/AIR SYSTEMS

ENGINE

TRANSMISSION, CLUTCH LINE & DRIVELINE

GASKETS & SEALS

ELECTRICAL

LIGHTING & LICENSE PLATES

HANDLEBARS, CONTROLS & MIRRORS

CABLES

BRAKES & BRAKE LINES

TANKS & OIL FILTERS

DASHES & GAUGES

FRAMES & SUSPENSION

FENDERS

FOOTRESTS & FLOORBOARDS

WHEELS & AXLES

COVERS, LOCKS & GENERAL

AUDIO, COMMUNICATION & MOUNTS

WINDSHIELDS
& FAIRINGSSADDLEBAGS
& LUGGAGESEATS &
SISSY BARS

EXHAUST

FUEL/AIR
SYSTEMS

ENGINE

TRANSMISSION,
CLUTCH LINE
& DRIVELINEGASKETS
& SEALS

ELECTRICAL

LIGHTING
& LICENSE
PLATESHANDLEBARS,
CONTROLS
& MIRRORS

CABLES

BRAKES &
BRAKE LINESTANKS &
OIL FILTERSDASHES
& GAUGESFRAMES &
SUSPENSION

FENDERS

FOOTRESTS &
FLOORBOARDSWHEELS
& AXLESCOVERS,
LOCKS &
GENERALAUDIO,
COMMUNICATION
& MOUNTS**FRONT AXLE CAPS**

- CNC-machined billet aluminum construction
- Available in smooth style
- Sold in pairs
- See page 1770 of the 2022 Parts Europe FatBook for additional axle cap styles

**0214-2202****0214-2203****FOR 08-21 FLHT/FLHR/FLTR/FLHX AND H-D FL TRIKES, 07-17 FXS/FXST/FLS/FLST (EXCEPT FXSTS/FLSTSB), 10-17 FXDWG**

PART #	DESCRIPTION	PART #	DESCRIPTION
0214-2202	Black	0214-2203	Chrome



FIGURATI DESIGNS

**0214-2141****0214-2142****0214-2143****0214-2144****0214-2145****0214-2146****0214-2147****0214-2148****0214-2149****0214-2150****FRONT AXLE NUT COVERS**

- Knurled 316F stainless steel
- 2 setscrews with anti-vibration nylon glue and hex wrench
- Sold as a pair

PART #	DESCRIPTION
0214-2141	Stainless steel w/ Figurati Designs logo
0214-2142	PVD black w/ Figurati Designs logo
0214-2143	Stainless steel w/ red, white, and blue American flag enameled
0214-2144	PVD black w/ red, white, and blue American flag enameled
0214-2145	Stainless steel w/ red, white, and blue American flag skull enameled
0214-2146	PVD black w/ red, white, and blue American flag skull enameled
0214-2147	Stainless steel w/ contrast cut black American flag enameled
0214-2148	Two-tone PVD black w/ contrast cut black American flag enameled
0214-2149	Stainless steel w/ contrast cut black American flag enameled
0214-2150	Two-tone PVD black w/ contrast cut black American flag skull enameled



TIE DOWN BRACKETS

- Offer a secure and convenient location to connect tie-down straps to the front of your motorcycle during service or trailer transport
- Easy installation
- Sturdy, steel construction
- Sold as a pair

NOTE: Does not work with Ciro TAC-10 light PART #2001-2439.

PART #	DESCRIPTION
FOR 14-22 FLHT/FLHX MODELS (EXCEPT FLHTCUTG)	
0502-0571	Chrome
0502-0572	Black



0502-0571



0502-0574



2401-1563

2401-1564



HAND CONTROL SCREW KITS

- All hand control screws and washer available in one convenient pack
- Screws are chrome-plated or black zinc nickel-plated for corrosion resistance
- 1/4"-20 x 1 1/8" screws; repl. OEM #4132

PART #	DESCRIPTION
2401-1563	Chrome-plated
2401-1564	Black zinc nickel-plated




BRAKE ROTOR HARDWARE

- Full floating brake rotor hardware made from forged piece stainless steel; each bolt is CNC-machined into a custom radius shape
- Torque style fastener helps provide proper torque during rotor installation
- Bolt and bushing are forged into one, giving each full floating bolt head its unique custom shape
- Replaces factory bushings (OEM #41500018), spring washers (OEM #41500019) and screws (OEM #41500020)


PART #	DESCRIPTION
2401-1526	For 14-22 FLHT/FLHR/FLHX/FLTR models w/ lug-mounted rotors




A



B



C



D



F



E



G

REPLACEMENT PARTS FOR COLLAPSIBLE CANOPIES

- Fit Drag Specialties canopy PART #4030-0009, Parts Europe canopy PART #9904-0840 and Moose Racing Agroid canopy PART #4030-0035

PART #	DESCRIPTION
4030-0048	Plastic top corner fitting for std. corner leg
(A) 4030-0049	Plastic bottom fitting for std. corner leg (pull)
(B) 4030-0050	Plastic top cap for std. center pole
(C) 4030-0051	Plastic bottom fitting for std. center pole
(D) 4030-0052	Plastic fitting for std. or HD crosspiece



SWITCH HOUSING SCREW KITS

- All switch housing screws in one convenient pack
- Screws are chrome-plated or black zinc nickel-plated for corrosion resistance
- 10-24 x 1/2" screws; repl. OEM #3658

PART #	DESCRIPTION
2401-1562	Black zinc nickel-plated
2401-1565	Chrome-plated



2401-1562


2401-1565



SCREW COVERS

- These screw covers hide the original silver screw heads on the drive block and thus help to give the drive train a darker look
- These are covers that fit perfectly on M6 cylinder head bolts
- Sold in a 10-pack

PART #	DESCRIPTION
2402-0291	For M6 cylinder head bolts



PART #	DESCRIPTION
(E) 4030-0053	Plastic foot for std. canopy leg
(F) 4030-0054	Plastic pull pin fitting for std. leg bottom collar
(G) 4030-0055	Plastic top fitting for std. center pole
4030-0056	Replacement leg
4030-0057	Replacement cross piece

WINDSHIELDS & FAIRINGS

SADDLEBAGS & LUGGAGE

SEATS & Sissy BARS

EXHAUST

FUEL/AIR SYSTEMS

ENGINE

TRANSMISSION, CLUTCH LINE & DRIVELINE

GASKETS & SEALS

ELECTRICAL

LIGHTING & LICENSE PLATES

HANDLEBARS, CONTROLS & MIRRORS

CABLES

BRAKES & BRAKE LINES

TANKS & OIL FILTERS

DASHES & GAUGES

FRAMES & SUSPENSION

FENDERS

FOOTRESTS & FLOORBOARDS

WHEELS & AXLES

COVERS, LOCKS & GENERAL

AUDIO, COMMUNICATION & MOUNTS

WINDSHIELDS
& FAIRINGSSADDLEBAGS
& LUGGAGESEATS &
SISSY BARS

EXHAUST

FUEL/AIR
SYSTEMS

ENGINE

TRANSMISSION,
CLUTCH LINE
& DRIVELINEGASKETS
& SEALS

ELECTRICAL

LIGHTING
& LICENSE
PLATESHANDLEBARS,
CONTROLS
& MIRRORS

CABLES

BRAKES &
BRAKE LINESTANKS &
OIL FILTERSDASHES
& GAUGESFRAMES &
SUSPENSION

FENDERS

FOOTRESTS &
FLOORBOARDSWHEELS
& AXLESCOVERS,
LOCKS &
GENERALAUDIO,
COMMUNICATION
& MOUNTS**FLARE™ WINDSHIELD DEMO DISPLAY KIT**

- Eye-catching display for FLARE
- Windshields Includes flyers and windshields listed
- Contact your Drag rep for details
- For the complete line of FLARE Windshield Demo kits, see page 1836 of the 2022 Parts Europe FatBook

**BATWING DEMO KITS**

- (1) 4" Super Low FLARE black - demo
- (1) 5" Low FLARE dark smoke - demo
- (1) 6.5" FLARE dark smoke - demo
- (1) 8.5" FLARE tint - demo
- (1) 10.5" FLARE tint - demo

- (1) FLH "waterfall" display
- Counter mat
- Demo program decals
- Link to Klock Werks training videos

PART #

9904-1651

DESCRIPTION

For 99-13 FLHT/FLHTC/FLHX and H-D FL Trike models

**PARTS
EUROPE****BAR STOOL**

- Features bright print logo on top
- Highly polished chrome-plated pedestal
- Great for store counters or the shop
- Some assembly required

PART #

9905-0162

DESCRIPTION

Parts Europe barstool



FIGURATI DESIGNS

CUSTOM GUARDIAN BELL

- 316L stainless steel
- Carabiner hardware
- Patron Saint of Motorcyclist on front with four-leaf clover on back
- Includes laminated prayer card

PART #

0521-1988

DESCRIPTION

Guardian Bell

**DOOR/TRUCK DECALS**

- Show your loyalty
- Work great on windows, trailers and trucks

PART #

DS-800115

DESCRIPTION

76 mm decal (50-pk.)

DS-800116

15 cm decal (50-pk.)



DS-800111

PART #

DS-800117

DESCRIPTION

23 cm decal (10-pk.)

DS-800111

61 cm (ea.)



4320-2482



4320-2484



4320-2485

**SW-MOTECH STICKERS**

- Perfect for personalizing any bike or luggage

PART #

4320-2482

DESCRIPTION

Reflective Bull (130 mm x 97 mm)

4320-2483

Bull (130 mm x 97 mm)

PART #

4320-2484

DESCRIPTION

Sticker set red/black (310 mm x 260 mm)

4320-2485

Sticker set red/white (310 mm x 260 mm)

HOGTUNES
Audio Solutions For The Great American Cruiser



XL SERIES 2 OHM 5X7" ROAD GLIDE FAIRING SPEAKERS

- XL Series - 5" x 7" - 2 ohm front speakers with grilles
- Features carbon fiber woofer cone and titanium impregnated 1" tweeter
- Road Glide specific Metal Mesh grilles with speaker adaptors included in box
- Sound is tailored to cut through exhaust and wind noise when bike is at speed
- "Multi stacked" magnet assembly for higher power handling

- Perfect replacement speakers when using radio's built in power (only) on 2006-2013 bikes, or 1998-2013 bikes with an added amplifier
- These Speakers Perform "Best" When Powered By An Amplifier
- Sold in pairs

PART#	DESCRIPTION
4405-0860	Fairing speakers FLTR 98-13



XL SERIES 2 OHM 5" X 7" LID SPEAKERS

- 120 watt 2 ohm 5" x 7" lid speakers
- Made to fit all years of factory saddlebag speaker lids and most aftermarket 5" x 7" lids
- Water cannot pass through the speaker
- Features standard spade connectors and factory HD plug for easy replacement
- Upgrade from our Hogtunes speakers, comparable to our Wild Boar Audio speakers
- Speakers offer superior bass response and overall better sound, especially at riding speeds

- Features carbon fiber woofer cone and titanium impregnated 1" tweeter
- "Multi stacked" magnet assembly for higher power handling
- Sold in pairs

PART#	DESCRIPTION
4405-0859	Speaker lid 2 ohm 5X7 98-13



PROGLOW™ SPEAKER LIGHTS FOR BOOM!™ AUDIO STAGE II SYSTEMS

- Light ring attaches to the OEM Harley-Davidson® Boom!™ audio speaker grilles to add color changing illumination to speakers
- 24 color-changing LEDs per light
- Snap-on installation
- IP67 rated connectors
- Plug-and-play technology

- Sold in pairs

NOTE: Requires ProGLOW™ Bluetooth® Controller (PART #2050-0440; sold separately).

PART #	DESCRIPTION
2040-2879	Upper fairing speakers
2040-2880	Lower fairing/Tour-Pak speakers



WINDSHIELDS & FAIRINGS
SADDLEBAGS & LUGGAGE
SEATS & SISSY BARS
EXHAUST
FUEL/AIR SYSTEMS
ENGINE
TRANSMISSION, CLUTCH LINE & DRIVELINE
GASKETS & SEALS
ELECTRICAL
LIGHTING & LICENSE PLATES
HANDLEBARS, CONTROLS & MIRRORS
CABLES
BRAKES & BRAKE LINES
TANKS & OIL FILTERS
DASHES & GAUGES
FRAMES & SUSPENSION
FENDERS
FOOTRESTS & FLOORBOARDS
WHEELS & AXLES
COVERS, LOCKS & GENERAL
AUDIO, COMMUNICATION & MOUNTS

- WINDSHIELDS & FAIRINGS
- SADDLEBAGS & LUGGAGE
- SEATS & SISSY BARS
- EXHAUST
- FUEL/AIR SYSTEMS
- ENGINE
- TRANSMISSION, CLUTCH LINE & DRIVELINE
- GASKETS & SEALS
- ELECTRICAL
- LIGHTING & LICENSE PLATES
- HANDLEBARS, CONTROLS & MIRRORS
- CABLES
- BRAKES & BRAKE LINES
- TANKS & OIL FILTERS
- DASHES & GAUGES
- FRAMES & SUSPENSION
- FENDERS
- FOOTRESTS & FLOORBOARDS
- WHEELS & AXLES
- COVERS, LOCKS & GENERAL
- AUDIO, COMMUNICATION & MOUNTS



RAM® TAB-TITE™ SPRING-LOADED HOLDER FOR 7"-8" TABLETS WITH CASES

- Secures 7"-8" tablets in cases with a spring loaded holder; back plate includes different sizes of support cups, making it adaptable for various devices
- Easily attach and adjust a double socket arm with the ball and socket ball bases
- Crafted with high-strength composites, allowing for a safe mount for your devices

PART #	DESCRIPTION
0636-0198	Holder TAB-TITE Springload



RAM® TAB-LOCK™ SPRING-LOADED HOLDER FOR 7"-8" TABLETS WITH CASES

- Secures 7"-8" tablets in cases with a locking mechanism, for secure devices
- Easy adjustability for tablets of various sizes
- Crafted with high-strength composites, allowing for a safe mount for your devices
- Spring-loaded technology makes it effortless to take out your tablet

PART #	DESCRIPTION
0636-0199	Holder TAB-LOCK locking



PASSENGER PHONE MOUNT

- All metal construction with a black finish
- Swing away mount allows for passenger to easily get on and off motorcycle
- Adjustability allows passenger to fine tune the phone view angle
- Quick detach; easy installation
- Works great with any Ciro phone holder (50000, 50001, 50002)
- Phone holder sold separately
- Speaker pods required for installation



PART #	DESCRIPTION
0636-0213	For 14-22 FLHTC/FLHTCUL/FLHTK/FLHTKL/FLHTKSE/FLHTCUTG/FLTRUSE/FLTRU/FLHTCUTGSE models

ALUMINUM CLAMP KIT

- Heat treated aluminum construction with a chrome finish
- Clean, single-bolt attachment
- Compatible with Ciro phone holders, drink holders and camera mounts that accept 1" ball mounts
- Sold each
- See page 133 of the 2022 Parts Europe FatBook for the complete line of Ciro aluminum clamps



PART #	DESCRIPTION
0636-0196	For 3/4" round bars

**iOstand™**

- Functional and flexible iPad® stand and tablet mount
- Lifts your device up seven inches and rotates in any direction for the perfect viewing angle (360 rotating)
- Universal stand is the perfect tablet mount and improves the ergonomics of your desktop or workspace
- Crafted out of beautiful precision-machined steel
- Works with the versatile iOmounts™ system that is safe and compatible with most mobile devices
- Regular size iOstand™ works best for full-size tablets like the iPad® Air, iPad® Pro or Samsung Galaxy Tab

PART #	DESCRIPTION
iOstand™	
0636-0207	Stainless steel
0636-0208	Black
0636-0209	White

- Also available in a mini size for smaller devices (like the iPad mini), or cell phone
- Magnets won't damage your tablet, and there are no magnets in the iODisc™ on your device
- Available in a stainless-steel finish and powdercoated black or white
- Includes two iODiscs

PART #	DESCRIPTION
MINI iOstand™	
0636-0210	Stainless steel
0636-0211	Black
0636-0212	White

**TETHER DEVICE MOUNT**

- Keeps smartphone close at hand
- Functional design allows use with almost all phone and case combinations
- Can be used with any Klock Werks iOmini™ phone mounts
- Gives an added sense of security and peace of mind when using or mounting smart devices



PART #	DESCRIPTION
0636-0195	Tether device mount

WINDSHIELDS
& FAIRINGSSADDLEBAGS
& LUGGAGESEATS &
SISSY BARS

EXHAUST

FUEL/AIR
SYSTEMS

ENGINE

TRANSMISSION,
CLUTCH LINE
& DRIVELINEGASKETS
& SEALS

ELECTRICAL

LIGHTING
& LICENSE
PLATESHANDLEBARS,
CONTROLS
& MIRRORS

CABLES

BRAKES &
BRAKE LINESTANKS &
OIL FILTERSDASHES
& GAUGESFRAMES &
SUSPENSION

FENDERS

FOOTRESTS &
FLOORBOARDSWHEELS
& AXLESCOVERS,
LOCKS &
GENERALAUDIO,
COMMUNICATION
& MOUNTS

WINDSHIELDS
& FAIRINGSSADDLEBAGS
& LUGGAGESEATS &
SISSY BARS

EXHAUST

FUEL/AIR
SYSTEMS

ENGINE

TRANSMISSION,
CLUTCH LINE
& DRIVELINEGASKETS
& SEALS

ELECTRICAL

LIGHTING
& LICENSE
PLATESHANDLEBARS,
CONTROLS
& MIRRORS

CABLES

BRAKES &
BRAKE LINESTANKS &
OIL FILTERSDASHES
& GAUGESFRAMES &
SUSPENSION

FENDERS

FOOTRESTS &
FLOORBOARDSWHEELS
& AXLESCOVERS,
LOCKS &
GENERALAUDIO,
COMMUNICATION
& MOUNTS

NAVI PRO CASE

- Touchscreen operation window
- Weather-resistant, durable shell with reinforced base plate
- Integrated sun shield
- Includes removable inner lining, foam rubber insert and positional straps
- Compatible with SW-Motech GPS mounts
- For GPS landscape
- Measures 13,5 cm L x 10 cm W x 42 mm D (5¹/₄" x 4" x 1⁵/₈")

NOTE: Requires GPS mount.



PART

3512-0298

DESCRIPTION

Navi pro case

UNIVERSAL GPS MOUNT KITS

- Allows for safe position of a GPS device or smartphone in the motorcycle cockpit
- Provides various mounting options
- Kit with Navi Pro S case protects device from wind and water
- T-lock holder allows device cases to be quickly attached to the socket arm
- Swiveling socket arm allows precise positioning to keep instruments and the road in view
- Comes with all required mounting material

PART

0603-0957

DESCRIPTION

Mounting kit with Navi Pro S case

0603-0957



PART

3512-0306

DESCRIPTION

Mounting kit with T-lock and phone case



PHONE CASE

- Stable EVA construction
- T-lock receptacle on the back
- Touchscreen operation window
- Durable shell with reinforced base plate
- Removable inner padding
- Foam rubber inserts and hook-and-loop straps for phone positioning
- Cable opening

PART

3512-0307

DESCRIPTION

Phone case



UNIVERSAL GOPRO CAMERA KIT

- Highly adaptable universal mount kit that offers a variety of installation options
- Compatible with GoPro HD Hero/Hero2/Hero3
- Fits almost all motorcycle models
- Durable mounting clamps
- Can be mounted on the handlebars frame, crash bar and top clamp
- Includes 25,4 mm (1") ball, M8 ball adapter, RAM socket arm, RAM Ball adapter and mounting plate for mirror thread

PART

0603-0956

DESCRIPTION

Universal GoPro camera kit

PIVOTING RAM EXTENSION

- 76 mm (3") extension for all RAM 25,4 mm (1") ball systems
- Strong aluminum alloy construction
- Includes double ball
- Can be pivoted 45° or 90°

PART

0603-1053

DESCRIPTION

Pivoting RAM extension



OEM CROSS REFERENCE REFERENCE CHART

OEM #	PART #	PAGE #	OEM #	PART #	PAGE #	OEM #	PART #	PAGE #
4173-08	1731-0759	159	74505-02	2112-1653	98	74540-11	2112-1664	98
4173-08	1731-0760	159	74505-04	2112-1654	98	74631-04	2112-1663	98
9952	2130-0312	99	74505-06	2112-1655	98	74711-08	2112-1668	98
18535-99	0929-0088	87	74505-09	2112-1665	98	3720096B	0617-0404	159
32446-99	2212-0861	97	74505-97A	2112-1656	98	12300036	1501-0743	9
32707-01C	1022-0274	97	74512-00	2112-1657	98	37000168	1132-1628	92
40356-07	2112-0333	97	74516-86	2112-1658	98	37700132	0617-0402	159
42932-08A	1731-0761	159	74519-88	2112-1659	98	41700028	1731-0759	159
48154-05A	2106-0576	100	74519-88A	2112-1659	98	41700028	1731-0760	159
68007-77A	2010-1257	110	74523-04	2112-1660	98	41700460	1731-0763	159
68008-73A	2010-1257	110	74523-84	2112-1661	98	74700021	2112-1669	98
71441-94	2106-0575	100	74523-84A	2112-1661	98	74700025	2112-1671	98
71526-93B	2106-0548	100	74523-92A	2112-1662	98	74700031	2112-1670	98
71640-99	2106-0549	100	74540-01	2112-1667	98			
74440-08	2112-1666	98	74540-08	2112-1664	98			

OEM CROSS
REFERENCE

QUICK
REFERENCE
GUIDE

DRAG SPECIALTIES QUICK REFERENCE CHART

BIG TWIN										
MODEL	YEAR	BATTERY	NGK	SPARKPLUG CHAMPION	CHAIN/ BELT	SPROCKET FRONT	REAR	TIRE SIZE/LOAD INDEX FRONT	REAR	STD. SHOCK LENGTH
DRESSER MODELS										
FLHT/C/U/I	99-03	YHD-30	DCPR7E	RA8HC	1 1/2" X 139T	32T	70T	MT90B-16 72H	MT90B-16 74H	13,0"
	04-06	YIX30L	DCPR7E	RA8HC	1 1/8" X 139T	32T	70T	MT90B-16 72H	MU85B16 77H	13,0"
	07-08	YIX30L	DCPR7E	RA8HC	1" X 137T	32T	66T	MT90B-16 72H	MU85B16 77H	13,0"
	09-16	YIX30L	DCPR7E	RA8HC	24 mm X 140T	32T	68T	130/80B-17 65H	180/65B-16 81H	13,0"
	17-22	YIX30L	CR9EB	RG6HC	24 mm X 140T	32T	68T	130/80B-17 65H	180/65B-16 81H	13,0"
FLHTK	10-16	YIX30L	DCPR7E	RA8HC	24 mm X 140T	32T	68T	130/80B-17 65H	180/65B-16 81H	13,0"
	17-19	YIX30L	CR9EB	RG6HC	24 mm X 140T	32T	68T	130/80B-17 65H	180/65B-16 81H	13,0"
	20-22	YIX30L	CR9EB	RG6HC	24 mm X 140T	32T	68T	130/70B-18 63H	180/55B-18 80H	13,0"
FLHTCUL/FLHTKL	15-16	YIX30L	DCPR7E	RA8HC	24 mm X 140T	32T	68T	130/80B-17 65H	180/65B-16 81H	12,0"
	17-19	YIX30L	CR9EB	RG6HC	24 mm X 140T	32T	68T	130/80B-17 65H	180/65B-16 81H	12,0"
FLHX/FLHXS	06	YIX30L	DCPR7E	RA8HC	1 1/8" X 139T	32T	70T	MT90B-16 72H	MU85B16 77H	12,0"
	07-08	YIX30L	DCPR7E	RA8HC	1" X 137T	32T	66T	MT90B-16 72H	MU85B16 77H	12,0"
	09	YIX30L	DCPR7E	RA8HC	24 mm X 140T	32T	68T	130/80B-17 65H	180/65B-16 81H	12,0"
	10-15	YIX30L	DCPR7E	RA8HC	24 mm X 140T	32T	68T	130/70B-18 63H	180/65B-16 81H	12,0"
	16	YIX30L	DCPR7E	RA8HC	24 mm X 140T	32T	68T	130/60B-19 61H	180/65B-16 81H	12,0"
	17-19	YIX30L	CR9EB	RG6HC	24 mm X 140T	32T	68T	130/60B-19 61H	180/65B-16 81H	12,0"
	20-22	YIX30L	CR9EB	RG6HC	24 mm X 140T	32T	68T	130/60B-19 61H	180/55B-18 80H	12,0"
FLHXST	22	YIX30L	CR9EB	RG6HC	24 mm X 140T	32T	68T	130/60B-19 61H	180/55B-16	13,0"
FLTR/I	99-03	YHD-30	DCPR7E	RA8HC	1-1/8" X 139T	32T	70T	MT90B-16 72H	MT90B-16 72H	13,0"
	04-06	YIX30L	DCPR7E	RA8HC	1-1/8" X 139T	32T	70T	MT90B-16 72H	MU85B16 77H	13,0"
	07-08	YIX30L	DCPR7E	RA8HC	1" X 137T	32T	66T	MT90B-16 72H	MU85B16 77H	13,0"
	09	YIX30L	DCPR7E	RA8HC	24 mm X 140T	32T	68T	130/80B-17 65H	180/65B-16 81H	13,0"
FLTRX	10-13	YIX30L	DCPR7E	RA8HC	24 mm X 140T	32T	68T	130/70B-18 63H	180/65B-16 81H	13,0"
FLTRX/S	15-16	YIX30L	DCPR7E	RA8HC	24 mm X 140T	32T	68T	130/60B-19 61H	180/65B-16 81H	12,0"
	17-19	YIX30L	CR9EB	RG6HC	24 mm X 140T	32T	68T	130/60B-19 61H	180/65B-16 81H	12,0"
	20-22	YIX30L	CR9EB	RG6HC	24 mm X 140T	32T	68T	130/60B-19 61H	180/55B-18 80H	12,0"
FLTRU	11-13, 16-19	YIX30L	DCPR7E	RA8HC	24 mm X 140T	32T	68T	130/80B-17 65H	180/65B-16 81H	13,0"
FLTRK	20-22	YIX30L	DCPR7E	RA8HC	24 mm X 140T	32T	68T	130/80B-17 65H	180/55B-18 80H	13,0"
FLHR/S/I	99-03	YHD-30	DCPR7E	RA8HC	1 1/8" X 139T	32T	70T	MT90B-16 72H	MT90B-16 72H	13,0"
	04-06	YIX30L	DCPR7E	RA8HC	1 1/8" X 139T	32T	70T	MT90B-16 72H	MU85B16 77H	13,0"
	07-08	YIX30L	DCPR7E	RA8HC	1" X 137T	32T	66T	MT90B-16 72H	MU85B16 77H	13,0"
	09	YIX30L	DCPR7E	RA8HC	24 mm X 140T	32T	68T	130/80B-17 65H	180/65B-16 81H	13,0"
	10-15	YIX30L	DCPR7E	RA8HC	24 mm X 140T	32T	68T	130/80B-17 65H	180/65B-16 81H	13,0"
	16	YIX30L	DCPR7E	RA8HC	24 mm X 140T	32T	68T	130/80B-17 65H	180/65B-16 81H	13,0"
	17-19	YIX30L	CR9EB	RG6HC	24 mm X 140T	32T	68T	130/80B-17 65H	180/65B-16 81H	13,0"
	20-22	YIX30L	CR9EB	RG6HC	24 mm X 140T	32T	68T	130/70B-18 63H	180/55B-18 80H	13,0"
	20-22	YIX30L	CR9EB	RG6HC	24 mm X 140T	32T	68T	130/80B-17 65H	180/65B-16 81H	13,0"
FLHRXS	18-19	YIX30L	CR9EB	RG6HC	24 mm X 140T	32T	68T	130/80B-17 65H	180/65B-16 81H	13,0"
	20-22	YIX30L	CR9EB	RG6HC	24 mm X 140T	32T	68T	130/60B-19 61H	180/55B-18 80H	13,0"
FLHRC	99-03	YHD-30	DCPR7E	RA8HC	1 1/8" X 139T	32T	70T	MT90B-16 72H	MT90B-16 72H	13,0"
	04-05	YIX30L	DCPR7E	RA8HC	1 1/8" X 139T	32T	70T	MT90B-16 72H	MU85B16 77H	13,0"
	06	YIX30L	DCPR7E	RA8HC	1 1/8" X 139T	32T	70T	MT90B-16 72H	MU85B16 77H	12,0"

DRAG SPECIALTIES QUICK REFERENCE CHART (CONT)

BIG TWIN (CONT)

		BATTERY	SPARKPLUG		CHAIN/ BELT	SPROCKET		TIRE SIZE/LOAD INDEX		STD. SHOCK LENGTH
MODEL	YEAR		NGK	CHAMPION		FRONT	REAR	FRONT	REAR	
DRESSER MODELS (CONT)										
FLHRC (CONT)	07-08	YIX30L	DCPR7E	RA8HC	1" X 137T	32T	66T	MT90B-16 72H	MU85B16 77H	12,0"
	09	YIX30L	DCPR7E	RA8HC	24 mm" X 140T	32T	68T	MT90B-16 72H	180/65B-16 81H	13,0"
	10-13	YIX30L	DCPR7E	RA8HC	24 mm" X 140T	32T	68T	130/90B-16 67H	180/65B-16 81H	13,0"
TRIKE MODELS										
FLRT	15-16	YIX30L	DCPR7E	RA8HC	1 1/8" X 139T	30T	70T	130/60B19 61H	P205/65R15	13,0"
	17-22	YIX30L	CR9EB	RG6HC	1 1/8" X 139T	30T	70T	130/60B19 61H	180/65B-16 81H	13,0"
FLHTCUTG	09-10	YIX30L	DCPR7E	RA8HC	1 1/8" X 139T	32T	70T	MT90B-16 72H	P205/65R15	13,0"
	11-16	YIX30L	DCPR7E	RA8HC	1 1/8" X 139T	30T	70T	MT90B-16 72H	P205/65R15	13,0"
	17-22	YIX30L	CR9EB	RG6HC	1 1/8" X 139T	30T	70T	MT90B-16 72H	P205/65R15	13,0"
FLHXXX	10	YIX30L	DCPR7E	RA8HC	1 1/8" X 139T	32T	70T	MT90B-16 72H	P205/65R15	13,0"
	11	YIX30L	DCPR7E	RA8HC	1 1/8" X 139T	30T	70T	MT90B-16 72H	P205/65R15	13,0"
SOFTAIL MODELS										
FXBB	18-22	YTX20L-BS	CR9EB	RG6HC	24 mm X 134T	32T	66T	100/90B-19 57H	150/80B-16 71H	13,1"
FXBR/S	18-20	YTX20L-BS	CR9EB	RG6HC	24 mm X 134T	32T	66T	130/60B-21 63H	240/40R-18 79V	13,1"
FXFB/S	18-22	YTX20L-BS	CR9EB	RG6HC	24 mm X 134T	32T	66T	150/80B-16 71H	180/70B-16 77H	13,1"
FXLR/S	18-22	YTX20L-BS	CR9EB	RG6HC	24 mm X 134T	32T	66T	110/90B-19 62H	180/70B-16 77H	13,1"
FXLRST	22	GYC20HL	CR9EB	RG6HC	24 mm X 134T	32T	68T	110/90B-19 62H	180/70B-16 77H	13,1"
FXDRS FXDR114	19-20	YTX20L-BS	CR9EB	RG6HC	24 mm X 134T	32T	66T	120/70ZR-19 60W	240/40R-18 79V	13,1"
FXST	20-22	YTX20L-BS	CR9EB	RG6HC	24 mm X 134T	32T	66T	100/90B-19 57H	150/80B-16 71H	13,1"
FXS	11	YTX20L-BS	DCPR7E	RA8HC	1" X 133T	32T	66T	MH90-21 54H	MU85B-16 71H	10,7"
	12-13	YTX20L-BS	DCPR7E	RA8HC	24 mm X 133T	32T	66T	MH90-21 54H	MU85B-16 71H	10,7"
	13-15	YTX20L-BS	DCPR7E	RA8HC	24 mm X 132T	32T	64T	130/60B21 63H	240/40R18 79V	11,3"
FXSB	16-17	YTX20L-BS	DCPR7E	RA8HC	24 mm X 132T	32T	66T	130/60B21 63H	240/40R18 79V	11,3"
	18-22	YTX20L-BS	DCPR7E	RA8HC	24 mm X 132T	32T	66T	130/60B21 63H	240/40R18 79V	11,3"
FXCW/FXCWC	08-11	YTX20L-BS	DCPR7E	RA8HC	1" X 133T	32T	66T	90/90R-19 52H	240/40R-18 79V	11,3"
FXST/B/C/I	00-02	YTX20L-BS	DCPR7E	RA8HC	1 1/8" X 135T	32T	70T	MH90-21 54H	MT90B-16 74H	10,7"
	03-05	YTX20L-BS	DCPR7E	RA8HC	1 1/8" X 135T	32T	70T	MH90-21 54H	150/80B-16 71H	10,7"
	06	YTX20L-BS	DCPR7E	RA8HC	20 mm X 135T	32T	70T	MH90-21 54H	200/55R-17 78V	10,7"
	07-10	YTX20L-BS	DCPR7E	RA8HC	20 mm X 133T	32T	66T	MH90-21 54H	200/55R-17 78V	10,7"
FXSTD/I	00-06	YTX20L-BS	DCPR7E	RA8HC	1 1/8" X 135T	32T	70T	MH90-21 54H	160/70B-17 73V	10,7"
	07	YTX20L-BS	DCPR7E	RA8HC	1 1/8" X 135T	32T	70T	MH90-21 54H	160/70B-17 73V	11,3"
FXSTS/I	00-02	YTX20L-BS	DCPR7E	RA8HC	1 1/8" X 135T	32T	70T	MH90-21 54H	MT90B-16 74H	10,7"
	03-05	YTX20L-BS	DCPR7E	RA8HC	1 1/8" X 135T	32T	70T	MH90-21 54H	150/80B-16 71H	10,7"
	06	YTX20L-BS	DCPR7E	RA8HC	20 mm X 135T	32T	70T	MH90-21 54H	200/55R-17 78V	10,7"
	18-20	YTX20L-BS	CR9EB	RG6HC	24 mm X 134T	32T	66T	MT90B-16 72H	MU85B-16 71H	13,1"
FLDE	18-20	YTX20L-BS	CR9EB	RG6HC	24 mm X 134T	32T	66T	MT90B-16 72H	MU85B-16 71H	13,1"
FLHC/C	18-22	YTX20L-BS	CR9EB	RG6HC	24 mm X 134T	32T	66T	MT90B-16 72H	MU85B-16 71H	13,1"
FLFB/S	18-22	YTX20L-BS	CR9EB	RG6HC	24 mm X 134T	32T	66T	160/60R-18 70V	240/40R-18 79V	13,1"
FLSL	18-21	YTX20L-BS	CR9EB	RG6HC	24 mm X 134T	32T	66T	MT90B-16 72H	MU85B-16 71H	13,1"
FLSB	18-21	YTX20L-BS	CR9EB	RG6HC	24 mm X 134T	32T	66T	130/70B-18 63H	180/70B-16 77H	13,1"
FLS	12-17	YTX20L-BS	DCPR7E	RA8HC	24 mm X 133T	32T	66T	MT90B-16 72H	MU85B-16 71H	10,7"
FLSS	16-17	YTX20L-BS	DCPR7E	RA8HC	24 mm X 133T	32T	66T	MT90B-16 72H	MU85B-16 71H	10,7"
FLST/C/I	00-03	YTX20L-BS	DCPR7E	RA8HC	1 1/8" X 135T	32T	70T	MT90B-16 72H	MT90B-16 74H	10,7"
	04-06	YTX20L-BS	DCPR7E	RA8HC	1 1/8" X 135T	32T	70T	MT90B-16 72H	150/80B-16 71H	10,7"
	07-11	YTX20L-BS	DCPR7E	RA8HC	1" X 133T	32T	66T	MT90B-16 72H	150/80B-16 71H	10,7"
	12-17	YTX20L-BS	DCPR7E	RA8HC	24 mm X 133T	32T	66T	MT90B-16 72H	150/80B-16 71H	10,7"
FLSTF/I	00-03	YTX20L-BS	DCPR7E	RA8HC	1 1/8" X 135T	32T	70T	MT90B-16 72H	MT90B-16 74H	10,7"
	04-06	YTX20L-BS	DCPR7E	RA8HC	1 1/8" X 135T	32T	70T	MT90B-16 72H	150/80B-16 71H	10,7"
	07-11	YTX20L-BS	DCPR7E	RA8HC	20 mm X 133T	32T	66T	140/75R-17 67V	200/55R-17 78V	10,7"
	12-17	YTX20L-BS	DCPR7E	RA8HC	24 mm X 133T	32T	66T	140/75R-17 67V	200/55R-17 78V	10,7"
FLSTFB	10-11	YTX20L-BS	DCPR7E	RA8HC	20 mm X 133T	32T	66T	140/75R-17 67V	200/55R-17 78V	10,7"
	12-16	YTX20L-BS	DCPR7E	RA8HC	24 mm X 133T	32T	66T	140/75R-17 67V	200/55R-17 78V	10,7"
FLSTFBS	16-17	YTX20L-BS	DCPR7E	RA8HC	24 mm X 133T	32T	66T	140/75R-17 67V	200/55R-17 78V	10,7"
FLSTN/I	05-06	YTX20L-BS	DCPR7E	RA8HC	1 1/8" X 135T	32T	70T	MT90B-16 72H	MU85B16 77H	11,3"
	07-11	YTX20L-BS	DCPR7E	RA8HC	1" X 133T	32T	66T	MT90B-16 72H	MU85B16 77H	10,7"
	12-17	YTX20L-BS	DCPR7E	RA8HC	24 mm X 133T	32T	66T	MT90B-16 72H	MU85B16 77H	10,7"
FLSTS/I	00-02	YTX20L-BS	DCPR7E	RA8HC	1 1/8" X 135T	32T	70T	MT90B-16 72H	MT90B-16 74H	10,7"
	03	YTX20L-BS	DCPR7E	RA8HC	1 1/8" X 135T	32T	70T	MT90B-16 72H	MU85B16 77H	10,7"
FLSTSCI	05-07	YTX20L-BS	DCPR7E	RA8HC	1 1/8" X 135T	32T	70T	MT90B-16 72H	150/80B-16 71H	10,7"
FLSTSB	08-11	YTX20L-BS	DCPR7E	RA8HC	20 mm X 133T	32T	66T	MT90B-16 72H	200/55R-17 78V	10,7"
DYNA GLIDE MODELS										
FXD/I	99	YTX20L-BS	DCPR7E	RA8HC	1 1/2" X 133T	32T	70T	100/90-19 57H	130/90B-16 73H	12,5"
	00-01	YTX20L-BS	DCPR7E	RA8HC	1 1/2" X 133T	32T	70T	100/90-19 57H	130/90B-16 73H	12,0"
	02-05	YTX20L-BS	DCPR7E	RA8HC	1 1/2" X 133T	32T	70T	100/90-19 57H	150/80B-16 71H	12,0"
	06	YTX20L-BS	DCPR7E	RA8HC	1 1/2" X 133T	32T	70T	100/90-19 57H	160/70B17 73V	12,5"
	07	YTX20L-BS	DCPR7E	RA8HC	1" X 131T	32T	70T	100/90-19 57H	160/70B17 73V	12,5"
	08-10	YTX20L-BS	DCPR7E	RA8HC	1" X 131T	32T	66T	100/90-19 57H	160/70B17 73V	12,0"

DRAG SPECIALTIES QUICK REFERENCE CHART (CONT)

BIG TWIN (CONT)										
MODEL	YEAR	BATTERY	SPARKPLUG		CHAIN/ BELT	SPROCKET		TIRE SIZE/LOAD INDEX		STD. SHOCK LENGTH
			NGK	CHAMPION		FRONT	REAR	FRONT	REAR	
DYNA GLIDE MODELS (CONT)										
FXDC	05	YTX20L-BS	DCPR7E	RA8HC	1 ¹ / ₈ " X 133T	32T	70T	100/90-19 57H	150/80B-16 71H	12,0"
	06	YTX20L-BS	DCPR7E	RA8HC	1 ¹ / ₈ " X 133T	32T	70T	100/90-19 57H	160/70B17 73V	12,5"
	07	YTX20L-BS	DCPR7E	RA8HC	1" X 131T	32T	70T	100/90-19 57H	160/70B17 73V	12,5"
	08-09	YTX20L-BS	DCPR7E	RA8HC	1" X 131T	32T	66T	100/90-19 57H	160/70B17 73V	12,5"
	10-14	YTX20L-BS	DCPR7E	RA8HC	1" X 131T	32T	66T	100/90-19 57H	160/70B17 73V	12,0"
FXDL	99-00	YTX20L-BS	DCPR7E	RA8HC	1 ¹ / ₂ " X 133T	32T	70T	100/90-19 57H	130/90B-16 73H	12,5"
	01	YTX20L-BS	DCPR7E	RA8HC	1 ¹ / ₂ " X 133T	32T	70T	100/90-19 57H	130/90B-16 73H	12,0"
	02-05	YTX20L-BS	DCPR7E	RA8HC	1 ¹ / ₈ " X 133T	32T	70T	100/90-19 57H	150/80B-16 71H	12,0"
	06	YTX20L-BS	DCPR7E	RA8HC	1 ¹ / ₈ " X 133T	32T	70T	100/90-19 57H	160/70B17 73V	12,0"
	07	YTX20L-BS	DCPR7E	RA8HC	1" X 131T	32T	70T	100/90-19 57H	160/70B17 73V	12,0"
	08-09	YTX20L-BS	DCPR7E	RA8HC	1" X 131T	32T	66T	100/90-19 57H	160/70B17 73V	12,0"
	14-17	YTX20L-BS	DCPR7E	RA8HC	1" X 131T	32T	66T	100/90-19 57H	160/70B17 73V	12,0"
	16-17	YTX20L-BS	DCPR7E	RA8HC	1" X 131T	32T	66T	100/90-19 57H	160/70B17 73V	12,0"
FXDB/I	06	YTX20L-BS	DCPR7E	RA8HC	1 ¹ / ₈ " X 133T	32T	70T	100/90-19 57H	160/70B17 73V	12,0"
	07	YTX20L-BS	DCPR7E	RA8HC	1" X 131T	32T	70T	100/90-19 57H	160/70B17 73V	12,0"
	08-17	YTX20L-BS	DCPR7E	RA8HC	1" X 131T	32T	66T	100/90-19 57H	160/70B17 73V	12,0"
FLD	12-16	YTX20L-BS	DCPR7E	RA8HC	1" X 131T	32T	66T	130/70-18 63H	160/70B17 73H	12,0"
FXDF	08-17	YTX20L-BS	DCPR7E	RA8HC	1" X 131T	32T	66T	130/90B-16 67H	180/70B16 77H	12,0"
FXDX/FXDXT	00-05	YTX20L-BS	DCPR7E	RA8HC	1 ¹ / ₈ " X 133T	32T	70T	100/90-19 57H	150/80B-16 71H	13,3"
FXDWG/I	99-01	YTX20L-BS	DCPR7E	RA8HC	1 ¹ / ₈ " X 133T	32T	70T	MH90-21 54H	130/90B-16 73H	12,5"
	02-05	YTX20L-BS	DCPR7E	RA8HC	1 ¹ / ₈ " X 133T	32T	70T	MH90-21 54H	150/80B-16 71H	12,5"
	06	YTX20L-BS	DCPR7E	RA8HC	1 ¹ / ₈ " X 133T	32T	70T	MH90-21 54H	160/70B17 73V	12,5"
	07	YTX20L-BS	DCPR7E	RA8HC	1" X 131T	32T	70T	MH90-21 54H	160/70B17 73V	12,5"
	08	YTX20L-BS	DCPR7E	RA8HC	1" X 131T	32T	66T	MH90-21 54H	160/70B17 73V	12,5"
	10-11	YTX20L-BS	DCPR7E	RA8HC	1" X 131T	32T	66T	80/90-21 54V	160/60B17 73V	12,0"
	12-17	YTX20L-BS	DCPR7E	RA8HC	1" X 131T	32T	66T	80/90-21 54V	180/60B17 75V	12,0"
FXDS-CONV	99-00	YTX20L-BS	DCPR7E	RA8HC	1-1 ¹ / ₈ " X 133T	32T	70T	100/90-19 57H	130/90B-16 73H	13,0"
V-ROD MODELS										
VRSCA	02-03	YTX14-BS	DCPR8E	RA4HC	1 ¹ / ₈ " X 150T	30T	72T	120/70ZR-19 60W	180/55ZR-18 74W	13,0"
VRSCA/B	04-06	YTX14-BS	DCPR8E	RA4HC	1 ¹ / ₈ " X 149T	28T	72T	120/70ZR-19 60W	180/55ZR-18 74W	13,0"
VRSCR	06-07	YTX-14BS	DCPR8E	RA4HC	1 ¹ / ₈ " X 149T	28T	72T	120/70ZR-19 60W	180/55ZR-18 74W	13,0"
VRSCD	06-08	YTX20HL-BS	DCPR8E	RA4HC	1 ¹ / ₈ " X 151T	28T	72T	120/70ZR-19 60W	180/55ZR-18 74W	13,0"
VRSCX	07	YTX20HL-BS	DCPR8E	RA4HC	1 ¹ / ₈ " X 151T	28T	72T	120/70ZR-19 60W	240/40R-18 79V	13,0"
VRSCAW/DX	07-17	YTX20HL-BS	DCPR8E	RA4HC	1 ¹ / ₈ " X 151T	28T	72T	120/70ZR-19 60W	240/40R-18 79V	13,0"
VRSCF	09-17	YTX20HL-BS	DCPR8E	RA4HC	1 ¹ / ₈ " X 151T	28T	72T	120/70ZR-19 60W	240/40R-18 79V	13,0"

XL/RH SPORTSTER, STREET, LIVEWIRE AND PAN AMERICA MODELS

MODEL	YEAR	BATTERY	SPARKPLUG		CHAIN/ BELT	SPROCKET		TIRE SIZE/LOAD INDEX		STD. SHOCK LENGTH
			NGK	CHAMPION		FRONT	REAR	FRONT	REAR	
XL/RH SPORTSTER MODELS										
XL883	86-90	YB16-B-CX	DCPR7E	RA8HC	530 X 106	21T	48T	90/90-19 52H	130/90B-16 73H	13,5"
XL883	91	YB16-B-CX	DCPR7E	RA8HC	530 X 106	21T	48T	100/90-19 57H	130/90B-16 73H	13,5"
XL883	92-96	YB16-B-CX	DCPR7E	RA8HC	1 ¹ / ₈ " X 128T	27T	61T	100/90-19 57H	130/90B-16 73H	13,5"
XL883	97-03	YTX20L-BS	DCPR7E	RA8HC	1 ¹ / ₈ " X 128T	27T	61T	100/90-19 57H	130/90B-16 73H	13,5"
XL883	04-06	YTX14L-BS	DCPR7E	RA8HC	1 ¹ / ₈ " X 128T	28T	68T	100/90-19 57H	150/80B16 71H	13,0"
XL883	07-09	YTX14L-BS	DCPR7E	RA8HC	1" X 136T	28T	68T	100/90-19 57H	150/80B16 71H	13,0"
XL883 HUG	88-90	YB16-B-CX	DCPR7E	RA8HC	530 X 106	21T	48T	90/90-19 52H	130/90B-16 73H	12,5"
XL883 HUG	91	YB16-B-CX	DCPR7E	RA8HC	530 X 106	21T	48T	100/90-19 57H	130/90B-16 73H	12,5"
XL883 HUG	92-96	YB16-B-CX	DCPR7E	RA8HC	1 ¹ / ₈ " X 128T	27T	61T	100/90-19 57H	130/90B-16 73H	11,5"
XL883R	02-03	YTX20L-BS	DCPR7E	RA8HC	1 ¹ / ₈ " X 128T	27T	61T	100/90-19 57H	130/90B-16 73H	13,5"
XL883R	06	YTX14L-BS	DCPR7E	RA8HC	1-1 ¹ / ₈ " X 128T	28T	68T	100/90-19 57H	150/80B16 71H	13,0"
XL883R	07	YTX14L-BS	DCPR7E	RA8HC	1" X 136T	28T	68T	100/90-19 57H	150/80B16 71H	13,0"
XL883C	99-03	YTX20L-BS	DCPR7E	RA8HC	1 ¹ / ₈ " X 128T	27T	61T	MH90-21 54H	130/90B-16 73H	11,5"
XL883C	04-06	YTX14L-BS	DCPR7E	RA8HC	1 ¹ / ₈ " X 128T	28T	68T	MH90-21 54H	150/80B16 71H	11,5"
XL883C	07-10	YTX14L-BS	DCPR7E	RA8HC	1" X 136T	28T	68T	MH90-21 54H	150/80B16 71H	11,5"
XL883L	05-06	YTX14L-BS	DCPR7E	RA8HC	1 ¹ / ₈ " X 128T	28T	68T	100/90-19 57H	150/80B16 71H	11,0"
XL883L	07-10	YTX14L-BS	DCPR7E	RA8HC	1" X 137T	28T	68T	100/90-19 57H	150/80B16 71H	11,0"
XL883L	11-20	YTX14L-BS	DCPR7E	RA8HC	1" X 137T	29T	68T	120/70ZR18 59W	150/60ZR17 66W	11,0"
XL883N	09-22	YTX14L-BS	DCPR7E	RA8HC	1" X 137T	29T	68T	100/90B-19 57H	150/80B16 71H	11,0"

OEM CROSS
REFERENCE

QUICK
REFERENCE
GUIDE

DRAG SPECIALTIES QUICK REFERENCE CHART (CONT)

XL/RH SPORTSTER, STREET, LIVEWIRE AND PAN AMERICA MODELS

MODEL	YEAR	BATTERY	SPARKPLUG		CHAIN/ BELT	SPROCKET		TIRE SIZE/LOAD INDEX		STD. SHOCK LENGTH
			NGK	CHAMPION		FRONT	REAR	FRONT	REAR	
XL/RH SPORTSTER MODELS (CONT)										
XL1100	86-87	YB16-B-CX	DCPR7E	RA8HC	530 X 106	21T	48T	90/90-19 52H	130/90B-16 73H	12,5"
XL1200	88-90	YB16-B-CX	DCPR7E	RA8HC	530 X 106	21T	48T	90/90-19 52H	130/90B-16 73H	13,5"
XL1200	91-96	YB16-B-CX	DCPR7E	RA8HC	1 ¹ / ₈ " X 128T	29T	61T	100/90-19 57H	130/90B-16 73H	13,5"
XL1200	97-03	YTX20L-BS	DCPR7E	RA8HC	1 ¹ / ₈ " X 128T	29T	61T	100/90-19 57H	130/90B-16 73H	13,5"
XL1200R	04-06	YTX14L-BS	DCPR7E	RA8HC	1 ¹ / ₈ " X 128T	29T	68T	100/90-19 57H	150/80B16 71H	13,0"
XL1200R	07	YTX14L-BS	DCPR7E	RA8HC	1" X 137T	29T	68T	100/90-19 57H	150/80B16 71H	13,0"
XL1200C	96	YB16-B-CX	DCPR7E	RA8HC	1 ¹ / ₈ " X 128T	29T	61T	MH90-21 54H	130/90B-16 73H	11,5"
XL1200C	97-03	YTX20L-BS	DCPR7E	RA8HC	1 ¹ / ₈ " X 128T	29T	61T	MH90-21 54H	130/90B-16 73H	11,5"
XL1200C	04-06	YTX14L-BS	DCPR7E	RA8HC	1 ¹ / ₈ " X 128T	28T	68T	MH90-21 54H	150/80B16 71H	11,5"
XL1200C	07-10	YTX14L-BS	DCPR7E	RA8HC	1" X 137T	29T	68T	MH90-21 54H	150/80B-16 71H	11,5"
XL1200C	11-20	YTX14L-BS	DCPR7E	RA8HC	1" X 137T	29T	68T	120/70R-19 60W	150/70R-16 71V	11.5
XL1200CX	16-20	YTX14L-BS	DCPR7E	RA8HC	1" X 137T	29T	68T	130/90B-16 73H	150/80B-16 71H	11.5
XL1200L	06	YTX14L-BS	DCPR7E	RA8HC	1 ¹ / ₈ " X 128T	28T	68T	100/90-19 57H	150/80B16 71H	11,5"
XL1200L	07-11	YTX14L-BS	DCPR7E	RA8HC	1" X 137T	29T	68T	100/90-19 57H	150/80B16 71H	11,0"
XL1200N	07-12	YTX14L-BS	DCPR7E	RA8HC	1" X 137T	29T	68T	100/90-19 57H	150/80B16 71H	11,5"
XL1200NS	18-21	YTX14L-BS	DCPR7E	RA8HC	1" X 137T	29T	68T	130/90B-16 73H	150/80B16 71H	11,5"
XL1200T	14-17	YTX14L-BS	DCPR7E	RA8HC	1" X 137T	29T	68T	120/70ZR18 59W	150/70ZR17 69W	11,5"
XL1200V	12-16	YTX14L-BS	DCPR7E	RA8HC	1" X 137T	29T	68T	MH90-21 54H	150/80B16 71H	11,5"
XL1200X/S	10-22	YTX14L-BS	DCPR7E	RA8HC	1" X 137T	29T	68T	MT90B-16 72H	150/80B16 71H	11,0"
XL50 Anniversary	07	YTX14L-BS	DCPR7E	RA8HC	1" X 137T	29T	68T	100/90-19 57H	150/80B16 71H	11,5"
XR1200/X	09-12	YTX14L-BS	DCPR7E	RA8HC	1" X 137T	28T	68T	120/70ZR18 59W	180/55ZR17 73W	N/A
Sportster S 1250	21-22	GYZ16HL	N/A	N/A	N/A	N/A	N/A	160/70ZR-17	180/70ZR-16	N/A
STREET MODELS										
XG500/XG750	15-20	YTX14L-BS	CR9E	RG6HC	1" X 166T	30T	80T	100/80R17 52H	140/75R15 65H	N/A
XG750A	17-20	YTX14L-BS	CR9E	RG6HC	1" X 166T	30T	80T	120/70R17 58V	160/60R17 69V	N/A
LIVEWIRE										
LiveWire	20-22	15.5 kWh RESS	N/A	N/A	N/a	N/A	N/A	120/70ZR-17 58W	180/55ZR-17 73W	N/A
PAN AMERICA										
RA1250/1250S	21-22	GYZ16HL	N/A	N/A	530-128 link chain	19T	48T	120/70R-19	170/60R-17	N/A

BUELL MODELS

MODEL	YEAR	BATTERY	SPARKPLUG		CHAIN/ BELT	SPROCKET		TIRE SIZE/LOAD INDEX	
			NGK	CHAMPION		FRONT	REAR	FRONT	REAR
Blast	00	YTX14-BS	DCPR8E	RA8HC	1" X 135T	27T	73T	100/80-16 50S	120/80-16 60S
Blast	01-08	YTX14-BS	DCPR8E	RA8HC	3/4" X 139T	27T	80T	100/80-16 50S	120/80-16 60S
S2 Thunderbolt	94-95	YB16-B-CX	DCPR7E	RA8HC	1 ¹ / ₈ " X 128T	29T	61T	120/70ZR17 58W	170/60ZR17 72W
S2T Thunderbolt	96	YB16-B-CX	DCPR7E	RA8HC	1 ¹ / ₈ " X 128T	29T	61T	120/70ZR17 58W	170/60ZR17 72W
M2 Cyclone	97-02	YTX20L-BS	DCPR7E	RA8HC	1 ¹ / ₈ " X 128T	27T	61T	120/70ZR17 58W	170/60ZR17 72W
S1 Lightning	96-98	65981-96Y	DCPR7E	RA8HC	1 ¹ / ₈ " X 128T	27T	61T	120/70ZR17 58W	170/60ZR17 72W
S-3 Thunderbolt	97-02	YTX20L-BS	DCPR7E	RA8HC	1 ¹ / ₈ " X 128T	27T	61T	120/70ZR17 58W	170/60ZR17 72W
S-3T Thunderbolt	97-02	YTX20L-BS	DCPR7E	RA8HC	1 ¹ / ₈ " X 128T	27T	61T	120/70ZR17 58W	170/60ZR17 72W
X-1 Lightning	99-00	YTX20L-BS	DCPR7E	RA8HC	1 ¹ / ₈ " X 128T	27T	61T	120/70ZR17 58W	170/60ZR17 72W
XB9R Firebolt	03	YTX14-BS	DCPR8E	RA8HC	1 ¹ / ₈ " X 155T	30T	72T	120/70ZR17 58W	180/55ZR17 73W
XB9R Firebolt	04-08	YTX14-BS	DCPR8E	RA8HC	1 ¹ / ₈ " X 128T	30T	65T	120/70ZR17 58W	180/55ZR17 73W
XB9S Lightning	03-06	YTX14-BS	DCPR8E	RA8HC	1 ¹ / ₈ " X 128T	30T	65T	120/70ZR17 58W	180/55ZR17 73W
XB9SX CITYX	05-09	YTX14-BS	DCPR8E	RA8HC	1 ¹ / ₈ " X 128T	30T	65T	120/70ZR17 58W	180/55ZR17 73W
XB12R Firebolt	04-09	YTX14-BS	DCPR8E	RA8HC	1 ¹ / ₈ " X 135T	27T	65T	120/70ZR17 58W	180/55ZR17 73W
XB12Ss Lightning	04-09	YTX14-BS	DCPR8E	RA8HC	1 ¹ / ₈ " X 135T	27T	65T	120/70ZR17 58W	180/55ZR17 73W
XB12S/SCG Lightning	04-09	YTX14-BS	DCPR8E	RA8HC	1 ¹ / ₈ " X 128T	30T	65T	120/70ZR17 58W	180/55ZR17 73W
XB12X/XT Ulysses	06-09	YTX14-BS	DCPR8E	RA8HC	1 ¹ / ₈ " X 135T	27T	65T	120/70ZR17 58W	180/55ZR17 73W
1125R/CR	08-09	YTX14L-BS	CR9EKB	-	1 ¹ / ₈ " X 145T	27T	70T	120/70ZR17 58W	180/55ZR17 73W

ECE TYPE APPROVED

This logo symbolizes that the article conforms to applicable UN ECE regulations. Type approved means that a product meets a minimum set of regulatory, technical and safety requirements.



ECE R90 TYPE APPROVED

This logo symbolizes that the article conforms to applicable UN ECE R90 regulations. Type approved means that a product meets a minimum set of regulatory, technical and safety requirements.



PPE (Personal Protective Equipment)

This logo indicates the article's conformity with the Basic Health and Safety Requirements of Regulation (EU) 2016/425.



EC TYPE APPROVED

This logo symbolizes that the article conforms to applicable EU EC directives. Type approved means that a product meets a minimum set of regulatory, technical and safety requirements.



PPE APPROVED

This logo indicates the article's conformity with the Essential Health and Safety Requirements of Regulation (EU) 2016/425 (non-motorcycle articles, e.g., Watercraft articles)



ABE

This logo symbolizes the article has been approved by KBA (German Federal Motor Transport Authority) for specific vehicle application.



ECE 22.05

This logo symbolizes that a helmet has been tested and certified to ECE 22.05 Regulation.



ECE 22.06

This logo symbolizes that a helmet has been tested and certified to ECE 22.06 Regulation.



FORMULAS

DISPLACEMENT

Bore x bore x stroke x 1,5708 = Displacement in Cubic Inches

Bore x bore x stroke x 25,744019 = Displacement in Cubic Centimeters

Example: A stock 96" Twin Cam has a bore of 3,750" and a stroke of 4,375".

Formula: $3,750" \times 3,750" \times 4,375" \times 1,5708 = 96,64$ cubic inch
 $3,750" \times 3,750" \times 4,375" \times 25,744019 = 1583,86\text{cc}$

COMPRESSION RATIO

Ratio = Cylinder displacement plus combustion chamber volume divided by combustion chamber volume.

Example: A 96" cubic inch Twin Cam has 794cc per cylinder. Combustion chamber volume is approximately 86cc.

Formula: $794 + 86 = 880 : 86 = 10,2:1$ Compression Ratio (CR)

Note: When calculating compression ratio, do not forget to include gasket thickness, valve pockets and ringlands in the piston. CC-ing the heads, filling them with fluid after heads have been installed, will give you accurate numbers.

HEAD/BASE GASKET VOLUME

Bore x bore x 12,87 x compressed gasket thickness = Gasket volume in cubic centimeters

Example: A head gasket has a thickness of 0,045"; bore is 3,750".

Formula: $3,750" \times 3,750" \times 12,87 \times 0,045" = 8,144\text{cc}$

AREA OF CIRCLE

The radius is the diameter of a circle divided in half.

Radius x radius x 3,1416 = Area of a circle

Example : A stock 96" Twin Cam has a bore of 3,750".

Formula: $1,875" \times 1,875" \times 3,1416 = 11,05$ Inch²

$47,63 \text{ mm} \times 47,63 \text{ mm} \times 3,1416 = 7127,09 \text{ mm}^2$ (71,271 cm²)

ELECTRICAL: AMPERAGE, WATT AND VOLTS

Understanding electrical current is important to prevent a meltdown within the electrical wiring of a motorcycle. It is useful to calculate what fuse you will need for a certain application.

Watt divided by Volt = Amp

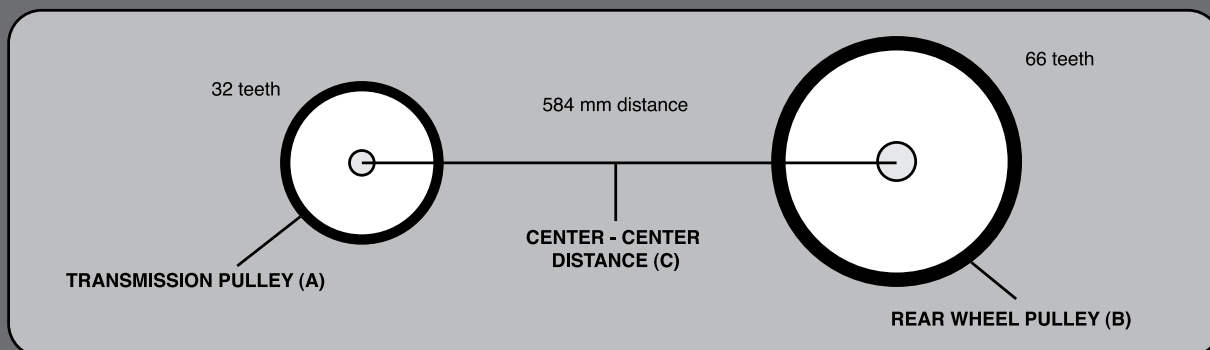
Amp multiplied by Volt = Watt

Watt divided by Amp = Volt



- THE 3-STEP BELT FORMULA -

How to find the correct belt



Formula

A = number of tooth transmission pulley
B = number of tooth rear wheel pulley
C = center to center distance between both pulleys

THE 3-STEP BELT FORMULA

Step 1) $\frac{(C \times 2)}{13,8} = D$

Step 2) $\frac{A + B}{2} = E$

Step 3) $D + E = \text{Number of teeth}$

Example

Transmission pulley has 32 tooth
Rear wheel pulley has 66 tooth
Center to center distance is 584 mm

Step 1) $\frac{584 \times 2}{13,8 (\text{belt pitch})} = 84,6$

Step 2) $\frac{32 + 66}{2} = 49$

Step 3) $84,6 + 49 = 133,6$ teeth
This means you must use a 133 tooth belt, because 137 tooth is not manufactured



From Our Garage To Yours

We are the #1 resource for powersports products. We support our dealers, vendors and fans at races, rallies, special events and showcases.

DEALER POLICIES

Please visit: www.partseurope.eu

CATALOG CONTENTS

We believe the contents and specifications of this catalog are correct. We assume no liability for errors in listings, specifications, part numbers, prices or model applications. We reserve the right to change specifications, product descriptions, product quality, pricing and application at any time without further notice and without further obligation. The reproduction of any material from this catalog is forbidden without our written approval.

iPad®, iPhone®, iPhoto®, iPod®, iPod classic®, iPod nano®, iPod shuffle®, iPod touch®, MacBook®, MacBook Air® and PowerBook® are registered trademarks of Apple Inc.

DuPont™ and Kevlar® are trademarks or registered trademarks of E.I. du Pont de Nemours and Company. Supplex® and Cordura® are registered trademarks

of Invista North America S.A.R.L. D30® is a registered trademark of Design Blue Limited. YKK® Vision® and AquaGuard® are registered trademarks of YKK Corporation.

All model designations and applications used herein are determined by the manufacturer as USA and/or European specific. Contact the individual manufacturer for additional international model information.

WARRANTIES AND GUARANTEES

We do not guarantee the items sold by us or warrant the merchantability or fitness of purpose. Manufacturers supply their own warranties and guarantees and most of them do not permit a wholesaler or distributor to make any adjustment, replace any part or accept for return or exchange any defective or unsatisfactory item. Please follow the guarantee instructions when provided by the manufacturer. Any damages arising from the design or manufacturing of any item are the sole responsibility of the manufacturer.



dragspecialties.eu

**PARTS
EUROPE**

partseurope.eu

Parts Europe GmbH

Conrad-Röntgen-Strasse 2

54332 Wasserliesch/Trier, Germany

Sales: +49 6501 9695-2000

Fax: +49 6501 9695-2650

Reception: +49 6501 9695-0

info@partseurope.eu

A DIVISION OF LEMANS CORPORATION

PO Box 5222, Janesville, WI 53547-5222 • 608-758-1111

COPYRIGHT 2022 • LeMans Corporation • ALL RIGHTS RESERVED

These materials may not be copied or reproduced in any manner without written permission of LeMans Corporation.



dragspecialties.eu

**PARTS
EUROPE**

partseurope.eu

ALL OUR BEST GEAR
TOGETHER IN ONE
PLACE! BROWSE OUR
NEW HELMET & APPAREL
CATALOGUE NOW



OUR CATALOGUES
COVER HARLEY, INDIAN,
SCOOTER, ATV, WATERCRAFT,
AND MUCH MORE!
BROWSE THEM ALL HERE



9901-3181
PRINTED IN GERMANY

WORLDWIDE LEADER IN
V-TWIN PARTS SINCE 1968